# ATE

## Subminiature Toggle Switch

Washable

FUJISOKU SWITCHES

RoHS Compliant

UL

## ■Features

1. Twin-contact clip mechanism for high reliability.
2. Process sealed structure
3. Gold-plated contacts.
4. Terminal pin pitch: 2.54 mm.
5. Independent detent mechanism ensures light operational feel.
6. UL recognized (Excluding ATE-J series with plastic cap/rocker)

## ■ Specifications

| | | |
|---|---|---|
| Rating | Max. | 50mA 60VAC・DC 0.4VA AC、DC |
| | Min. | 1 μA 20mVAC・DC |
| Initial contact resistance | | 50mΩ Max. (1.5mA 200μVAC) |
| Dielectric strength | | 250VAC 1 minute |
| Insulation resistance | | 500MΩ min. (250VDC) |
| Electrical life | | 10,000 cycles at 0.4VA rating.<br>50,000 cycles at 0.4VA rating. (**D.E.N.P** type)<br>30,000 cycles at 0.4VA rating. (**F.G.H.R.S.T** type) |
| Mechanical life | | **D.E.N.P** type 50,000 cycles<br>**F.G.H.R.S.T** type 30,000 cycles |
| Operating temperature range | | −20℃～+85℃ |
| Storage temperature range | | −40℃～+85℃ |

## ■Part Numbering

**A TE 2 D — 2 M 3 — 10 — Z**

Series code | Actuator shape | Number of poles | Switching function | Terminal style | Actuator shape | Bracket style | Clip mechanism

| Code | Type |
|---|---|
| TE | Toggle type |

| Fig. | Number of poles |
|---|---|
| 1 | 1 pole |
| 2 | 2 poles |

| Code | | Switching function |
|---|---|---|
| D | N | ON − ON |
| E | P | ON−OFF−ON |
| F | R | ON − (ON) |
| G | S | (ON)−OFF−(ON) |
| H | T | ON−OFF−(ON) |

Space between terminal rows (Double pole): 5.08 mm

Space between terminal rows (Double pole): 2.54 mm

| Fig. | Terminal style |
|---|---|
| 2 | PC Straight |
| 5 | Right angle (0.2 inch pitch) |
| 6 | Right angle (0.3 inch pitch) |
| 7 | Vertical mounting |

| Code | Actuator shape |
|---|---|
| M | Standard |
| F | Flat toggle |

| Fig. | Bracket |
|---|---|
| 3 | Without bracket |

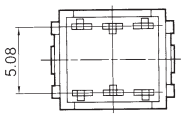


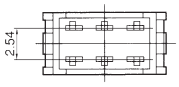


(ON) : Momentary.

## ■Right Angle Terminals

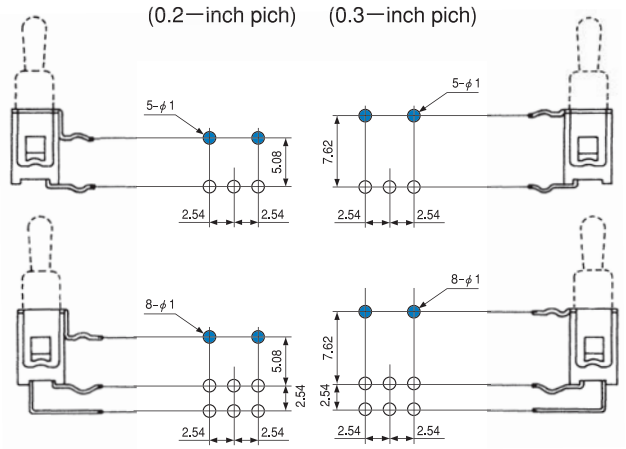


●The space between the terminal rows are available in two dimensions: 0.2 inches (5.08 mm) and 0.3 inches (7.62 mm).
[Example] 0.2-inch pitch: **ATE1D-5M3-10-Z**
0.3-inch pitch: **ATE1D-6M3-10-Z**

## ■Optional Accessories

Refer to P.371 for PC Hole Layouts.

| Part name | Bracket | | |
|---|---|---|---|
| Poles | Single pole | Double poles | |
| Box size | 5 mm | 7.5 mm | 5 mm |
| Type | ATE—2M・2F | | |
| Dimensions | 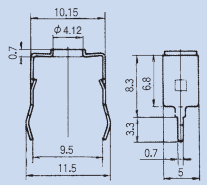 | 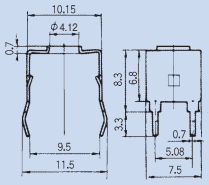 | 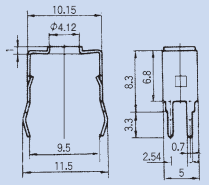 |
| Part number | 140000640314 | 140000640315 | 140000640318 |

| Type | ATE—2M・5M・6M・7M |
|---|---|
| Part name | Color Cap |
| Dimensions | Gloss finish 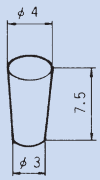 Vinyl chloride |
| White | 140000470174 |
| Red | 140000470175 |
| Black | 140000470173 |
| Gray | 140000470179 |
| Green | 140000470177 |
| Blue | 140000470178 |
| Orange | 140000470181 |
| Yellow | 140000470176 |
| Brown | 140000470180 |

## SPDT

### PC Straight

Standard Toggle



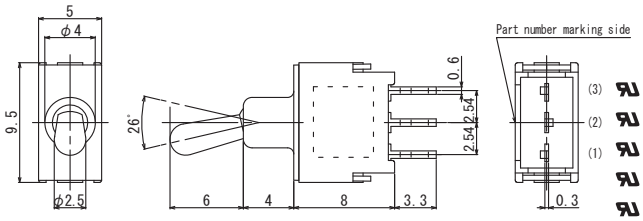


Terminal numbers are not shown on the switch.

| Switching function / Part No. | Viewed from part No. marking side | | |
|---|---|---|---|
| ATE1D-2M3-10-Z | ON | — | ON |
| ATE1E-2M3-10-Z | ON | OFF | ON |
| ATE1F-2M3-10-Z | ON | — | (ON) |
| ATE1G-2M3-10-Z | (ON) | OFF | (ON) |
| ☆ATE1H-2M3-10-Z | ON | OFF | (ON) |
| Connecting terminals | 2—3 | — | 2—1 |

## DPDT

### PC Straight

2.54mm/Distance between two terminal rows : 2.54mm



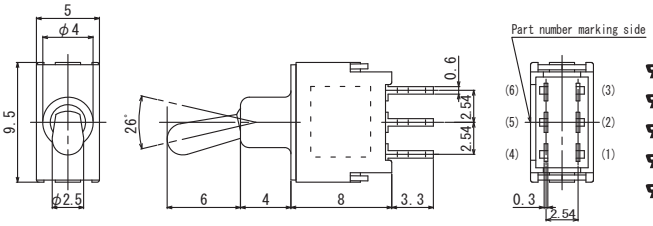


Terminal numbers are not shown on the switch.

| Switching function / Part No. | Viewed from part No. marking side | | |
|---|---|---|---|
| ATE2D-2M3-10-Z | ON | — | ON |
| ☆ATE2E-2M3-10-Z | ON | OFF | ON |
| ★ATE2F-2M3-10-Z | ON | — | (ON) |
| ☆ATE2G-2M3-10-Z | (ON) | OFF | (ON) |
| ☆ATE2H-2M3-10-Z | ON | OFF | (ON) |
| Connecting terminals | 2—3<br>5—6 | — | 2—1<br>5—4 |

★ : Made to order products. ☆ : Semi-standard products. (ON) : Momentary. :Optional Accessories.

# ATE

## DPDT
(Space between terminal rows : 5.08 mm)

**PC Straight**

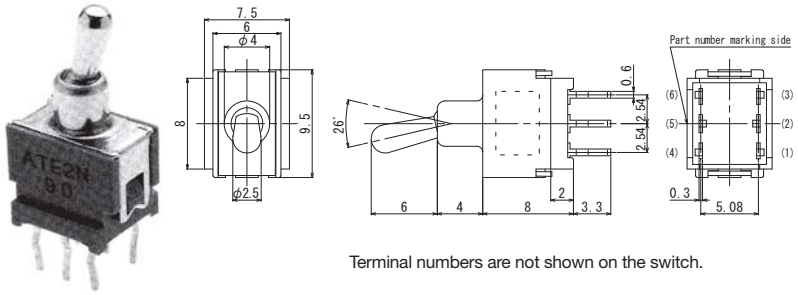


Terminal numbers are not shown on the switch.

| Part No. \ Switching function | Viewed from part No. marking side | | |
|---|---|---|---|
| | | | |
| ☆ATE2N-2M3-10-Z | ON | — | ON |
| ★ATE2P-2M3-10-Z | ON | OFF | ON |
| ★ATE2R-2M3-10-Z | ON | — | (ON) |
| ★ATE2S-2M3-10-Z | (ON) | OFF | (ON) |
| ★ATE2T-2M3-10-Z | ON | OFF | (ON) |
| Connecting terminals | 2—3<br>5—6 | — | 2—1<br>5—4 |

## SPDT
(Mounting height : 3.1mm)

**Right angle (0.2 inch pitch)**

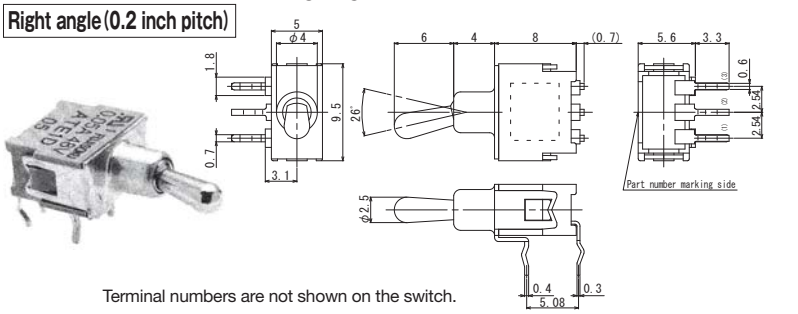


Terminal numbers are not shown on the switch.

| Part No. \ Switching function | Viewed from part No. marking side | | |
|---|---|---|---|
| | | | |
| ATE1D-5M3-10-Z | ON | — | ON |
| ☆ATE1E-5M3-10-Z | ON | OFF | ON |
| ★ATE1F-5M3-10-Z | ON | — | (ON) |
| ☆ATE1G-5M3-10-Z | (ON) | OFF | (ON) |
| ★ATE1H-5M3-10-Z | ON | OFF | (ON) |
| Connecting terminals | 2—3 | — | 2—1 |

## DPDT
(Mounting height : 3.1mm)

**Right angle (0.2 inch pitch)**

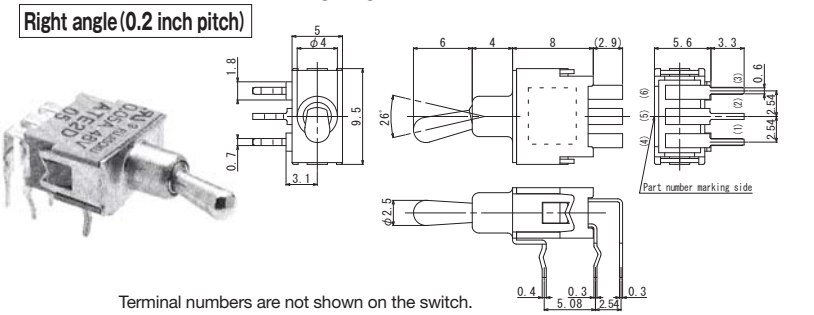


Terminal numbers are not shown on the switch.

| Part No. \ Switching function | Viewed from part No. marking side | | |
|---|---|---|---|
| | | | |
| ☆ATE2D-5M3-10-Z | ON | — | ON |
| ★ATE2E-5M3-10-Z | ON | OFF | ON |
| ★ATE2F-5M3-10-Z | ON | — | (ON) |
| ☆ATE2G-5M3-10-Z | (ON) | OFF | (ON) |
| ▲ATE2H-5M3-10-Z | ON | OFF | (ON) |
| Connecting terminals | 2—3<br>5—6 | — | 2—1<br>5—4 |

## DPDT
(Mounting height : 5.15mm)

**Right angle (0.2 inch pitch)**

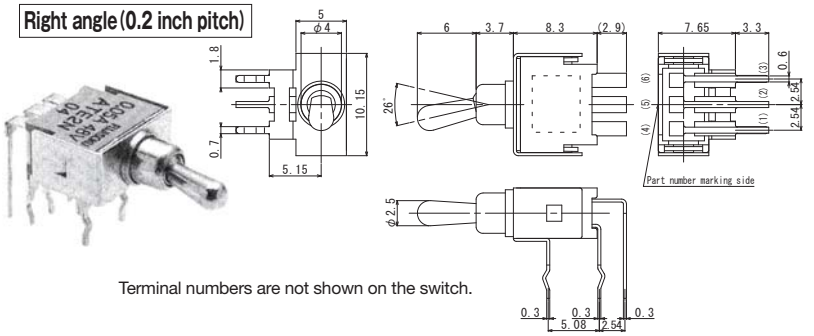


Terminal numbers are not shown on the switch.

| Part No. \ Switching function | Viewed from part No. marking side | | |
|---|---|---|---|
| | | | |
| ☆ATE2N-5M3-10-Z | ON | — | ON |
| ★ATE2P-5M3-10-Z | ON | OFF | ON |
| ▲ATE2R-5M3-10-Z | ON | — | (ON) |
| ★ATE2S-5M3-10-Z | (ON) | OFF | (ON) |
| ▲ATE2T-5M3-10-Z | ON | OFF | (ON) |
| Connecting terminals | 2—3<br>5—6 | — | 2—1<br>5—4 |

## SPDT
(Mounting height : 3.1mm)

**Right angle (0.3 inch pitch)**

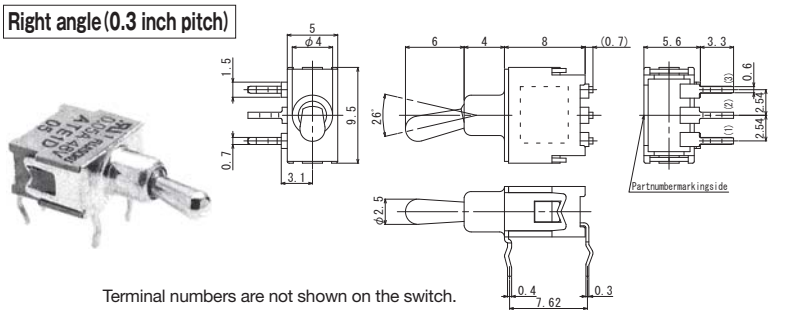


Terminal numbers are not shown on the switch.

| Part No. \ Switching function | Viewed from part No. marking side | | |
|---|---|---|---|
| | | | |
| ATE1D-6M3-10-Z | ON | — | ON |
| ATE1E-6M3-10-Z | ON | OFF | ON |
| ATE1F-6M3-10-Z | ON | — | (ON) |
| ☆ATE1G-6M3-10-Z | (ON) | OFF | (ON) |
| ☆ATE1H-6M3-10-Z | ON | OFF | (ON) |
| Connecting terminals | 2—3 | — | 2—1 |

(ON) : Momentary. ▲ : Inquiry products. ☆ : Semi-standard products. ★ : Made to order products.

# ATE

## DPDT (Mounting height : 3.1mm)

**Right angle (0.3 inch pitch)**



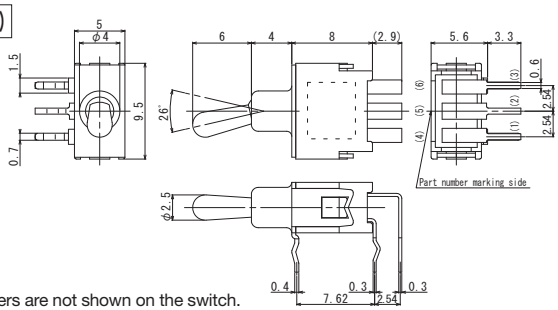


Terminal numbers are not shown on the switch.

| Part No. \ Switching function | Viewed from part No. marking side | | |
|---|---|---|---|
| | | | |
| ATE2D-6M3-10-Z | ON | — | ON |
| ★ATE2E-6M3-10-Z | ON | OFF | ON |
| ★ATE2F-6M3-10-Z | ON | — | (ON) |
| ★ATE2G-6M3-10-Z | (ON) | OFF | (ON) |
| ▲ATE2H-6M3-10-Z | ON | OFF | (ON) |
| Connecting terminals | 2—3<br>5—6 | — | 2—1<br>5—4 |

## DPDT (Mounting height : 5.15mm)

**Right angle (0.3 inch pitch)**



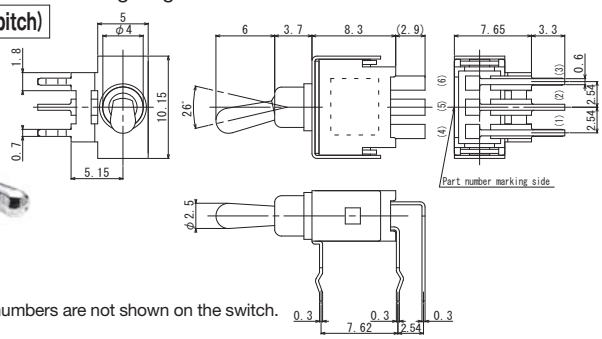


Terminal numbers are not shown on the switch.

| Part No. \ Switching function | Viewed from part No. marking side | | |
|---|---|---|---|
| | | | |
| ATE2N-6M3-10-Z | ON | — | ON |
| ☆ATE2P-6M3-10-Z | ON | OFF | ON |
| ★ATE2R-6M3-10-Z | ON | — | (ON) |
| ★ATE2S-6M3-10-Z | (ON) | OFF | (ON) |
| ★ATE2T-6M3-10-Z | ON | OFF | (ON) |
| Connecting terminals | 2—3<br>5—6 | — | 2—1<br>5—4 |

## SPDT

**Vertical mounting**



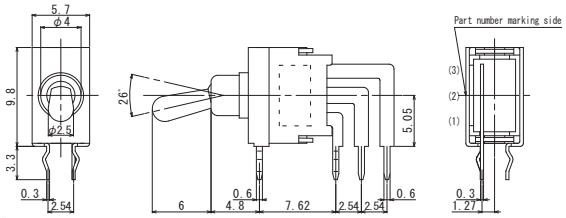


Terminal numbers are not shown on the switch.

| Part No. \ Switching function | Viewed from part No. marking side | | |
|---|---|---|---|
| | | | |
| ☆ATE1D-7M3-10-Z | ON | — | ON |
| ☆ATE1E-7M3-10-Z | ON | OFF | ON |
| ★ATE1F-7M3-10-Z | ON | — | (ON) |
| ★ATE1G-7M3-10-Z | (ON) | OFF | (ON) |
| ▲ATE1H-7M3-10-Z | ON | OFF | (ON) |
| Connecting terminals | 2—3 | — | 2—1 |

## DPDT

**Vertical mounting**



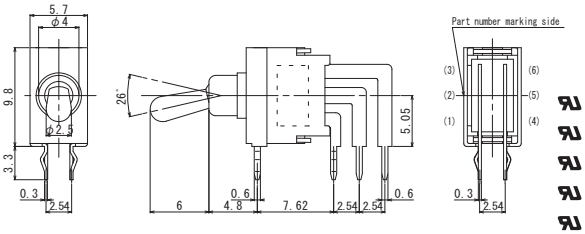


Terminal numbers are not shown on the switch.

| Part No. \ Switching function | Viewed from part No. marking side | | |
|---|---|---|---|
| | | | |
| ATE2D-7M3-10-Z | ON | — | ON |
| ★ATE2E-7M3-10-Z | ON | OFF | ON |
| ★ATE2F-7M3-10-Z | ON | — | (ON) |
| ▲ATE2G-7M3-10-Z | (ON) | OFF | (ON) |
| ▲ATE2H-7M3-10-Z | ON | OFF | (ON) |
| Connecting terminals | 2—3<br>5—6 | — | 2—1<br>5—4 |

## SPDT

**PC Straight**

Flat Toggle

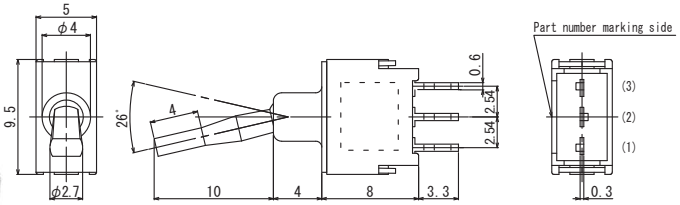


Terminal numbers are not shown on the switch.

| Part No. \ Switching function | Viewed from part No. marking side | | |
|---|---|---|---|
| | | | |
| ATE1D-2F3-10-Z | ON | — | ON |
| ATE1E-2F3-10-Z | ON | OFF | ON |
| ☆ATE1F-2F3-10-Z | ON | — | (ON) |
| ★ATE1G-2F3-10-Z | (ON) | OFF | (ON) |
| ★ATE1H-2F3-10-Z | ON | OFF | (ON) |
| Connecting terminals | 2—3 | — | 2—1 |

★ : Made to order products. ☆ : Semi-standard products. ▲ : Inquiry products. (ON) : Momentary.

# ATE

## DPDT
**PC Straight**

(Space between terminal rows (Double pole): 2.54 mm)

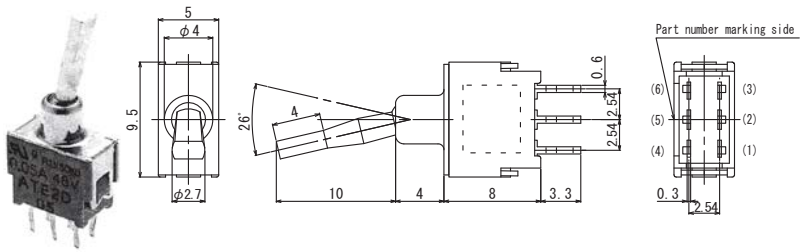


Terminal numbers are not shown on the switch.

| Part No. \ Switching function | Viewed from part No. marking side | | |
|---|---|---|---|
| | | | |
| ☆ATE2D-2F3-10-Z | ON | — | ON |
| ★ATE2E-2F3-10-Z | ON | OFF | ON |
| ★ATE2F-2F3-10-Z | ON | — | (ON) |
| ☆ATE2G-2F3-10-Z | (ON) | OFF | (ON) |
| ★ATE2H-2F3-10-Z | ON | OFF | (ON) |
| Connecting terminals | 2—3<br>5—6 | — | 2—1<br>5—4 |

## DPDT
**PC Straight**

(Space between terminal rows (Double pole): 5.08 mm)

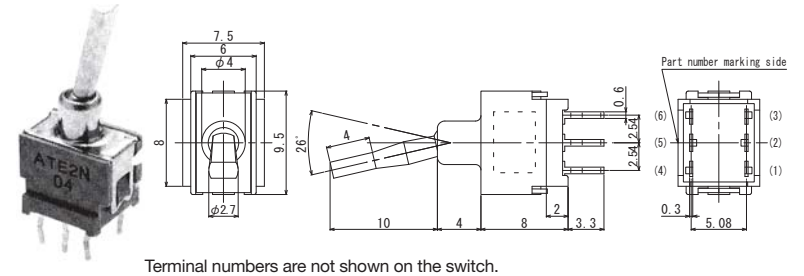


Terminal numbers are not shown on the switch.

| Part No. \ Switching function | Viewed from part No. marking side | | |
|---|---|---|---|
| | | | |
| ☆ATE2N-2F3-10-Z | ON | — | ON |
| ★ATE2P-2F3-10-Z | ON | OFF | ON |
| ★ATE2R-2F3-10-Z | ON | — | (ON) |
| ▲ATE2S-2F3-10-Z | (ON) | OFF | (ON) |
| ★ATE2T-2F3-10-Z | ON | OFF | (ON) |
| Connecting terminals | 2—3<br>5—6 | — | 2—1<br>5—4 |

## SPDT
**Right angle (0.2 inch pitch)**

(Mounting height : 3.1mm)

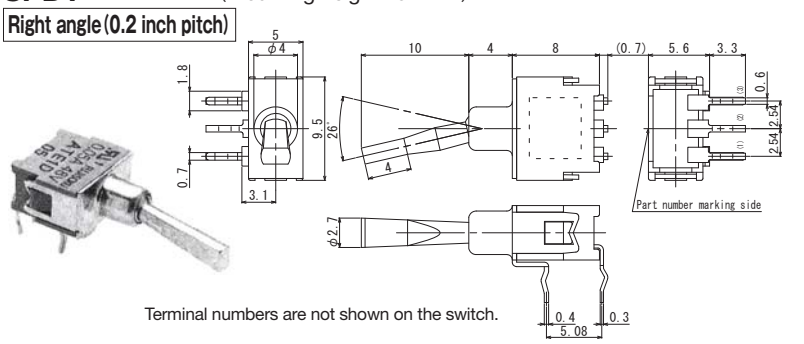


Terminal numbers are not shown on the switch.

| Part No. \ Switching function | Viewed from part No. marking side | | |
|---|---|---|---|
| | | | |
| ☆ATE1D-5F3-10-Z | ON | — | ON |
| ★ATE1E-5F3-10-Z | ON | OFF | ON |
| ★ATE1F-5F3-10-Z | ON | — | (ON) |
| ★ATE1G-5F3-10-Z | (ON) | OFF | (ON) |
| ★ATE1H-5F3-10-Z | ON | OFF | (ON) |
| Connecting terminals | 2—3 | — | 2—1 |

## DPDT
**Right angle (0.2 inch pitch)**

(Mounting height : 3.1mm)

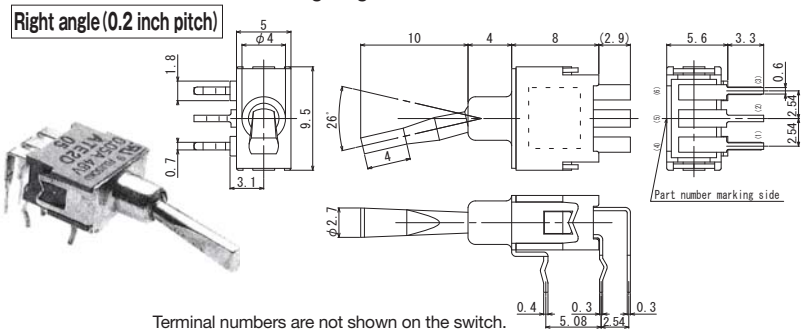


Terminal numbers are not shown on the switch.

| Part No. \ Switching function | Viewed from part No. marking side | | |
|---|---|---|---|
| | | | |
| ★ATE2D-5F3-10-Z | ON | — | ON |
| ▲ATE2E-5F3-10-Z | ON | OFF | ON |
| ▲ATE2F-5F3-10-Z | ON | — | (ON) |
| ★ATE2G-5F3-10-Z | (ON) | OFF | (ON) |
| ▲ATE2H-5F3-10-Z | ON | OFF | (ON) |
| Connecting terminals | 2—3<br>5—6 | — | 2—1<br>5—4 |

## DPDT
**Right angle (0.2 inch pitch)**

(Mounting height : 5.15mm)

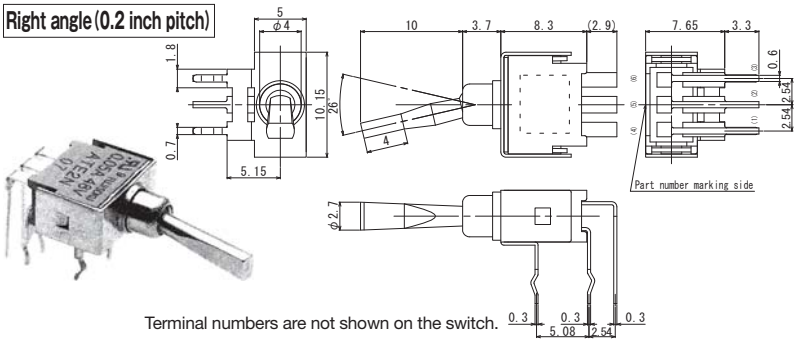


Terminal numbers are not shown on the switch.

| Part No. \ Switching function | Viewed from part No. marking side | | |
|---|---|---|---|
| | | | |
| ★ATE2N-5F3-10-Z | ON | — | ON |
| ▲ATE2P-5F3-10-Z | ON | OFF | ON |
| ▲ATE2R-5F3-10-Z | ON | — | (ON) |
| ▲ATE2S-5F3-10-Z | (ON) | OFF | (ON) |
| ▲ATE2T-5F3-10-Z | ON | OFF | (ON) |
| Connecting terminals | 2—3<br>5—6 | — | 2—1<br>5—4 |

(ON) : Momentary. ▲ : Inquiry products. ☆ : Semi-standard products. ★ : Made to order products.

# ATE

## SPDT (Mounting height : 3.1mm)

**Right angle (0.3 inch pitch)**

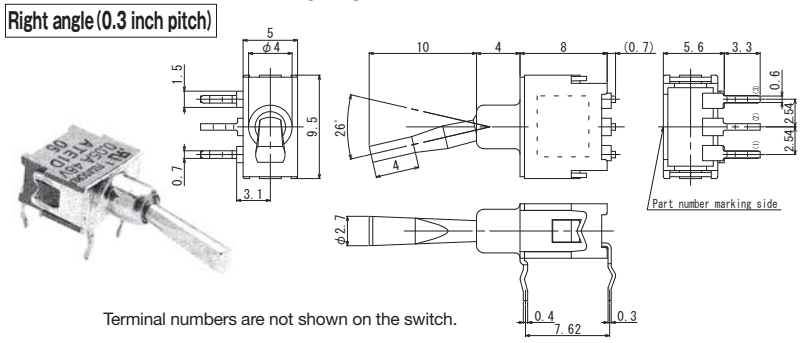


Terminal numbers are not shown on the switch.

| Part No. \ Switching function | Viewed from part No. making side | | |
|---|---|---|---|
| | | | |
| ★ATE1D-6F3-10-Z | ON | — | ON |
| ★ATE1E-6F3-10-Z | ON | OFF | ON |
| ★ATE1F-6F3-10-Z | ON | — | (ON) |
| ☆ATE1G-6F3-10-Z | (ON) | OFF | (ON) |
| ★ATE1H-6F3-10-Z | ON | OFF | (ON) |
| Connecting terminals | 2—3 | — | 2—1 |

## DPDT (Mounting height : 3.1mm)

**Right angle (0.3 inch pitch)**

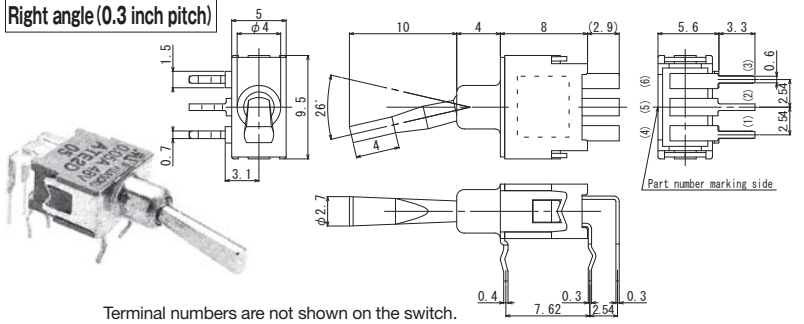


Terminal numbers are not shown on the switch.

| Part No. \ Switching function | Viewed from part No. marking side | | |
|---|---|---|---|
| | | | |
| ☆ATE2D-6F3-10-Z | ON | — | ON |
| ★ATE2E-6F3-10-Z | ON | OFF | ON |
| ▲ATE2F-6F3-10-Z | ON | — | (ON) |
| ▲ATE2G-6F3-10-Z | (ON) | OFF | (ON) |
| ▲ATE2H-6F3-10-Z | ON | OFF | (ON) |
| Connecting terminals | 2—3<br>5—6 | — | 2—1<br>5—4 |

## DPDT (Mounting height : 5.15mm)

**Right angle (0.3 inch pitch)**

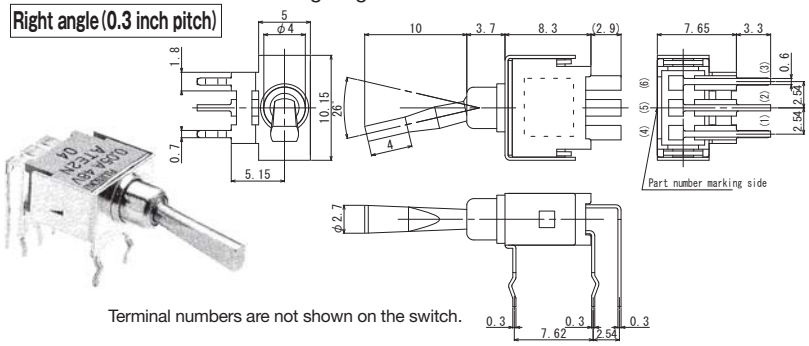


Terminal numbers are not shown on the switch.

| Part No. \ Switching function | Viewed from part No. marking side | | |
|---|---|---|---|
| | | | |
| ★ATE2N-6F3-10-Z | ON | — | ON |
| ▲ATE2P-6F3-10-Z | ON | OFF | ON |
| ▲ATE2R-6F3-10-Z | ON | — | (ON) |
| ▲ATE2S-6F3-10-Z | (ON) | OFF | (ON) |
| ▲ATE2T-6F3-10-Z | ON | OFF | (ON) |
| Connecting terminals | 2—3<br>5—6 | — | 2—1<br>5—4 |

## SPDT

**Vertical mounting**

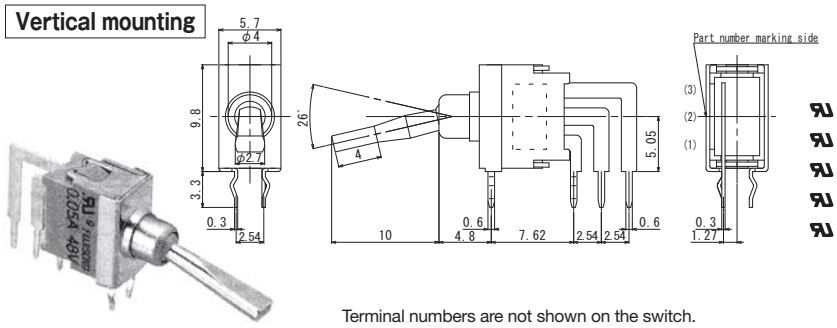


Terminal numbers are not shown on the switch.

| Part No. \ Switching function | Viewed from part No. marking side | | |
|---|---|---|---|
| | | | |
| ★ATE1D-7F3-10-Z | ON | — | ON |
| ▲ATE1E-7F3-10-Z | ON | OFF | ON |
| ★ATE1F-7F3-10-Z | ON | — | (ON) |
| ▲ATE1G-7F3-10-Z | (ON) | OFF | (ON) |
| ★ATE1H-7F3-10-Z | ON | OFF | (ON) |
| Connecting terminals | 2—3 | — | 2—1 |

## DPDT

**Vertical mounting**

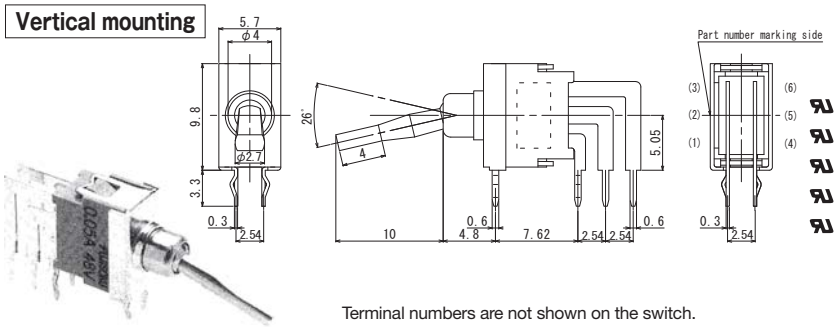


Terminal numbers are not shown on the switch.

| Part No. \ Switching function | Viewed from part No. marking side | | |
|---|---|---|---|
| | | | |
| ★ATE2D-7F3-10-Z | ON | — | ON |
| ★ATE2E-7F3-10-Z | ON | OFF | ON |
| ★ATE2F-7F3-10-Z | ON | — | (ON) |
| ▲ATE2G-7F3-10-Z | (ON) | OFF | (ON) |
| ▲ATE2H-7F3-10-Z | ON | OFF | (ON) |
| Connecting terminals | 2—3<br>5—6 | — | 2—1<br>5—4 |

★ : Made to order products. ☆ : Semi-standard products. (ON) : Momentary.

## ATE-J（Plastic type）

### ■Part Numbering（Plastic cap•Rocker type）

**A TE 2 D — 2 J 3 — 10 — Z**

Series code | Actuator shape | Number of poles | Switching function | Terminal style | Actuator shape | Bracket style | Clip mechanism

| Code | Type |
|---|---|
| TE | Toggle type |

| Fig. | Number of poles |
|---|---|
| 1 | 1 pole |
| 2 | 2 poles |

| Code | Switching function |
|---|---|
| D | ON — ON |
| E | ON－OFF－ON |
| F | ON — (ON) |
| G | (ON)－OFF－(ON) |
| H | ON－OFF－(ON) |

Space between terminal rows (Double pole): 2.54 mm
[5.08 mm is not available]

| Fig. | Terminal style |
|---|---|
| 2 | P/C terminal |
| 6 | Right angle (0.3 inch pitch) |
| 7 | Vertical mounting |

| Code | Actuator shape |
|---|---|
| J | Plastic Knob type |

| Fig. | Bracket |
|---|---|
| 3 | Without bracket |

### SPDT
**PC Straight**

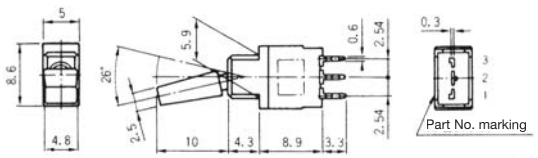


(Mount with **CAP**)

| Switching function / Part No. | Viewed from part No. marking side | | |
|---|---|---|---|
| ☆ATE1D-2J3-10-Z | ON | — | ON |
| ★ATE1E-2J3-10-Z | ON | OFF | ON |
| ▲ATE1F-2J3-10-Z | ON | — | (ON) |
| ▲ATE1G-2J3-10-Z | (ON) | OFF | (ON) |
| ★ATE1H-2J3-10-Z | ON | OFF | (ON) |
| Connecting terminals | 2—3 | — | 2—1 |

### DPDT
**PC Straight**

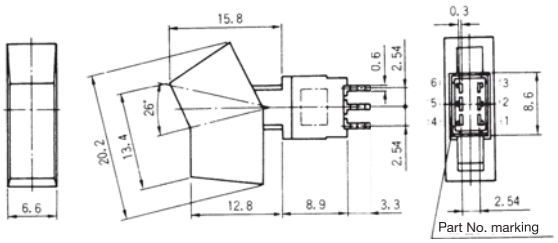


(Mount with **Rocker**)

| Switching function / Part No. | Viewed from part No. marking side | | |
|---|---|---|---|
| ★ATE2D-2J3-10-Z | ON | — | ON |
| ▲ATE2E-2J3-10-Z | ON | OFF | ON |
| ▲ATE2F-2J3-10-Z | ON | — | (ON) |
| ▲ATE2G-2J3-10-Z | (ON) | OFF | (ON) |
| ▲ATE2H-2J3-10-Z | ON | OFF | (ON) |
| Connecting terminals | 2—3<br>5—6 | — | 2—1<br>5—4 |

### SPDT
**Right angle (0.3 inch pitch)**



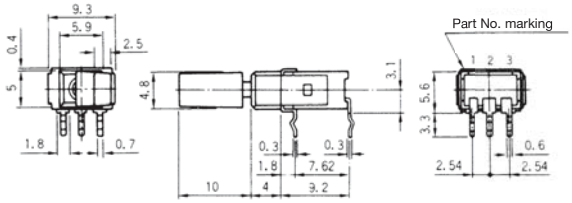


(Mount with **CAP**)

| Switching function / Part No. | Viewed from part No. marking side | | |
|---|---|---|---|
| ★ATE1D-6J3-10-Z | ON | — | ON |
| ▲ATE1E-6J3-10-Z | ON | OFF | ON |
| ▲ATE1F-6J3-10-Z | ON | — | (ON) |
| ▲ATE1G-6J3-10-Z | (ON) | OFF | (ON) |
| ▲ATE1H-6J3-10-Z | ON | OFF | (ON) |
| Connecting terminals | 2—3 | — | 2—1 |

### DPDT
**Right angle (0.3 inch pitch)**



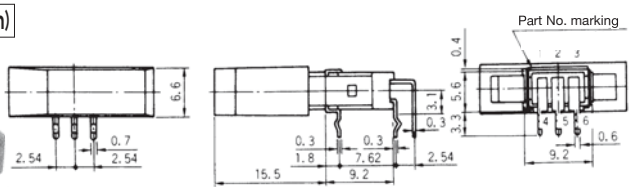


(Mount with **Rocker**)

| Switching function / Part No. | Viewed from part No. marking side | | |
|---|---|---|---|
| ▲ATE2D-6J3-10-Z | ON | — | ON |
| ▲ATE2E-6J3-10-Z | ON | OFF | ON |
| ▲ATE2F-6J3-10-Z | ON | — | (ON) |
| ▲ATE2G-6J3-10-Z | (ON) | OFF | (ON) |
| ▲ATE2H-6J3-10-Z | ON | OFF | (ON) |
| Connecting terminals | 2—3<br>5—6 | — | 2—1<br>5—4 |

Notes:
- Install the cap/rocker accessory after soldering and cleaning.
- Specify the shape and coloring when ordering.
- Space between terminal rows: 5.08 mm is not available.

●**Color cap** and **Rocker** accessories are sold separately.

Terminal numbers are not shown on the switch.

(ON)：Momentary.
☆：Semi-standard products.
★：Made to order products.
▲：Inquiry products.

## ATE−J

### SPDT

**Vertical mounting**

(Mount with **CAP**)

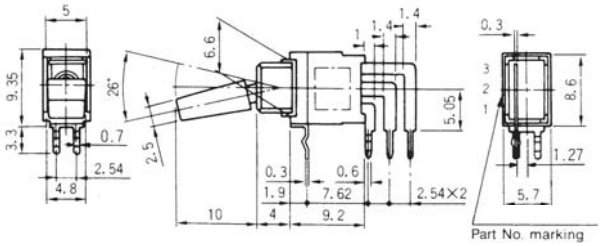


Terminal numbers are not shown on the switch.

| Part No. \ Switching function | Viewed from part No. marking side | | |
|---|---|---|---|
| ★ATE1D-7J3-10-Z | ON | — | ON |
| ▲ATE1E-7J3-10-Z | ON | OFF | ON |
| ▲ATE1F-7J3-10-Z | ON | — | (ON) |
| ▲ATE1G-7J3-10-Z | (ON) | OFF | (ON) |
| ▲ATE1H-7J3-10-Z | ON | OFF | (ON) |
| Connecting terminals | 2−3 | — | 2−1 |

### DPDT

**Vertical mounting**

(Mount with **Rocker**)

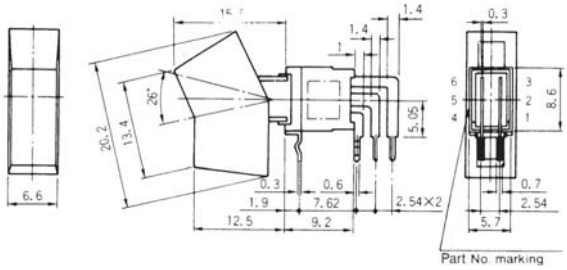


Terminal numbers are not shown on the switch.

| Part No. \ Switching function | Viewed from part No. marking side | | |
|---|---|---|---|
| ▲ATE2D-7J3-10-Z | ON | — | ON |
| ▲ATE2E-7J3-10-Z | ON | OFF | ON |
| ▲ATE2F-7J3-10-Z | ON | — | (ON) |
| ▲ATE2G-7J3-10-Z | (ON) | OFF | (ON) |
| ▲ATE2H-7J3-10-Z | ON | OFF | (ON) |
| Connecting terminals | 2−3<br>5−6 | — | 2−1<br>5−4 |

## ■Optional Accessories

《Sold separately》

| Type | ATE−2J・6J・7J | ATE−2J・6J・7J |
|---|---|---|
| Part name | Color Cap | Rocker |
| Dimensions | 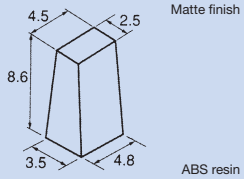 | 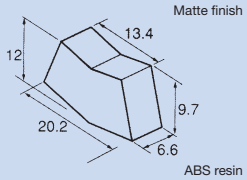 |
| White | 140000050884 | 140000481541 |
| Red | 140000050886 | 140000481543 |
| Black | 140000050885 | 140000481542 |
| Gray | 140000050890 | 140000481547 |
| Blue | 140000050889 | 140000481546 |
| Green | 140000050888 | 140000481545 |
| Orange | 140000050892 | 140000481549 |
| Yellow | 140000050887 | 140000481544 |
| Brown | 140000050891 | 140000481548 |

●PC hole layout is different depending on the type of **Bracket**.

| Type | ATE−2J |
|---|---|
| Part name | Bracket |
| Dimensions | 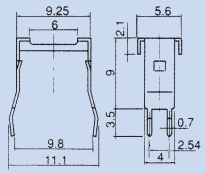 |
| Part number | 140000640296 |

## ■Color Cap and Rocker Installation Procedure for ATE−J type

★：Made to order products.　(ON)：Momentary.　:Optional Accessories.

## ■PC Hole Layouts

### PC terminal

(Top voew)

| Series code | ATE—2M·2F·2J | ATE—2M·2F | | | ATE—2J |
|---|---|---|---|---|---|
| Installation | Whithout bracket | When optional bracket is used | | | |
| | | 140000640314 | 140000640315 | 140000640318 | 140000640296 |
| 1—pole | 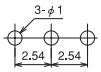 | 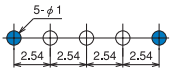 | 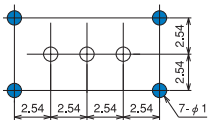 | 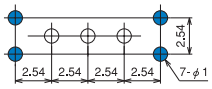 | 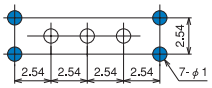 |
| 2—poles 2.54mm /Tow terminal rows | 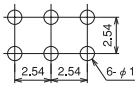 | 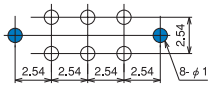 | 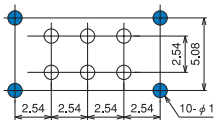 | 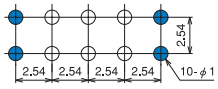 | 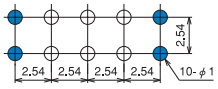 |
| 2—poles 5.08mm /Tow terminal rows | 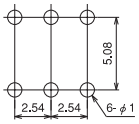 | 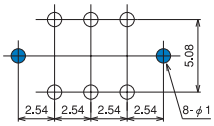 | 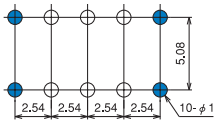 | 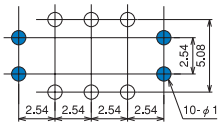 | |

### Right Angle terminal・Vertical Mount terminal

(Top view)

| Series code | ATE—5M・5F | ATE—6M・6F・6J | ATE—7M・7F・7J |
|---|---|---|---|
| Terminal | 0.2—inch pich | 0.3—inch pich | Vertical mount |
| 1—pole | 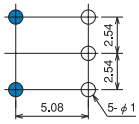 | 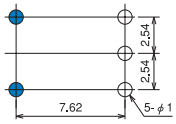 | 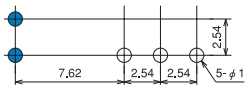 |
| 2—poles | 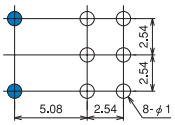 | 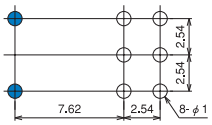 | 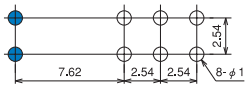 |

## ■Bracket Mounted Dimensions.

| Type | ATE—2M | ATE—2F |
|---|---|---|
| | Standard | Flat |
| Dimensions | 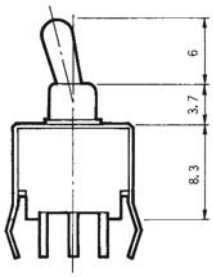 | 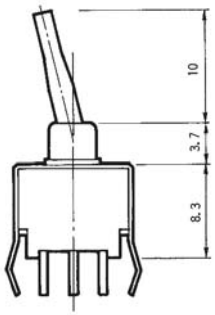 |

## ■Soldering Specifications

(1)Manual Soldering

Device ： Soldering iron

380℃, Max.; 3 seconds, Max.

(2)Auto Soldering

Device ： Jet wave type or dip type

275℃, Max.; 6 seconds, Max.

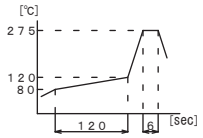


●Pre-heating should be done at temperatures ranging from 80℃ to 120℃ and within 120 seconds

(3)Install the cap/rocker accessory after soldering and cleaning.

## ■Flux Cleaning

(1)Solvent : Fluorine or Alcohol type.

(2)Cleaning after soldering should be done after the terminal temperature falls to 90℃ or below, or after leaving the switch for five minutes or longer at room temperature.

## ■Packaging Specifications

Plastick Pack

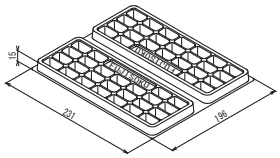


PC terminals
: 100 pcs/pack

Right angle terminals
: 50 pcs/pack

Plastick Pack

Vertical mounting terminals
100 pcs/pack

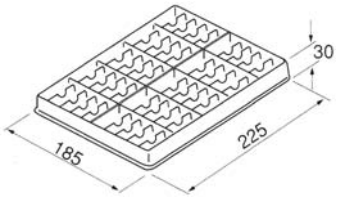


## ■Mounting of Switch

●Use PC boards with hole diameter of 1mm.

●Do not bend the terminal pins before mounting the switch on the PC board.

●After mounting the switch, do not place the device in such a way that the device weight will be applied on to the actuator of the switch.
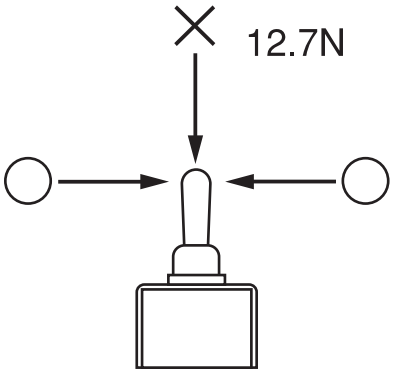
●Do not apply load exceeding 12.7 N to the actuator.