Formosa MS

ASD500V-N

Surface mount small signal type

Features

- Extermely low VF
- Extermely thin package
- Low stored charge
- Majority carrier conduction

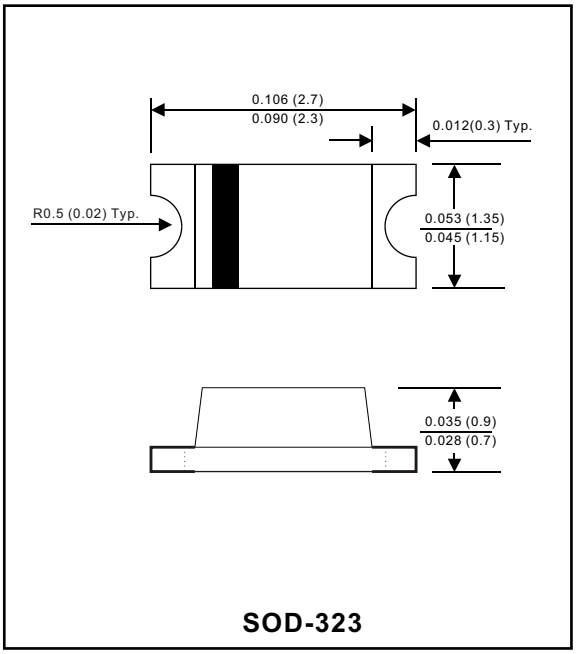

SOD-323

Mechanical data

Case : Molded plastic, JEDEC SOD-323
Terminals : Solder plated, solderable per MIL-STD-750,
Method 2026
Polarity: Indicated by cathode band
Mounting Position : Any
Weight : 0.000159 ounce, 0.0045 gram

MAXIMUM RATINGS (AT T_A=25°C unless otherwise noted)

PARAMETER	CONDITIONS	Symbol	MIN.	TYP.	MAX.	UNIT
Repetitive peak reverse voltage		V_{RM}			45	V
Continuous reverse voltage		V_R			40	V
Mean rectifying current		I_O			100	mA
Forward surge current	8.3ms single half sine-wave superimposed on rate load (JEDEC methode)	I_{FSM}		1000		mA
Capacitance between terminals	f=1MHz and applied 10VDC reverse voltage	C_T		20		pF
Storage temperature		T_J	-40		+125	°C
Operating temperature		T_{STG}	-40		+125	°C

ELECTRICAL CHARACTERISTICS (AT T_A=25°C unless otherwise noted)

PARAMETER	CONDITIONS	Symbol	MIN.	TYP.	MAX.	UNIT
Forward voltage	IF = 10 mA DC	V_F			0.45	V
Reverse current	V_R = 10 V	I_R			1	uA

RATING AND CHARACTERISTIC CURVES (ASD500V-N)

FIG.1-TYPICAL FORWARD CHARACTERISTICS

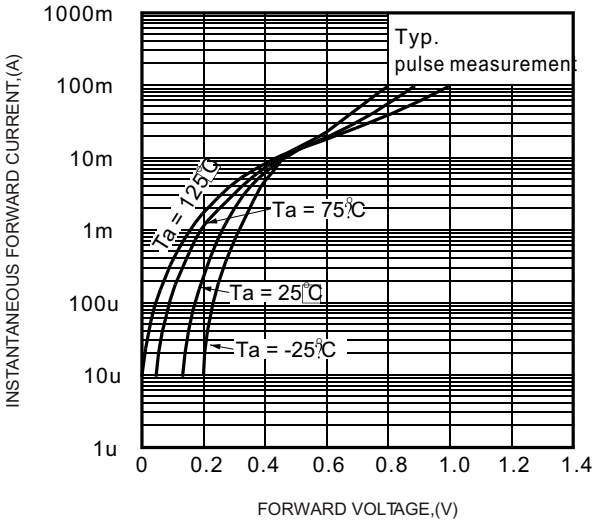

FIG.2 - TYPICAL REVERSE CHARACTERISTICS

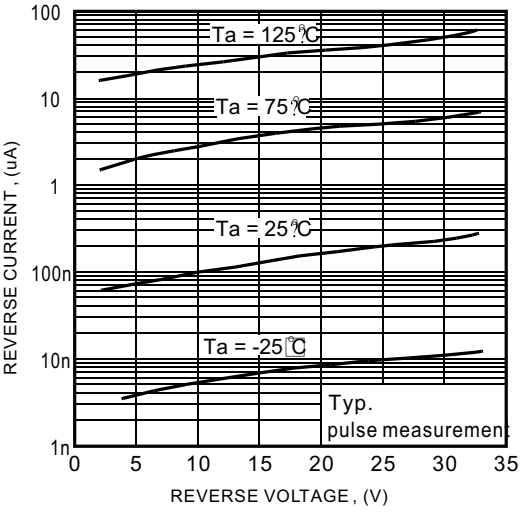

FIG.3-TYPICAL TERMINALS CAPACITANCE

