A-BRIGHT INDUSTRIAL CO., LTD.

AXIAL LED LAMPS

Super Orange Red Axial With "Z-Bent" Lead

Part Number: AL-XJD361-F9

Package outlines & Re-flow Profile

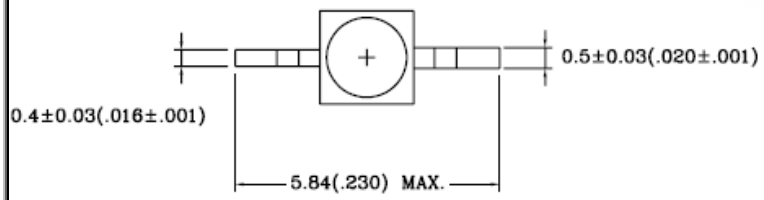

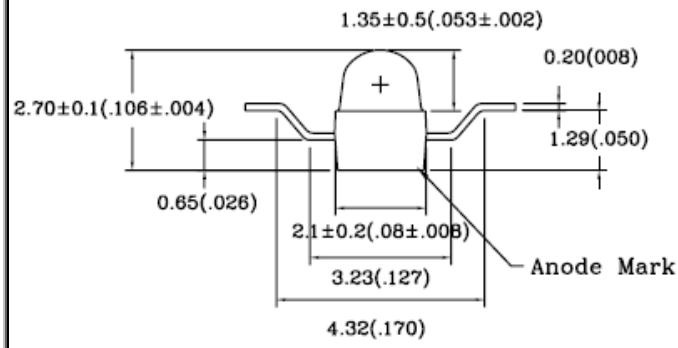

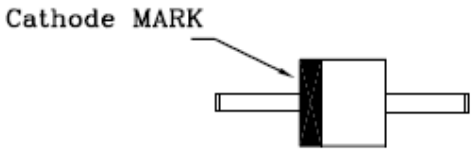

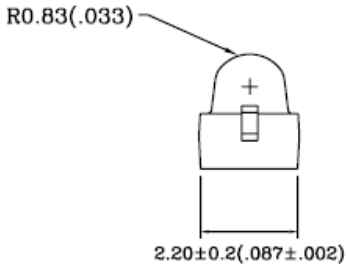

■Reflow Temp/Time

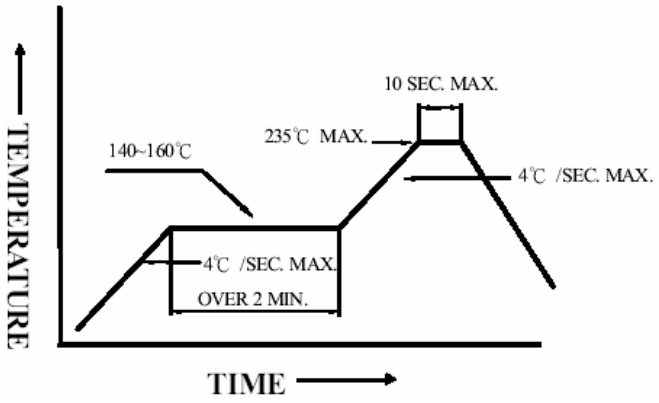

■Soldering iron

Basic spec is ≤ 5sec when 260℃. If temperature is higher, time should be shorter (+10℃→ -1sec).Power dissipation of iron should be smaller than 15W, and temperatures should be controllable .Surface temperature of the device should be under 230℃ .

ITEM	MATERIALS
Resin (mold)	Epoxy
Lens color	Water Clear
Printed circuit board	BT
Dice	AlGaInP
Emitted color	Super Orange Red

NOTES:

1. All dimensions are in millimeters (inches);
2. Tolerances are ±0.1mm (0.004inch) unless otherwise noted.

A-BRIGHT INDUSTRIAL CO., LTD.

AXIAL LED LAMPS

Part Number: AL-XJD361-F9

ELECTRO-OPTICAL CHARACTERISTICS (T_A=25℃)

Parameter	Test Condition	Symbol	Value	Unit
Viewing angle at 50% I_V	I_F=10mA	2 θ 1/2	35	Deg
Forward voltage (Typ.) (Max.)	I_F=20mA	V_F	2.10 2.60	V
Luminous intensity (Min.) (Typ.)	I_F=20mA	I_V	63.0 150.0	mcd
Wavelength	I_F=20mA	λ p λ d	630 625±5	nm
Spectral Line Half-Width	I_F=20mA	△λ	30	nm
Peak pulsing current (1/10 duty f=1kHz)		I_{FP}	100	mA

Absolute maximum ratings (T_A=25℃)

Parameter	Symbol	Value	Unit
Forward current	I_F	30	mA
Reverse voltage	V_R	5	V
Reverse current	I_R	100	μA
Power Dissipation	P_D	120	mW
Operating temperature range	Top	-25 ~+80	℃
Storage temperature range	Tstg	-30 ~+85	℃
Lead soldering temperature	260℃ For 5 Seconds		

A-BRIGHT INDUSTRIAL CO., LTD.

AXIAL LED LAMPS

Part Number: AL-XJD361-F9

Test items and results of reliability

Classification	Test Item	Reference Standard	Test Conditions	Result
Endurance Test	Operation Life	MIL-STD-750:1026 MIL-STD-883:1005 JIS C 7021 :B-1	Connect with a power If=20mA Ta=Under room temperature Test time=1,000hrs	0/20
	High Temperature High Humidity Storage	MIL-STD-202:103B JIS C 7021 :B-11	Ta=+65℃±5℃ RH=90%-95% Test time=240hrs	0/20
	High Temperature Storage	MIL-STD-883:1008 JIS C 7021 :B-10	High Ta=+85℃±5℃ Test time=1,000hrs	0/20
	Low Temperature Storage	JIS-C-7021 :B-12	Low Ta=-35℃±5℃ Test time=1,000hrs	0/20
Environmental Test	Temperature Cycling	MIL-STD-202:107D MIL-STD-750:1051 MIL-STD-883:1010 JIS C 7021 :A-4	-35℃ ~+25℃ ~+85℃ ~+25℃ 60min 20min 60min 20min Test Time=5cycle	0/20
	Thermal Shock	MIL-STD-202:107D MIL-STD-750:1051 MIL-STD-883:1011	-35℃±5℃ ~+85℃±5℃ 20min 20min Test Time=10cycle	0/20
	Solder Resistance	MIL-STD-202:201A MIL-STD-750:2031 JIS C 7021 :A-1	Preheating： 140℃-160℃,within 2 minutes. Operation heating： 235℃(Max.), within 10seconds. (Max.)	0/20

＊Refer to reliability test standard specification for in this line.

2006/10/19

AXIAL LED LAMPS

Part Number: AL-XJD361-F9

Typical Optical-Electrical Characteristic Curves

◆ TYPICAL ELECTRICAL-OPTICAL CHARACTERISTICS CURVES

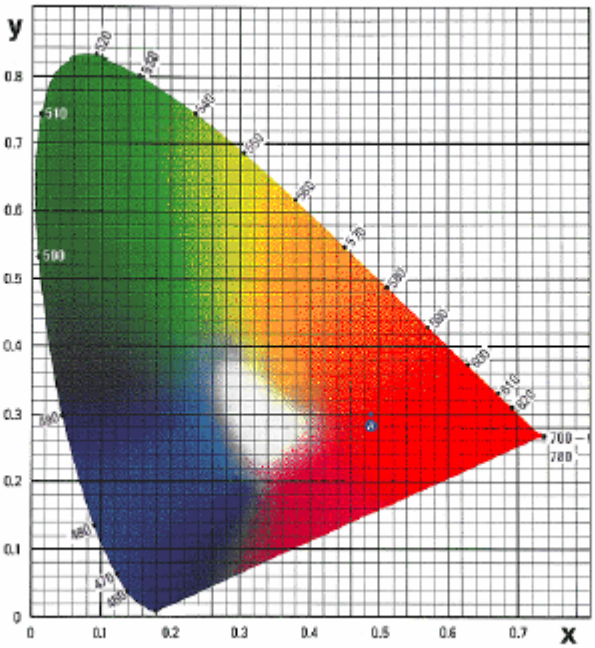

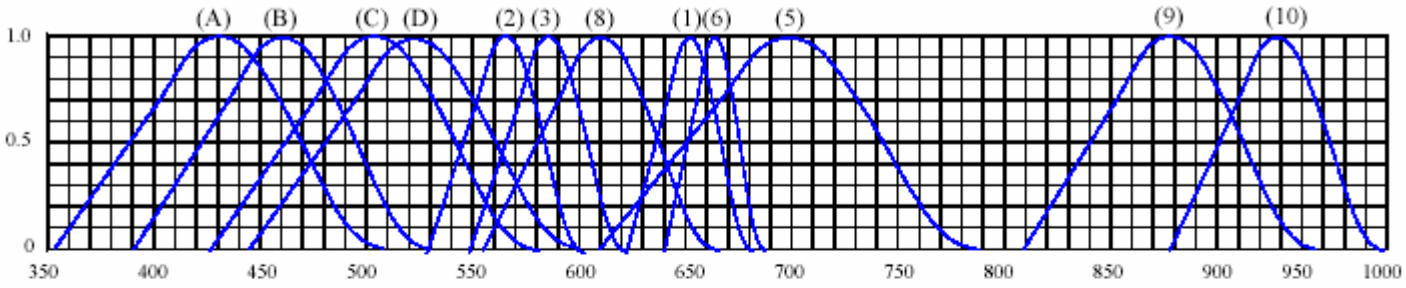

RELATIVE INTENSITY VS. WAVELENGTH(λp)

(1) GaAsP/GaAs 655nm/Red
(2) GaP 568nm/ Yellow Green
(3) GaAsP/GaP 585nm/Yellow
(4) GaAsP/GaP 635nm/Orange & Hi-Eff Red
(5) GaP 700nm/Bright Red
(6) GaAlAs/GaAs 660nm/Super Red
(8) GaAsP/GaP 610nm/Super Red
(9)- GaAlAs 880nm
(10)-GaAs/GaAs&GaAlAs/GaAs 940nm
(A)- GaN 430nm/Blue
(B)- InGaN 470nm/Blue
(C)- InGaN 502nm/Ultra Green
(D)- InGaN 523nm/Ultra Green

A-BRIGHT INDUSTRIAL CO., LTD.

AXIAL LED LAMPS

Part Number: AL-XJD361-F9

Typical Optical-Electrical Characteristic Curves

◆ CHARACTERISTICS DIAGRAMS

FORWARD CURRENT VS. FORWARD VOLTAGE

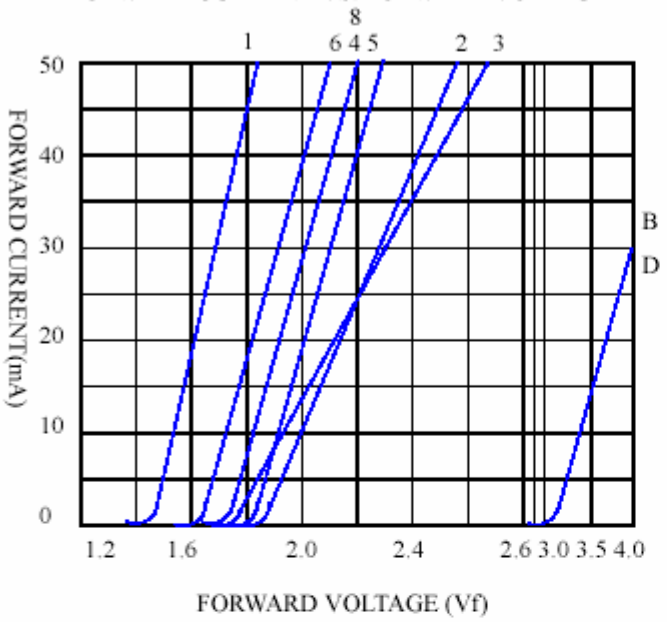

RELATIVE LUMINOUS INTENSITY VS. FORWARD CURRENT

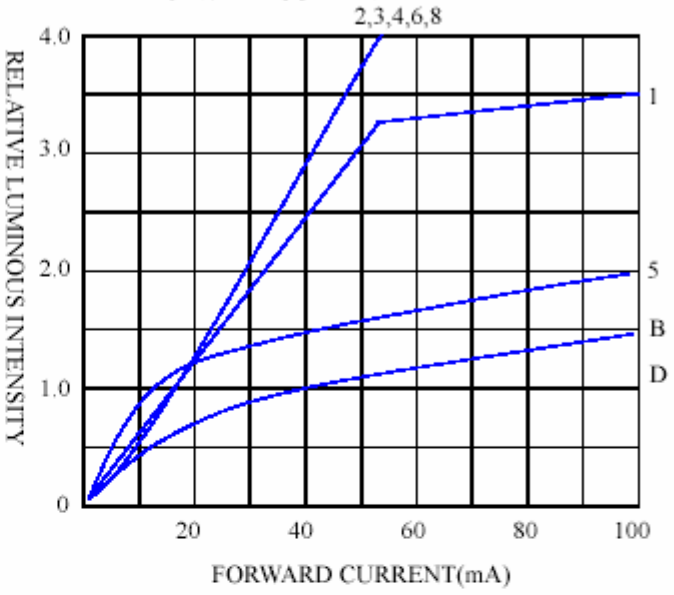

FORWARD CURRENT VS. AMBIENT TEMPERATURE

