ADSL Transformers for Alcatel Chipsets



Features

- complies with ANSI and ETSI requirements
- matched to Alcatel's MTK-20130, MTK-20131, MTK-20140, MTK-20141, MTK-20150, MTK-20152 & MTK-20450 chipsets
- very low THD
- 1500V minimum isolation
- all materials approved to UL94V-0
- excellent quality at competitive price due to high volume production
- manufactured in ISO-9001:2000, TS-16949:2002 and ISO-14001:2004 certified Talema facility
- fully RoHS compliant and meets lead free reflow level J-STD-020C

Electrical Specifications @ 25°C • Operating Temperature -40° to +85°C

Part Number	Package	IC Driver	Turns Ratio ±2% Line : IC	L_P (µH) ±10%	L_L (µH) Max	C_{WW} (pF) Max	DCR (Ohms) Max Line / IC	THD (Linearity) Typical	Longitudinal Balance Min	Insertion Loss Max	Freq. Response Max	Isolation Voltage (Vrms)
AEP210-T AEP210-S	TH SMD	MTK20130/140/150 CO MTK20450 CO/CPE	2 : 1	410	8	50	0.90 / 0.50	-72dB 20kHz	-40dB 30kHz-1.1MHz	1.0dB 100kHz - 1.1MHz	1.5dB 30kHz - 1.1MHz	1500
AEP220-T AEP220-S	TH SMD	MTK20130/ 140/141/150/152 CPE	1 : 1	480	5	50	1.25 / 1.35	-72dB 10kHz	-40dB 30kHz-1.1MHz	1.0dB 100kHz - 1.1MHz	1.5dB 30kHz - 1.1MHz	1500
AEP230-T AEP230-S	TH SMD	MTK20130/140/150 CO MTK20450 CO/CPE	2 : 1	410	8	50	0.90 / 0.50	-72dB 20kHz	-40dB 30kHz-1.1MHz	1.0dB 100kHz - 1.1MHz	1.5dB 30kHz - 1.1MHz	1500

Package "S"

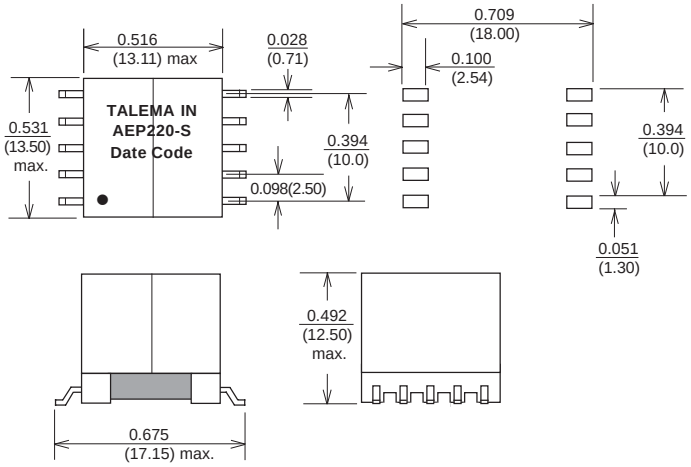

Package "T"

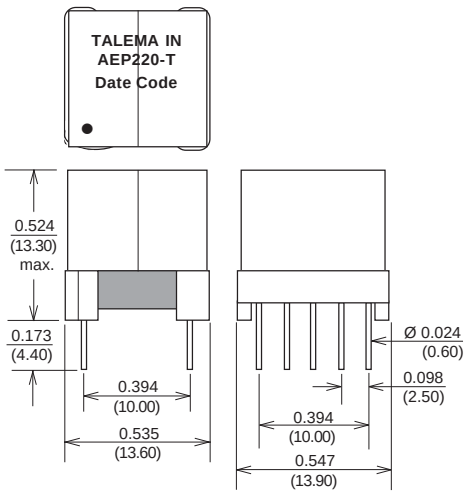

Schematic

AEP210-S & T

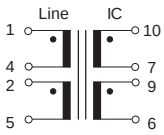

AEP220-S & T
AEP230-S & T

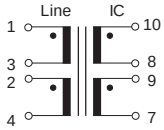

Dimensions: Inches(Millimeters)
Tolerance: ±0.010 (0.25)

Weight: 6.8 grams

Germany: Int.+49 89 - 841 00-0 • Ireland: Int.+35 374 - 954 8666 • Czech Rep: Int.+420 37 - 744 9303 • India: Int.+91 427 - 244 1325
http://www.talema-nuvotem.com

ADSL Transformer for Alcatel Chip Sets



Features

- complies with ANSI and ETSI requirements
- matched to Alcatel's MTK-20131 chipset
- very low THD
- 2000V minimum isolation
- all materials approved to UL94V-0
- excellent quality at competitive price due to high volume production
- manufactured in an ISO-9001:2000, TS-16949:2002 and ISO-14001:2004 certified Talema facility
- fully RoHS compliant

Electrical Specifications @ 25°C • Operating Temperature -40° to +85°C

Part Number	IC Driver	Turns Ratio ±2% Line : IC	L_P (µH) ±5%	L_L (µH) Max	DCR (Ohms Max) Line / IC	THD (Linearity) Typical	Frequency Response Max	Isolation Voltage (Vrms)
APT200-T	MTK-20131 CPE	1:1	440	15	0.30 / 1.20	-70dB 40kHz	3dB 40kHz - 2MHz	2000

Package and Outline

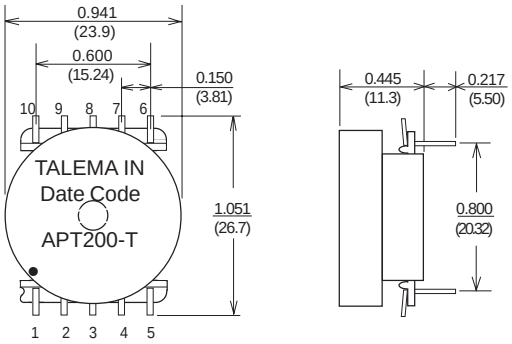

Schematic

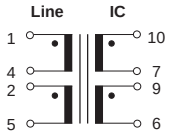

Dimensions: Inches (Millimeters)
Tolerance: ±0.010 (0.25)

Weight: 18.0 grams

Sales & Marketing, Design and Manufacturing Facilities

http://www.talema-nuvotem.com

Eastern Europe & Czech Republic
NT MAGNETICS s.r.o.
Chebská 27
322 00 Plzeň
Tel: Int. + 420 37 - 744 9303
Fax: Int. + 420 37 - 744 3697
Email: talema@talema.cz

Germany
TALEMA ELEKTRONIK GMBH
Sembdnerstr. 5, Postfach 2523
82110 Germering
Tel: Int. + 49 89 - 841 00 - 0
Fax: Int. + 49 89 - 841 00 25
Email: info@talema.de

Ireland
NUVOTEM TEO.
Crolly
Co. Donegal
Tel: Int. + 353 74 - 954 8666
Fax: Int. + 353 74 - 954 8139
Email: info@nuvotem.com

India
TALEMA ELECTRONIC PVT. LTD.
Opposite the SIDCO Industrial Estate
Gins Towers
4/5S.H/1, Omalur Main Road
Salem - 636 004, Tamil Nadu
Tel: Int. + 91 427 - 244 1325
Fax: Int. + 91 427 - 243 0034
E-mail: talema@talemaindia.com