A xx-LC-TT

CKT: 06, 08, 14, 16,18,20

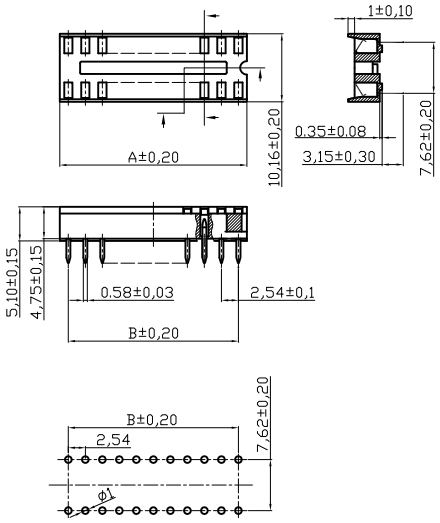

PCB LAYOUT

CKT	A±0.20	B±0.20
06	7.62	5.08
08	10.16	7.62
14	17.78	15.24
16	20.32	17.78
18	22.86	20.32
20	25.40	22.86

CKT: 24,28,32,40

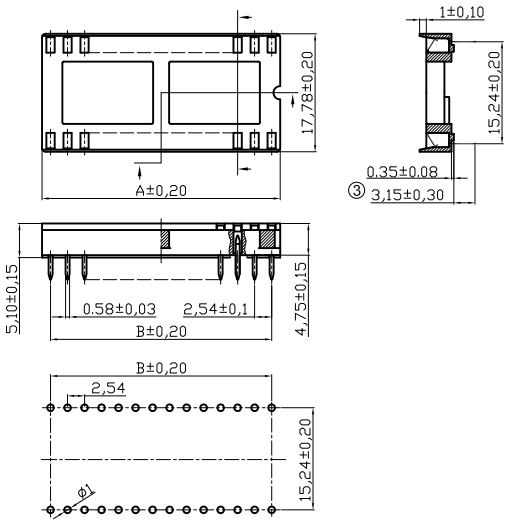

PCB LAYOUT

CKT	A±0.20	B±0.20
24	30.48	27.94
28	35.56	33.02
32	40.64	38.10
40	50.80	48.26

A xx-LC/7-T

CKT: 24, 28

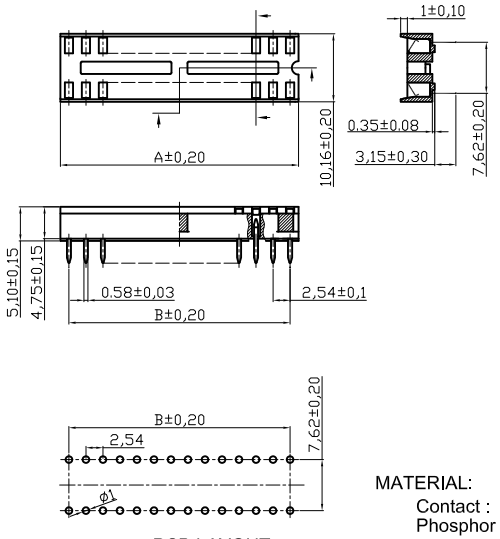

PCB LAYOUT

CKT	A±0.20	B±0.20
24	30.48	27.94
28	35.56	33.02

MATERIAL:
Contact :
Phosphor Bronze thickness 0.15mm
Plating :
Contact Plating, Tin plated 60u"~80u"
(Lead free plating)
Insulator : PBT-4830 , UL 94V-0

SPECIFICATIONS:
Current Rating : 1A
Dielectric withstanding Voltage : 1000v RMS/minute
Insulator resistance : 5000 Megohms min.
Contact resistance : 20 milliohms initial
30 milliohms after test.
Operating temperatures : -55°c to 85°c
Insertion force : 340g(12 oz) max.per contact.
Withdrawal force : 80g(2.82 oz) min.per contact

RoHS compliant

Scale	1:1
TOLERANCE	
X.	±X
X.X	±X
X.XX	±X
DIM	TOL
X.°	±X°
X.X°	±X°
Angle	TOL

Id.	Modification	Date	Name
③	Correct dimensions	05.11.2009	Dean
②	Update	21.07.2009	Dean
①	Drawn	24.03.1999	Hellwig

	Date	Name
Drawn	24.03.1999	Hellwig
Approved	05.11.2009	Hellwig

ASSMANN WSW components

Customer-No.

ASSMANN WSW-No. A xx-LC-TT
A xx-LC/7-T

Drawing-No. ASS 0810 CO

rev03

Replace ASS 0333A CO
ASS 0333B CO

Sheet