Male

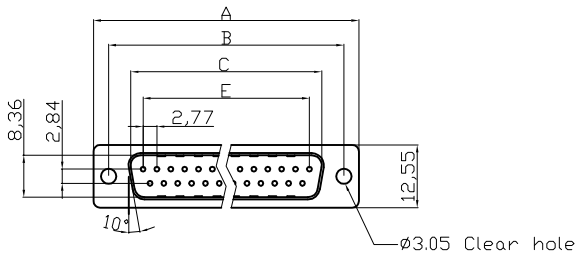

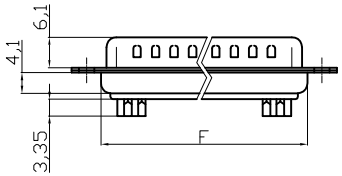

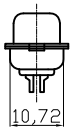

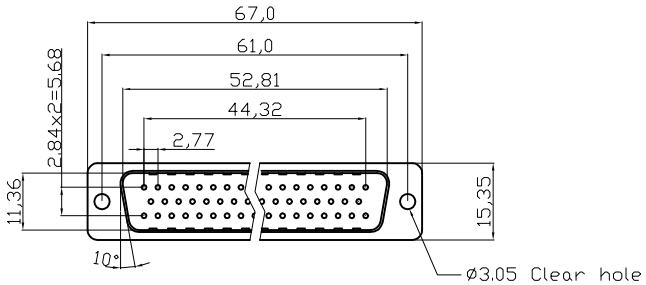

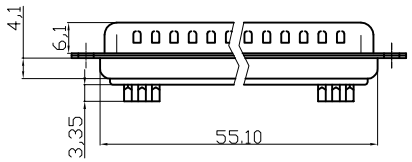

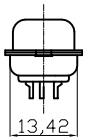

50 Positions

Product Specification

Material

Insulator : Glass-Filled Thermoplastic PBT,UL94V-0,White
Contact : Copper alloy, Gold flash selective gold
Shell: SPCC
Clinch Nut : Brass, Nickel Plated
Screwlock : Brass, Nickel Plated

Electrical

Contact Resistance : 20 milliohms Max at 1 AMP DC.
Insulation Resistance : 1000 magohms at 500 VDC
Dielectric Withstanding Voltage : 1000 VAC/rms 60Hz for 1 minute
Current Rating : 3 AMP
Volatge Rating : 250 VAC/rms 60Hz
① OPERATING TEMPERATURE:-55°C+105°C

Order Code:

A-Dx xx LL/Z

- Contact style: F - Female, S - Male
- No. of Contacts: 09 / 15 / 25 / 37
- LL/Z - Selective gold*

* Quality class III

Dimensions

Positions	A	B	C	E	F
9	30.81	24.99	16.92	11.08	19.20
15	39.20	33.30	25.25	19.39	27.70
25	53.04	47.04	38.96	33.24	41.10
37	69.40	63.50	55.42	49.86	57.30

RoHS compliant
Unit: mm

Scale	Free
TOLERANCE	
X.	±0.38
X.X	±0.25
X.XX	±0.13
DIM	TOL
X.°	±3°
X.X°	±1.0°
Angle	TOL

Id.	Modification	Date	Name
①	Update operation temperature range	13.05.2014	Winnie
⓪	Drawn	15.08.2012	Lucas

	Date	Name
Drawn	15.08.2012	Lucas
Approved	13.05.2014	Winnie

ASSMANN WSW components

Customer-No.

ASSMANN WSW-No.
A-Dx xx LL/Z

Drawing-No.
ASS 4884 CO

rev01

Replace

Sheet 1/2

Female

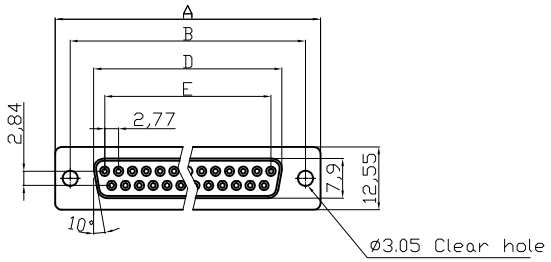

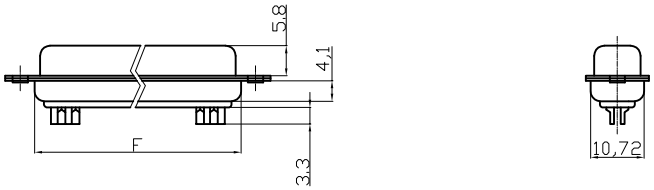

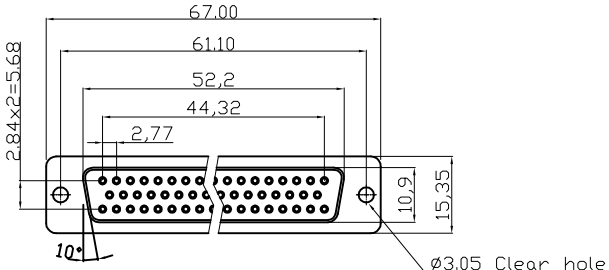

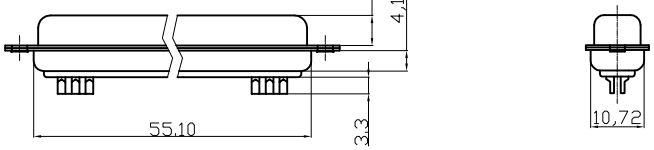

50 Positions

Product Specification

Material

Insulator : Glass-Filled Thermoplastic PBT,UL94V-0,White
Contact : Brass or Phosphor Bronze, Gold flash selective gold plating
Shell : Steel, refer to ordering information for plating
Clinch Nut : Brass, Nickel Plated
Boardlock : Brass, Nickel Plated
Screwlock : Brass, Nickel Plated

Electrical

Contact Resistance : 20 milliohms Max at 1 AMP DC.
Insulation Resistance : 1000 magohms at 500 VDC
Dielectric Withstanding Voltage :1000 VAC/rms 60Hz for 1 minute
Current Rating : 3 AMP
Volatge Rating : 250 VAC/rms 60Hz
① Operating Temperature : -55°C+105°C

Dimensions

Positions	A	B	D	E	F
9	30.81	24.99	16.33	11.08	19.20
15	39.20	33.30	24.70	19.39	27.70
25	53.05	47.04	38.40	33.24	41.10
37	69.40	63.50	54.84	49.86	57.30

RoHS compliant
Unit:mm

Scale	Free
TOLERANCE	
X.	±0.38
X.X	±0.25
X.XX	±0.13
DIM	TOL
X.°	±3°
X.X°	±1.0°
Angle	TOL

Id.	Modification	Date	Name
①	Update operation temperature range	13.05.2014	Winnie
⓪	Drawn	15.08.2012	Lucas

	Date	Name
Drawn	15.08.2012	Lucas
Approved	14.05.2014	Winnie

ASSMANN WSW components

Customer-No.

ASSMANN WSW-No.
A-Dx xx LL/Z

Drawing-No.
ASS 4884 CO

rev01

Replace

Sheet
2/2