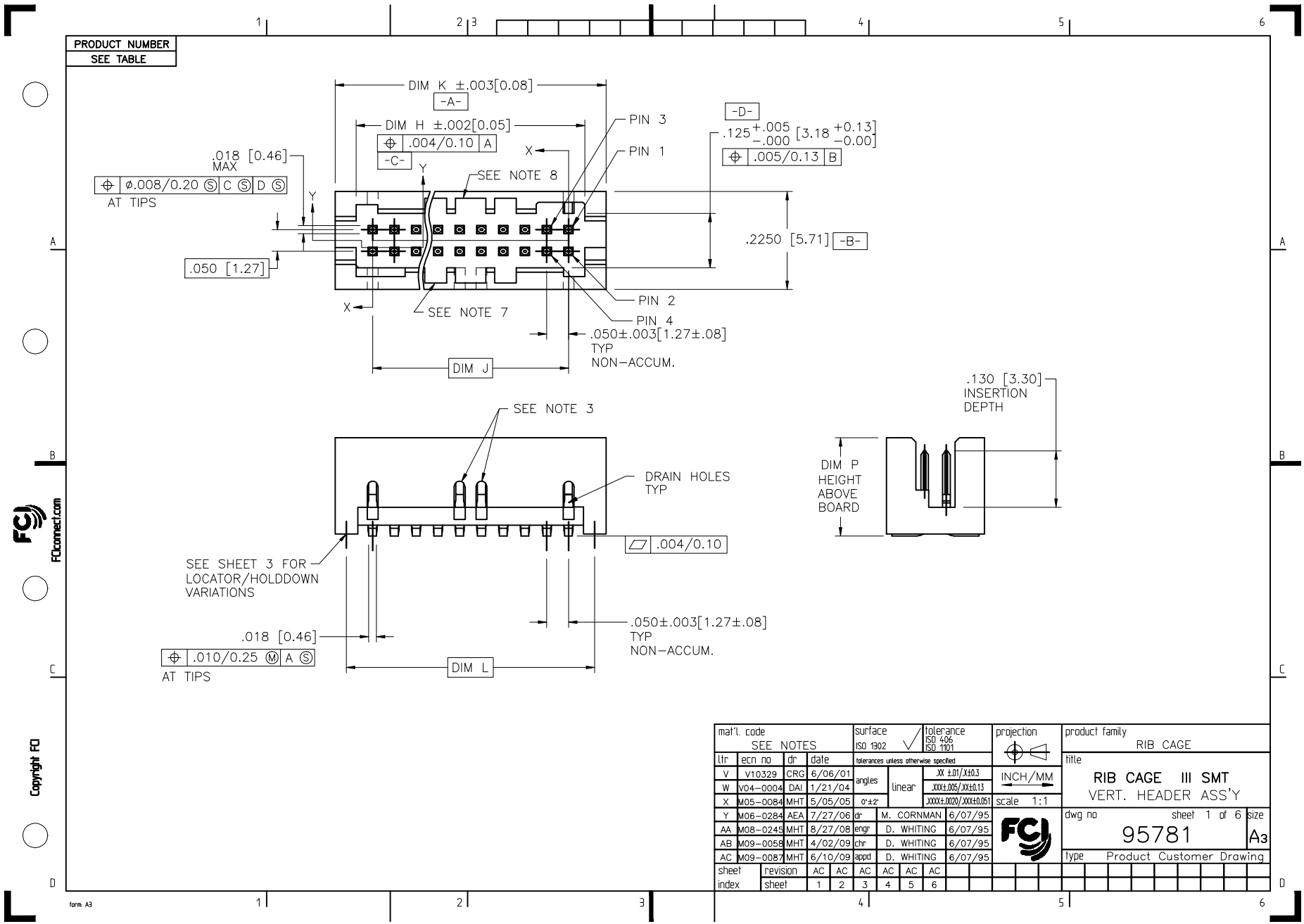

PDM: Rev:AC STATUS:Released Printed: Feb 18, 2010

PRODUCT NUMBER
SEE TABLE

SIZE	DIM H	DIM J	DIM K	DIM L
2X5	.275/6.99	.200/5.08	.372/9.45	.320/8.13
2X10	.525/13.34	.450/11.43	.622/15.80	.570/14.48
2X15	.775/19.68	.700/17.78	.872/22.15	.820/20.83
2X20	1.025/26.03	.950/24.13	1.122/28.50	1.070/27.18
2X25	1.275/32.38	1.200/30.48	1.372/34.85	1.320/33.53
2X30	1.525/38.74	1.450/36.83	1.622/41.20	1.570/39.88
2X35	1.775/45.08	1.700/43.18	1.872/47.55	1.820/46.23
2X40	2.025/51.43	1.950/49.53	2.122/53.90	2.070/52.58
2X45	2.275/57.78	2.200/55.88	2.372/60.25	2.320/58.93
2X50	2.525/64.14	2.450/62.23	2.622/66.60	2.570/65.28

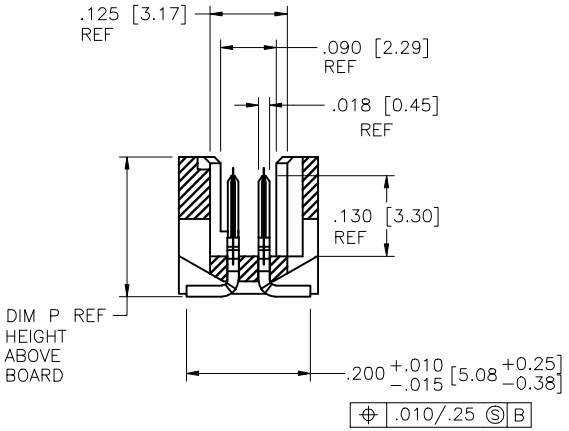

SECTION X–X
ROTATED 90° CW

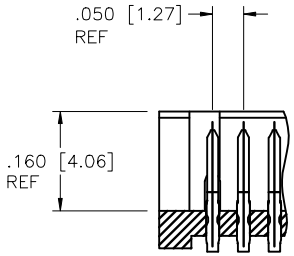

SECTION Y–Y

| | | |

PRODUCT NUMBER
SEE TABLE

LOCATOR/HOLDDOWN VARIATIONS

STYLE 1



STYLE 2

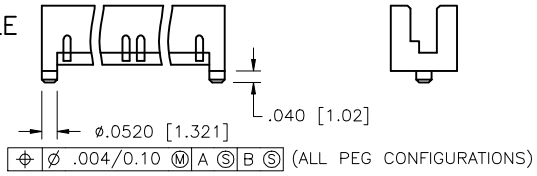

STYLE 3

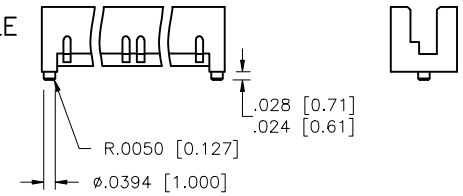

STYLE 4

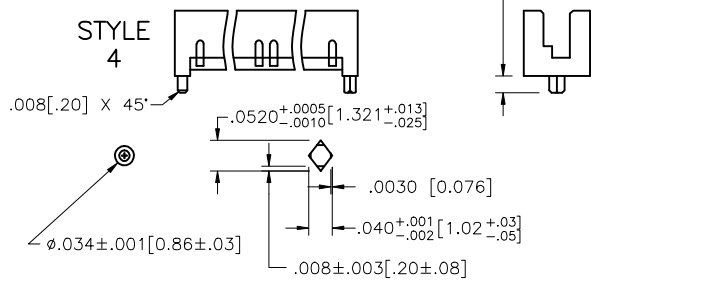

STYLE 5

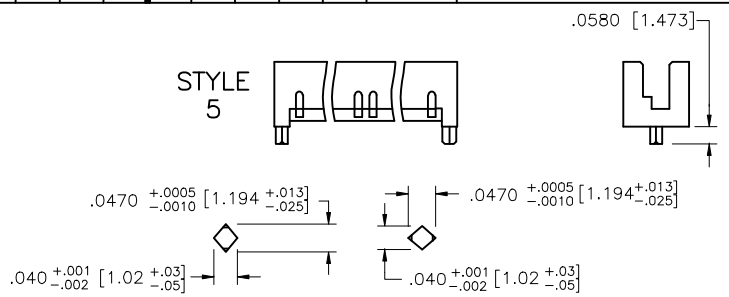

STYLE 6 SEE NOTE 9

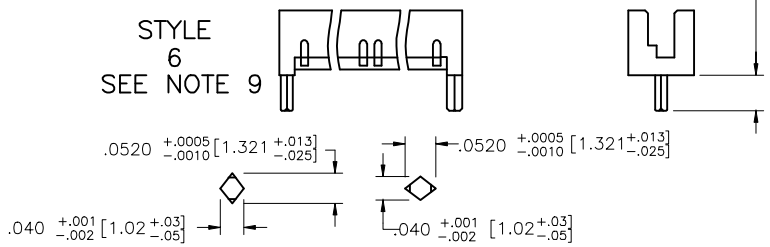

STYLE 7

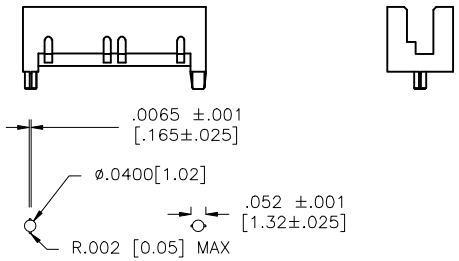

mat'l code: SEE NOTES				surface: ISO 1302		tolerance: ISO 406 ISO 1101		projection	product family: RIB CAGE		
ltr	ecn no	dr	date	tolerances unless otherwise specified					title: RIB CAGE III SMT VERT. HEADER ASS'Y		
AC				angles: 0°±2°	linear: .XX ±.01/.X±0.3; .XXX±.005/.XX±0.13; .XXXX±.0020/.XXX±0.051			INCH/MM			
								scale 1:1			
				dr	M. CORNMAN	6/07/95			dwg no 95781	sheet 3 of 6	size A3
				engr	D. WHITING	6/07/95					
				chr	D. WHITING	6/07/95					
				appd	D. WHITING	6/07/95			type: Product Customer Drawing		
sheet index	revision sheet										

Copyright FCI
FCIconnect.com
form: A3

PDM: Rev:AC STATUS:Released Printed: Feb 18, 2010

PRODUCT NUMBER
SEE TABLE

RECOMMENDED PCB MOUNTING PAD PATTERN

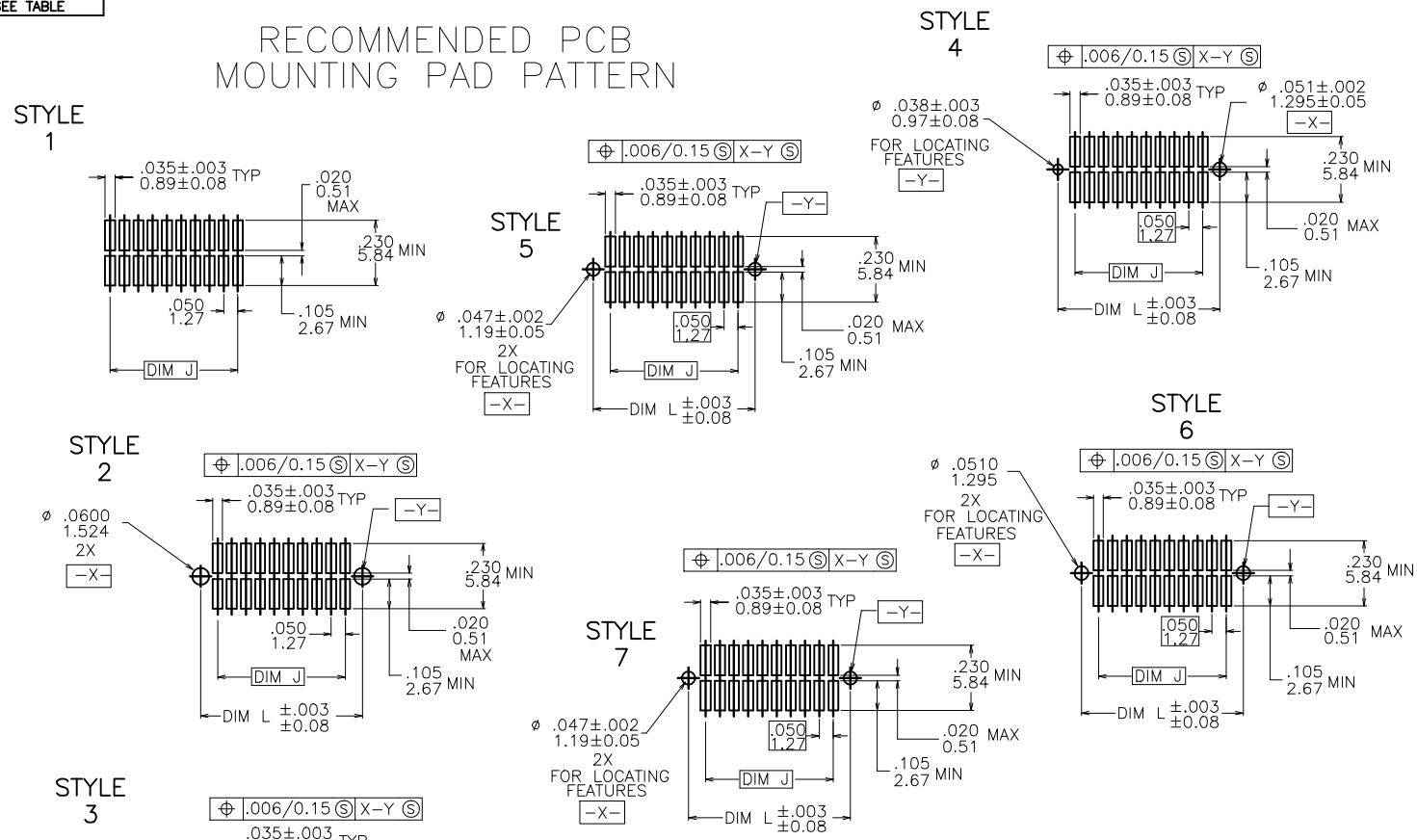

mat'l code: SEE NOTES				surface: ISO 1302	tolerance: ISO 406, ISO 1101	projection	product family: RIB CAGE		
ltr	ecn no	dr	date	tolerances unless otherwise specified			title: RIB CAGE III SMT VERT. HEADER ASS'Y		
AC				angles: 0° ±2°	linear: .XX ±.01/.X±0.3; .XXX±.005/.XX±0.13; .XXXX±.0020/.XXX±0.051	INCH/MM			
						scale 1:1			
				dr	M. CORNMAN	6/07/95	dwg no 95781	sheet 4 of 6	size A3
				engr	D. WHITING	6/07/95			
				chr	D. WHITING	6/07/95			
				appd	D. WHITING	6/07/95	type: Product Customer Drawing		
sheet index	revision sheet								

Copyright FCI
FCIconnect.com
form: A3

PRODUCT NUMBER NOTE 1,4A & 4B	DIM P HEIGHT ABOVE BOARD (REF.)	HOLDDOWN STYLE	
72428-1XX	.244/6.20	1	
73546-1XX	.364/9.25	1	
73547-1XX	.364/9.25	2	
73548-1XX	.364/9.25	4	
84700-1XX	.226/5.74	7	
84701-1XX	.298/7.57	7	
84734-1XX	.364/9.25	7	
87401-1XX	.226/5.74	6	
87409-1XX	.226/5.74	2	
87849-1XX	.226/5.74	1	
88566-1XX	.260/6.60	2	
90098-1XX	.298/7.57	2	
90863-1XX	.226/5.74	1	SEE NOTE 10
91036-1XX	.364/9.25	5	
91423-1XX	.226/5.74	2	*
91855-1XX	.226/5.74	5	
92099-1XX	.226/5.74	4	
92412-1XX	.298/7.57	4	
93206-1XX	.226/5.74	3	
93221-1XX	.298/7.57	1	
93289-1XX	.298/7.57	5	

TABLE A

* CUSTOMER SPECIAL

NOTES:

1. XXXXX-XXXLF
   - LEAD FREE OPTION (NOTE 11& 13)
   - NUMBER OF POSITIONS (NOTE 2)
2. NUMBER OF POSITIONS = 05 THRU 50 IN 5 POS INCREMENTS. (EXAMPLE : 105=10 POS., 110=20 POS. ETC.)
3. REQUIRED ON -X40,-X45 & -X50 POSITION PARTS ONLY.
4. PACKAGING :
   A. ANTISTATIC TUBES. SEE TABLE A
   B. ADD "CT" TO END OF DASH NUMBER FOR CONNECTOR WITH VACUUM CAP IN ANTISTATIC TUBES. EX. : XXXXX-1XXCT
   C. PRESSURE SEALED TAPE AND REEL. SEE TABLE C FOR AVAILABLE PART NUMBERS.
5. HOUSING MATERIAL : GLASS FILLED THERMOPLASTIC FLAME RETARDANT PER UL 94V-0. COLOR : NATURAL
6. TERMINAL PLATING : 30u"/.76u HARD Au OVER 50u"/1.27u NI ON CONTACT ZONES. 100u"/2.54u TIN LEAD OVER 50u"/1.27u Ni IN SOLDERING ZONES.
   LEAD FREE OPTION: 30u"/.76u HARD Au OVER 50u"/1.27u NI ON CONTACT ZONES. 100u"/2.54u PURE TIN OVER 50u"/1.27u Ni IN SOLDERING ZONES.
7. MOLDING FLOW RESTRICTOR QUANTITY AND LOCATION IS MANUFACTURING OPTION.
8. VACUUM CAP SLOT REQUIRED ON ALL SIZES, SLOT MAY BE LOCATED ON OPPOSITE SIDE FOR 2 X 5.
9. STYLE 6 IS NOT AVAILABLE IN TAPE AND REEL.
10. 90863-1XX IS PACKAGED ONLY IN TAPE AND REEL.
11. ADD LF SUFFIX AT THE END OF PART NUMBER FOR LEAD FREE OPTION.
12. THE HOUSING WILL WITHSTAND EXPOSURE TO 260°C PEAK TEMPERATURE FOR 20 SECONDS IN A CONVECTION, INFRA-RED OR VAPOR PHASE REFLOW OVEN. SEE APPLICATION NOTE/PROCEDURES IF THEY ARE AVAILABLE.
13. THIS PRODUCT MEETS EUROPEAN UNION DIRECTIVES AND OTHER COUNTRY REGULATION AS DESCRIBED IN GS-22-008.

mat'l. code SEE NOTES	surface ISO 1302	tolerance ISO 406 ISO 1101	projection	product family RIB CAGE	
ltr / ecn no / dr / date	tolerances unless otherwise specified			title RIB CAGE III SMT VERT. HEADER ASS'Y	
AC	angles 0°±2°	linear .XX ±.01/.X±0.3 .XXX±.005/.XX±0.13 .XXXX±.0020/.XXX±0.051	INCH/MM scale 1:1		
	dr	M. CORNMAN	6/07/95	dwg no 95781	sheet 5 of 6 size A3
	engr	D. WHITING	6/07/95		
	chr	D. WHITING	6/07/95		
	appd	D. WHITING	6/07/95	type Product Customer Drawing	
sheet index	revision sheet				

form: A3

FCIconnect.com
Copyright FCI

PRODUCT NUMBER NOTE 11,4C	QTY. REEL	TAPE WIDTH PITCH MM	CONNECTOR ORIENTATION IN TAPE POCKET
72428-120TR	500	44/12	VIEW 1
73547-110TR		24/12	
84700-105TR		24/12	
84700-135TR		56/12	
87409-115TR		44/12	
87409-120TR		44/12	
87409-125TR		56/12	
87409-130TR		56/12	
87409-140TR		72/12	
87849-110TR		24/12	
87849-115TR		44/12	
87849-120TR		44/12	
87849-125TR		56/12	
87849-130TR	500	56/12	
88566-110TR	750	24/12	
88566-115TR	500	44/12	
88566-130TR	500	56/12	
90863-110		24/12	
90863-115		44/12	VIEW 1
90863-115REV		44/12	VIEW 2 *
90863-120		44/12	VIEW 1
90863-125		56/12	
90863-130		56/12	
91036-110P		24/16	
93206-115TR		44/12	
93221-105TR		24/12	
93221-110TR		32/12	
93221-125TR	500	56/12	VIEW 1

TABLE C

* CUSTOMER SPECIAL
NO VACUUM CAP

REFERENCE ONLY :

TAPE WIDTH 32mm AND ABOVE HAS BOTH FEED TRACKS,
BELOW 32mm HAS TOP FEED TRACK ONLY.

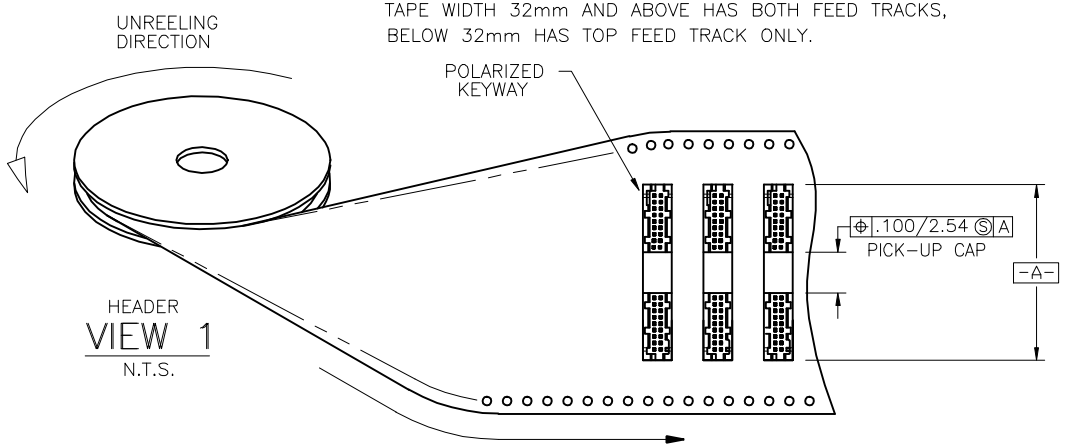

HEADER
VIEW 1
N.T.S.

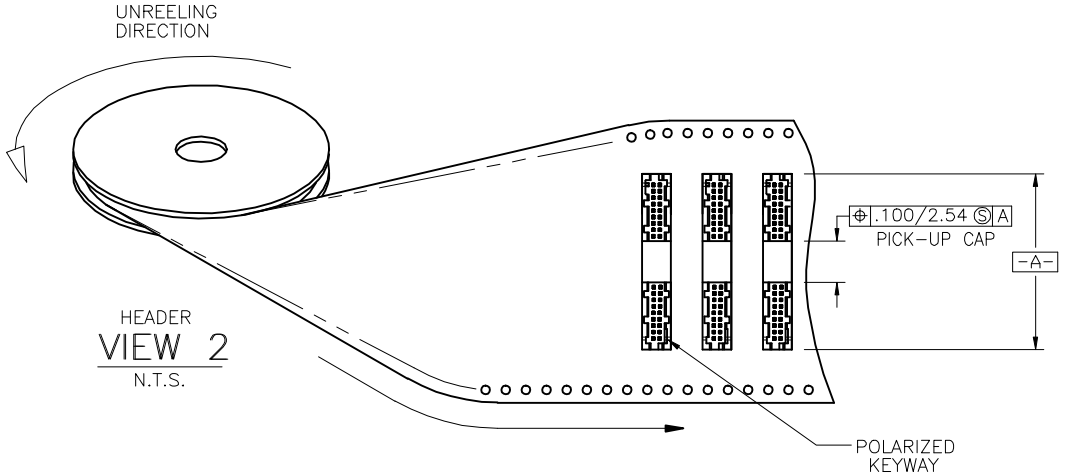

HEADER
VIEW 2
N.T.S.

mat'l. code: SEE NOTES				surface: ISO 1302	tolerance: ISO 406, ISO 1101	projection	product family: RIB CAGE		
ltr	ecn no	dr	date	tolerances unless otherwise specified			title: RIB CAGE III SMT VERT. HEADER ASS'Y		
AC				angles: 0°±2°	linear: .XX ±.01/.X±0.3; .XXX±.005/.XX±0.13; .XXXX±.0020/.XXX±0.051	INCH/MM			
						scale 1:1			
				dr	M. CORNMAN	6/07/95	dwg no: 95781	sheet 6 of 6	size: A3
				engr	D. WHITING	6/07/95			
				chr	D. WHITING	6/07/95			
				appd	D. WHITING	6/07/95	type: Product Customer Drawing		
sheet index	revision sheet								

FCI
FCIconnect.com
Copyright FCI

form A3