899-011
Dual Row Nano
Rectangular EMI Cover

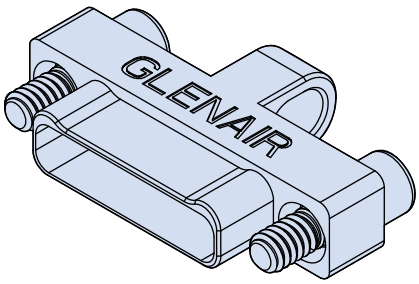

Glenair EMI Covers offer the same EMI protection as a mated connector from electro magnetic interference as a result of electromagnetic induction emitted from intended external sources such as radio transmissions or electromagnetic radiation and from unintentional sources such as electric power transmission lines. These covers feature a solid one piece construction machined from your choice of aluminum, stainless steel or titanium. Standard aluminum finishes include cadmium or electroless nickel plating. Available with or without lanyard attachment. Covers are in accordance with MIL-DTL-32139/3 and MIL-DTL-32139/4.

How to Order Nano Dual Row EMI Cover

Sample Part Number	899-011	-25	P	S	J	F	3	-126

Series	**899-011** EMI Dual Row, Nanominiature Cover
Insert Arrangement	**9, 15, 21, 25, 31, 37, 51, 65, 69, 85**; See Table II for dimensions
Body Style	**P** = Plug **S** = Receptacle
Cover Material and Finish	**A1** - Aluminum Shell, Cadmium Plating **S** - Stainless Steel, Passivated **A2** - Aluminum Shell, Electroless Nickel Plating **T** - Titanium, Unplated
Hardware	**J** - Jacksrew **T** - Female Threaded Female threads are available on plug covers only if cover material is titanium or stainless steel.
Attachment Type	**N** - No Lanyard **F** - Stainless Steel Wire Rope, Nylon jacket, Black, Ø .034 **G** - Flexible Nylon Rope, Ø .090 **H** - Stainless Steel Wire Rope, Teflon Jacket, Black, Ø .034
Attachment Length	Attachment Length in Inches (Omit for No Lanyard)
Attachment Diameter	See Table I; (Omit for No Lanyard)

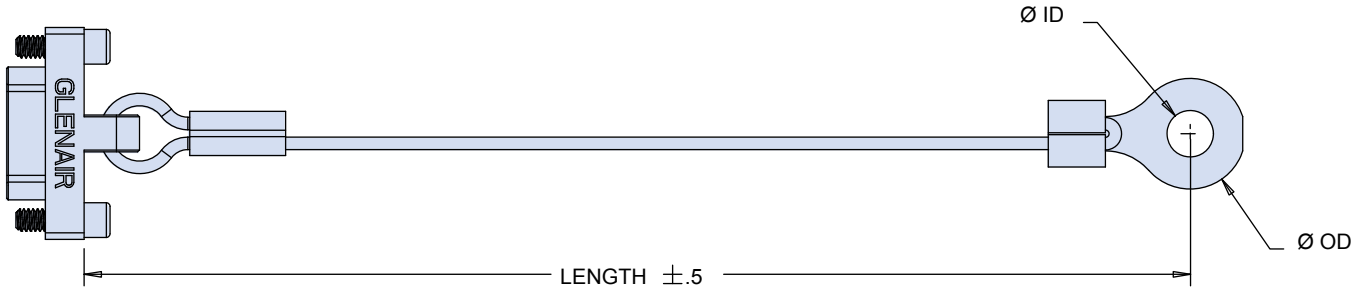

Table I: Attachment Diameter

Dash No.	-098	-126	-140	-156	-167	-188	-197	-218
ID	Ø .098 (2.49)	Ø .126 (3.20)	Ø.140 (3.56)	Ø.156 (3.96)	Ø .167 (4.24)	Ø.188 (4.78)	Ø.197 (5.00)	Ø.223/.218 (5.66/5.54)
OD	Ø .300 (7.62)	Ø .300 (7.62)	Ø .300 (7.62)	Ø .300 (7.62)	Ø .300 (7.62)	Ø .300 (7.62)	Ø .300 (7.62)	Ø .300 (7.62)

Dimensions in inches (millimeters) and are subject to change without notice.

© 2013 Glenair, Inc.

899-011
Dual Row Nano
Rectangular EMI Cover

Table II: Dual Row Nano Dimensions

899-011 Plug Cover

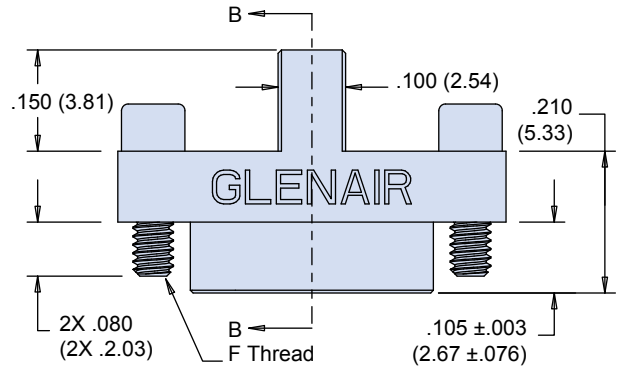

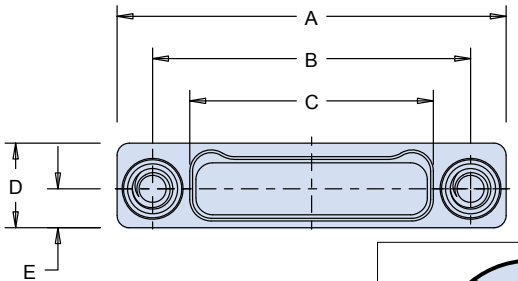

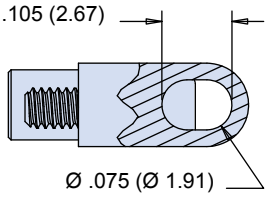

SECTION B-B

899-011 Receptacle Cover

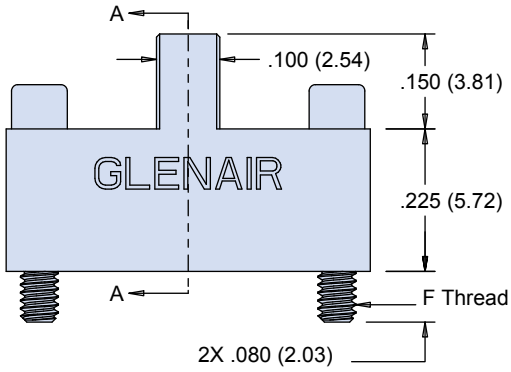

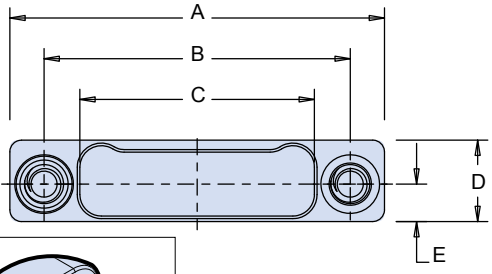

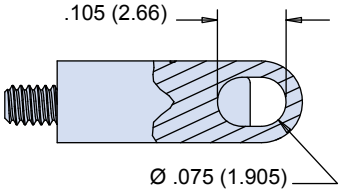

SECTION AQ-B

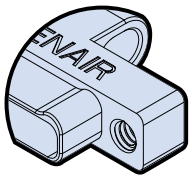

Plug With "T" Female Thread Option

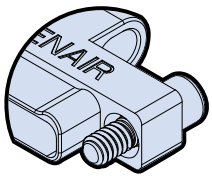

Receptacle With "J" Jackscrew Option

Layout	A		B BSC.		C BSC.		D		E		F Thread
	In.	mm.	In.	mm.	In.	mm.	In. ±.005	mm ±0.13	In.	mm	
9P	.375	9.52	.270	6.86	.160	4.06	.125	3.18	.0575	1.46	#0-80 UNF
9S	.375	9.52	.270	6.86	.163	4.14	.125	3.18	.0575	1.46	#0-80 UNF
15P	.450	11.43	.345	8.76	.235	5.97	.125	3.18	.0575	1.46	#0-80 UNF
15S	.450	11.43	.345	8.76	.238	6.04	.125	3.18	.0575	1.46	#0-80 UNF
21P	.525	13.33	.420	10.67	.310	7.87	.125	3.18	.0575	1.46	#0-80 UNF
21S	.525	13.33	.420	10.67	.313	7.95	.125	3.18	.0575	1.46	#0-80 UNF
25P	.575	14.60	.470	11.94	.360	9.14	.125	3.18	.0575	1.46	#0-80 UNF
25S	.575	14.60	.470	11.94	.363	9.22	.125	3.18	.0575	1.46	#0-80 UNF
31P	.650	16.51	.545	13.84	.435	11.05	.125	3.18	.0575	1.46	#0-80 UNF
31S	.650	16.51	.545	13.84	.438	11.12	.125	3.18	.0575	1.46	#0-80 UNF
37P	.725	18.41	.620	15.75	.510	12.95	.125	3.18	.0575	1.46	#0-80 UNF
37S	.725	18.41	.620	15.75	.513	13.03	.125	3.18	.0575	1.46	#0-80 UNF
51P	.900	22.86	.795	20.19	.685	17.40	.125	3.18	.0575	1.46	#0-80 UNF
51S	.900	22.86	.795	20.19	.688	17.47	.125	3.18	.0575	1.46	#0-80 UNF
65P	1.075	27.30	.970	24.64	.860	21.84	.125	3.18	.0575	1.46	#0-80 UNF
65S	1.075	27.30	.970	24.64	.863	21.92	.125	3.18	.0575	1.46	#0-80 UNF
69P	1.125	28.57	1.020	25.91	.910	23.11	.125	3.18	.0575	1.46	#0-80 UNF
69S	1.125	28.57	1.020	25.91	.913	23.19	.125	3.18	.0575	1.46	#0-80 UNF
85P	1.377	34.97	1.246	31.65	1.110	28.19	.150	3.81	.0700	1.78	#2-56 UNC
85S	1.377	34.97	1.246	31.65	1.113	28.27	.150	3.81	.0700	1.78	#2-56 UNC

Dimensions in inches (millimeters) and are subject to change without notice.

© 2013 Glenair, Inc.