molex
one company > a world of innovation

This document was generated on 05/26/2010

PLEASE CHECK WWW.MOLEX.COM FOR LATEST PART INFORMATION

Part Number: 0879833044
Status: Active
Overview: milligrid
Description: 2.00mm (.079") Pitch Milli-Grid™ Header, Surface Mount, Vertical, Shrouded, Lead-free, 44 Circuits, 0.38µm (15µ") Gold (Au) Plating, Center Polarization Slot, Cap, without PCB Locator, Metal Latch, Embossed Tape on Reel

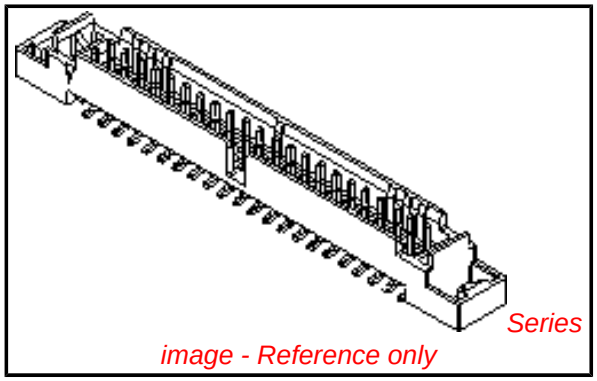

image - Reference only

Documents:
3D Model
Drawing (PDF)
RoHS Certificate of Compliance (PDF)

Agency Certification

CSA	LR19980
UL	E29179

General

Product Family	PCB Headers
Series	87983
Application	Wire-to-Board
Comments	Contact Molex for application in automotive industry
Overview	milligrid
Product Name	Milli-Grid™

Physical

Breakaway	No
Circuits (Loaded)	44
Circuits (maximum)	44
Color - Resin	Black
Durability (mating cycles max)	30
First Mate / Last Break	No
Flammability	94V-0
Glow-Wire Compliant	No
Guide to Mating Part	No
Keying to Mating Part	None
Lock to Mating Part	Yes
Material - Plating Mating	Gold
Material - Plating Termination	Tin
Material - Resin	High Temperature Thermoplastic
Number of Rows	2
Orientation	Vertical
PCB Locator	No
PCB Retention	None
Packaging Type	Embossed Tape on Reel
Pitch - Mating Interface (in)	0.079 In
Pitch - Mating Interface (mm)	2.00 mm
Plating min: Mating (µin)	15.2
Plating min: Mating (µm)	0.38
Plating min: Termination (µin)	76.4
Plating min: Termination (µm)	1.91
Polarized to Mating Part	Center Slot
Polarized to PCB	Yes
Robotic Placement	Pick and Place Cap
Shrouded	Fully
Stackable	No
Temperature Range - Operating	-40°C to +85°C
Termination Interface: Style	Surface Mount

EU RoHS
ELV and RoHS Compliant
REACH SVHC
Contains SVHC: No
Halogen-Free Status
Not Halogen-Free

China RoHS

Need more information on product environmental compliance?

Email productcompliance@molex.com
For a multiple part number RoHS Certificate of Compliance, click here

Please visit the Contact Us section for any non-product compliance questions.

Search Parts in this Series
87983Series

Mates With
87985 Milli-Grid™ Receptacle

Electrical

Current - Maximum per Contact	2A
Voltage - Maximum	125V

Solder Process Data

Duration at Max. Process Temperature (seconds)	10
Lead-free Process Capability	Reflow Capable (SMT only)
Max. Cycles at Max. Process Temperature	1
Process Temperature max. C	260

Material Info

Reference - Drawing Numbers

Sales Drawing	SD-87983-007

This document was generated on 05/26/2010

PLEASE CHECK WWW.MOLEX.COM FOR LATEST PART INFORMATION

ASSY P/N PACKED IN TAPE & REEL	ASSY P/N PACKED IN TUBE	CKT SIZE	DIMENSION					
			A	B	C	D	E	F
87983-3044	87983-3144	44	59.00	42.00	50.65	45.00	44.85	42.50

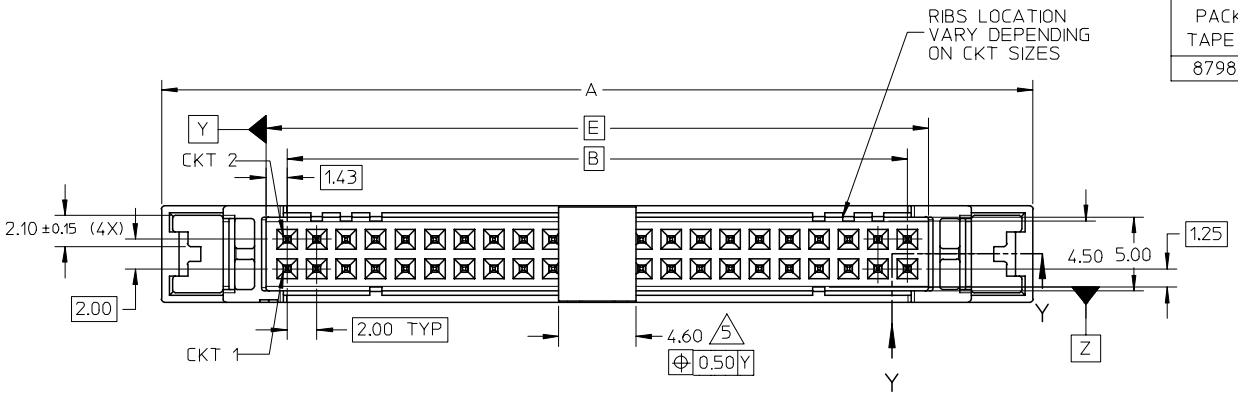

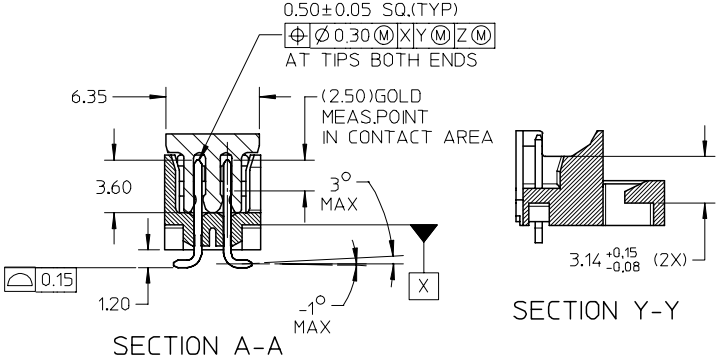

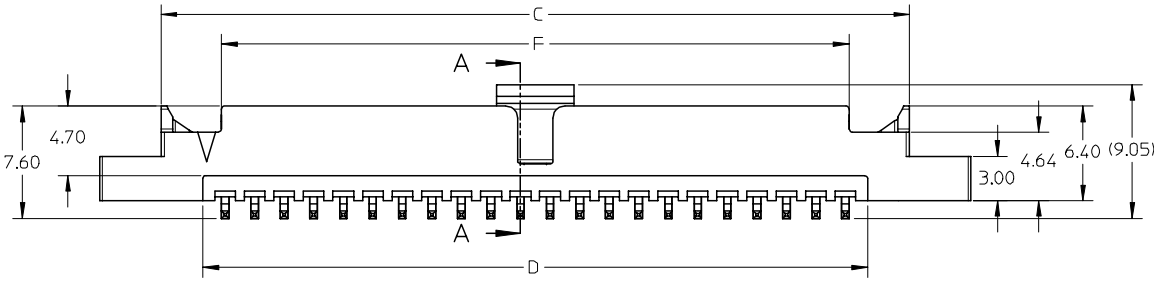

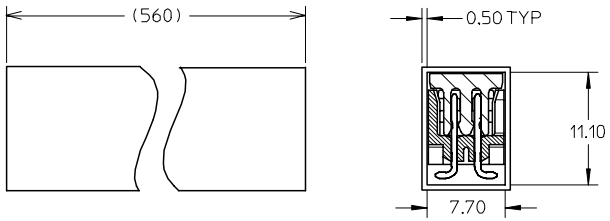

CONNECTOR ORIENTATION IN TUBE
(NOT TO SCALE)

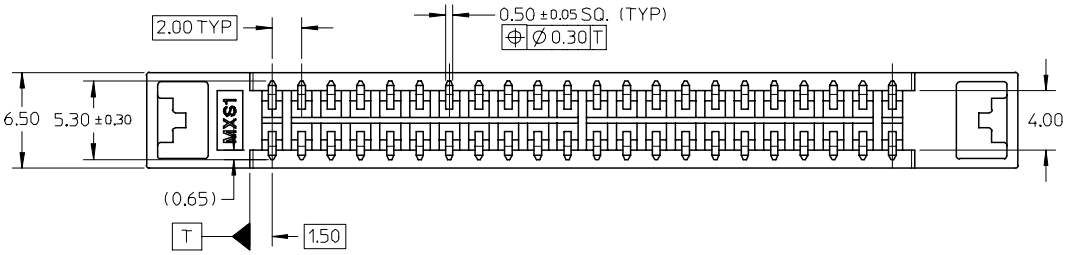

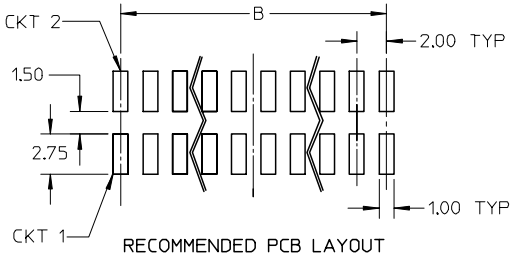

RECOMMENDED PCB LAYOUT

NOTES:
1. MATERIAL :
   HOUSING : PA, GLASS FILLED, UL94V-0, COLOR BLACK.
   PIN : PHOSPHOR BRONZE.
2. PLATING: 0.38μM GOLD IN CONTACT AREA AND 1.88μM MIN. TIN IN SOLDER TAIL AREA OVER 1.27μM MIN. NICKEL OVERALL.
3. FOR ILLUSTRATION PURPOSES, 44 CIRCUIT SIZE WAFER IS SHOWN.
4. THIS IS A LEAD-FREE PRODUCT.
5. POSITION OF CAP TO BE LOCATED AT CENTER OF DIMENSION "A" REGARDLESS OF CIRCUIT SIZE.
6. PRODUCT SPECIFICATION : PS-87981-018
7. PRODUCTS ARE MATED WITH 87985 SERIES.

ADD PART NUMBER
EC NO: S2007-0266 2006/10/05
DRWN:SKANG 2006/10/09
CHKD:MLONG 2006/10/09
APPR:SKTOH 2006/10/09
DESCRIPTION
REV
A2

QUALITY SYMBOLS
▼=0
▽=0

GENERAL TOLERANCES (UNLESS SPECIFIED)

	mm	INCH
4 PLACES	± ---	± ---
3 PLACES	± ---	± ---
2 PLACES	± 0.2	± ---
1 PLACE	± ---	± ---
ANGULAR ± 3 °		

DRAFT WHERE APPLICABLE MUST REMAIN WITHIN DIMENSIONS

DIMENSION STYLE: MM ONLY
SCALE: NTS
DESIGN UNITS: METRIC
THIRD ANGLE PROJECTION

		DATE
DRAWN BY	YLQIAO	2005/06/30
CHECKED BY	BOKOK	2005/07/13
APPROVED BY	PTLIM	2005/07/13

TITLE: MGRID, SHROUDED HEADER W/EMBOSSED M/LATCH SLOT SMT

MOLEX INCORPORATED

MATERIAL NO.: SEE TABLE
DOCUMENT NO.: SD-87983-007
SHEET NO.: 1 OF 2

SIZE A3

THIS DRAWING CONTAINS INFORMATION THAT IS PROPRIETARY TO MOLEX INCORPORATED AND SHOULD NOT BE USED WITHOUT WRITTEN PERMISSION



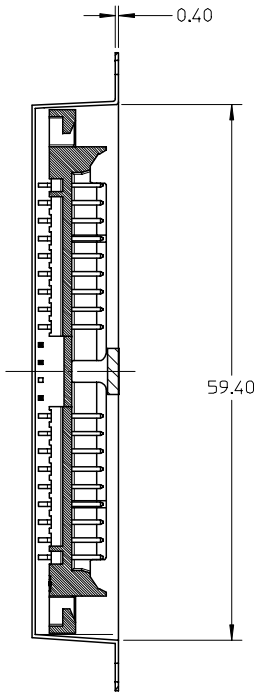

SECTION Z-Z

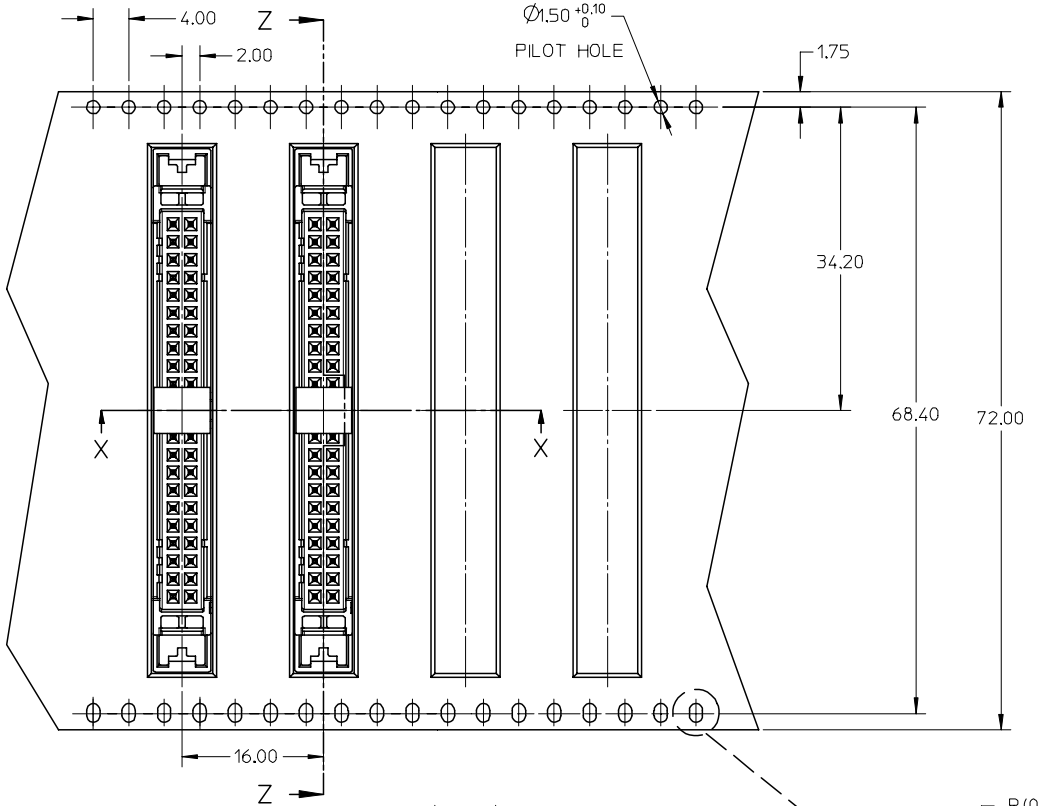

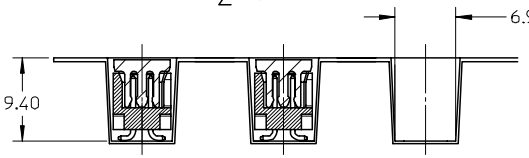

SECTION X-X

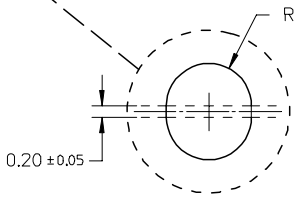

NOTES:

1. LEADER AND TRAILER TAPE

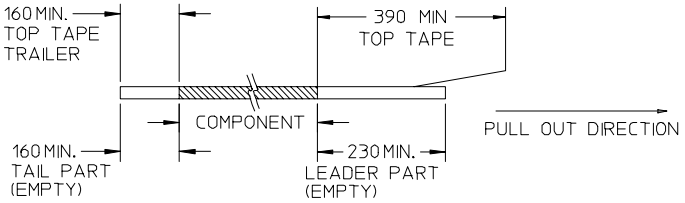

2. PEELING OFF FORCE OF THE TOP TAPE: 20-80gf.
   (PEELING DIRECTION AS SHOWN IN FOLLOWING FIGURE)

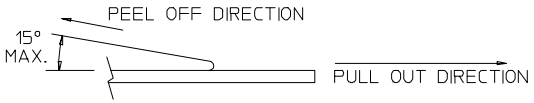

3. PACKAGING STANDARD IS AS PER EIA-481.
4. TAPE & REEL QUANTITY = 400 PCS/REEL
5. THE TAPE IS TREATED FOR ANTI-STATIC.

ADD PART NUMBER
EC NO: S2007-0266 2006/10/05
DRWN:SKANG 2006/10/09
CHKD:MLONG 2006/10/09
APPR:SKTOH
DESCRIPTION
REV

A2

QUALITY SYMBOLS
▼=0
▽=0

GENERAL TOLERANCES (UNLESS SPECIFIED)

	mm	INCH
4 PLACES	± ---	± ---
3 PLACES	± ---	± ---
2 PLACES	± 0.2	± ---
1 PLACE	± ---	± ---
ANGULAR ± 3 °		

DRAFT WHERE APPLICABLE MUST REMAIN WITHIN DIMENSIONS

DIMENSION STYLE: MM ONLY
SCALE: NTS
DESIGN UNITS: METRIC
THIRD ANGLE PROJECTION

DRAWN BY: YLQIAO DATE: 2005/06/30
CHECKED BY: BOKOK DATE: 2005/07/13
APPROVED BY: PTLIM DATE: 2005/07/13

TITLE: MGRID, SHROUDED HEADER W/EMBOSSED M/LATCH SLOT SMT

molex MOLEX INCORPORATED

MATERIAL NO.: SEE TABLE
DOCUMENT NO.: SD-87983-007
SHEET NO.: 2 OF 2

SIZE A3

THIS DRAWING CONTAINS INFORMATION THAT IS PROPRIETARY TO MOLEX INCORPORATED AND SHOULD NOT BE USED WITHOUT WRITTEN PERMISSION