This document was generated on 05/03/2010

PLEASE CHECK WWW.MOLEX.COM FOR LATEST PART INFORMATION

Part Number: 0873400813

Status: Active

Description: 2.00mm (.079") Pitch Milli-Grid™ Receptacle, Surface Mount (Very Low Profile), Top Entry, without Locating Peg, 0.76µm (30µ") Gold (Au) Plating, 8 Circuits, Lead-free, Tube

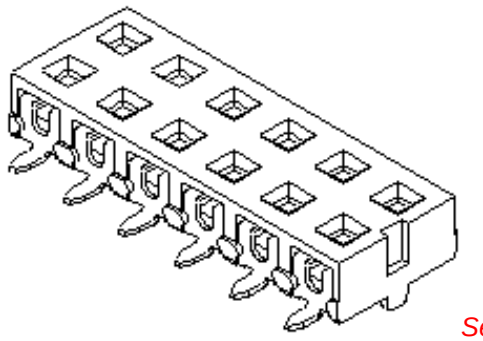

Series image - Reference only

Documents:

3D Model
Drawing (PDF)
Product Specification PS-87340 (PDF)
RoHS Certificate of Compliance (PDF)

Agency Certification

CSA	LR19980
UL	E29179

General

Product Family	PCB Receptacles
Series	87340
Application	Board-to-Board
Product Literature Order No	987650-1991
Product Name	Milli-Grid™

Physical

Circuits (Loaded)	8
Color - Resin	Black
Durability (mating cycles max)	25
Flammability	94V-0
Glow-Wire Compliant	No
Lock to Mating Part	Yes
Material - Metal	Phosphor Bronze
Material - Plating Mating	Gold
Material - Plating Termination	Tin
Material - Resin	High Temperature Thermoplastic
Number of Rows	2
Orientation	Vertical
PCB Locator	No
PCB Retention	None
PCB Thickness Recommended (mm)	0.80 mm
Packaging Type	Tube
Pitch - Mating Interface (in)	0.079 In
Pitch - Mating Interface (mm)	2.00 mm
Plating min: Mating (µin)	30
Plating min: Mating (µm)	0.76
Plating min: Termination (µin)	76
Plating min: Termination (µm)	1.9
Polarized to Mating Part	No
Polarized to PCB	No
Surface Mount Compatible (SMC)	N/A
Temperature Range - Operating	-55°C to +105°C
Termination Interface: Style	Surface Mount

Electrical

Current - Maximum per Contact	1A
Voltage - Maximum	125V

Material Info

Reference - Drawing Numbers

EU RoHS
ELV and RoHS Compliant
REACH SVHC
Contains SVHC: No
Halogen-Free Status
Not Reviewed

China RoHS

Need more information on product environmental compliance?

Email productcompliance@molex.com
For a multiple part number RoHS Certificate of Compliance, click here

Please visit the Contact Us section for any non-product compliance questions.

Search Parts in this Series
87340Series

Mates With
87759 Vertical, Surface Mount, Stackable PCB Headers, 87760 Right Angle, Through Hole, Stackable PCB Headers, 87758 Vertical, Through Hole, Stackable PCB Headers

Product Specification	PS-87340
Sales Drawing	SD-87340-**01

This document was generated on 05/03/2010

PLEASE CHECK WWW.MOLEX.COM FOR LATEST PART INFORMATION

PART NO. IN TUBE	CKT. SIZE	DIM. B	DIM. A
87340-04**	4	2.00	4.00
87340-06**	6	4.00	6.00
87340-08**	8	6.00	8.00
87340-10**	10	8.00	10.00
87340-12**	12	10.00	12.00
87340-14**	14	12.00	14.00
87340-16**	16	14.00	16.00
87340-18**	18	16.00	18.00
87340-20**	20	18.00	20.00

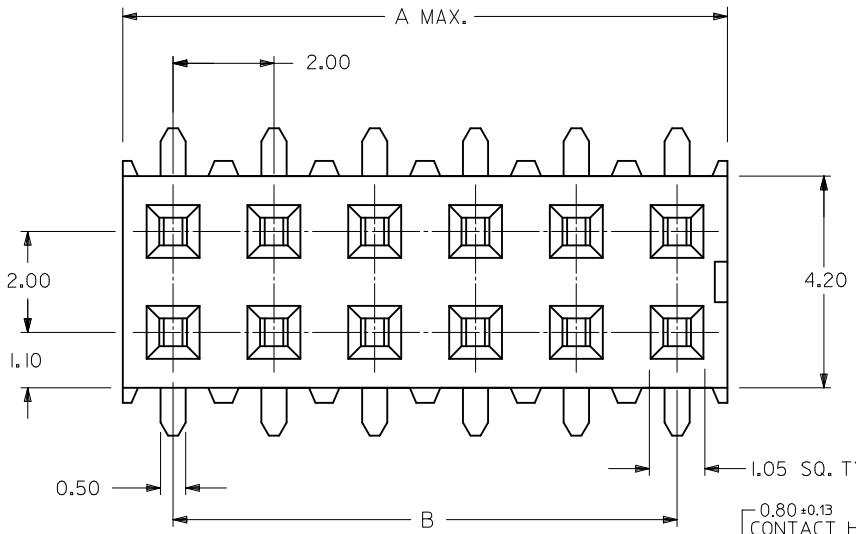

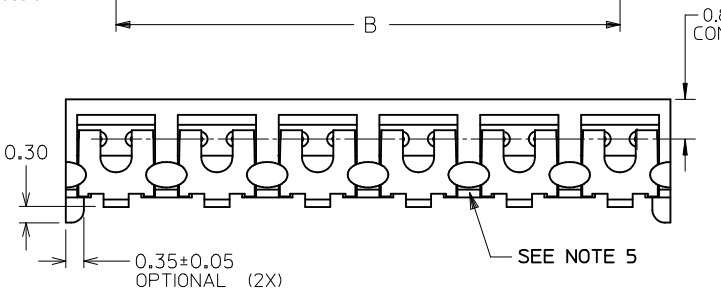

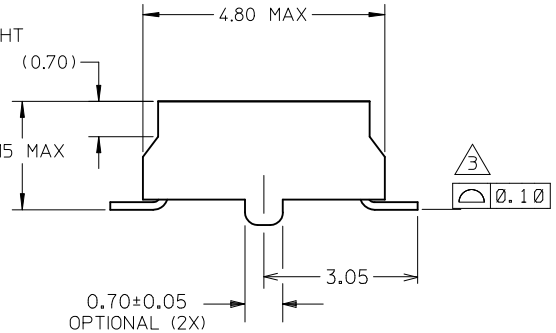

NOTES:
1. 12 CIRCUIT SIZE SHOWN FOR ILLUSTRATION ONLY.
   SEE CHART FOR AVAILABLE PART SIZES.
2. PLATING FINISH:
   3 & 8 - 0.76um/30uin MIN. GOLD IN CONTACT AREA
   1.90um/75uin MIN. TIN IN SOLDER TAIL AREA
   BOTH OVER 1.30um/50uin MIN. NICKEL OVERALL
   4 & 9 - 0.38um/15uin MIN. GOLD IN CONTACT AREA
   1.90um/75uin MIN. TIN IN SOLDER TAIL AREA
   BOTH OVER 1.30um/50uin MIN. NICKEL OVERALL
3. COPLANARITY OF SOLDER TAIL IS TO BE MEASURED BY RESTING THE PART ON A FLAT GAUGE SURFACE.
4. PRODUCT SPECIFICATION PS-87340 APPLIES.
5. THIS AREA OF PART TO BE HEAT STAKED TO RETAIN CONTACTS.
6. PART IS MATEABLE TO ALL MILLI-GRID HEADERS WITH MINIMUM PIN LENGTHS OF 1.90mm FOR TOP ENTRY.

PART NO. LEGEND

87340 - * * * *
- CIRCUIT SIZE
- PACKAGING & PLATING (2)
  - 3 - (TUBE WITH 0.76um MIN GOLD)
  - 4 - (TUBE WITH 0.38um MIN GOLD)
  - 8 - (T&R WITH 0.76um MIN GOLD)
  - 9 - (T&R WITH 0.38um MIN GOLD)
- 1 - WITHOUT LOCATING PEGS (HOUSING - BLACK)
- 2 - WITH LOCATING PEGS (HOUSING - BLACK)
- 5 - WITHOUT LOCATING PEGS (HOUSING - NATURAL)
- 6 - WITH LOCATING PEGS (HOUSING - NATURAL)

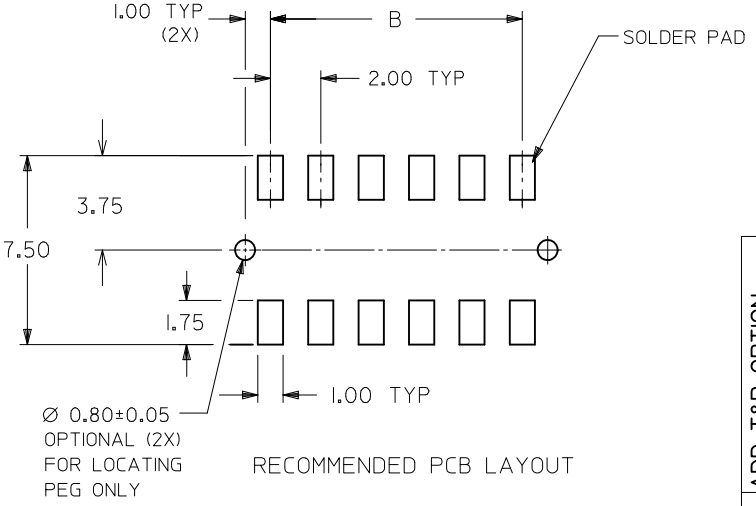

RECOMMENDED PCB LAYOUT

ADD T&R OPTION
EC NO: S2010-0879
DRWN:SKANG 2010/04/22
CH'KD:ATSEE 2010/04/26
APPR:MLONG 2010/04/27
DESCRIPTION
L4
REV

QUALITY SYMBOLS
FA=0
FC=0
FP=0

GENERAL TOLERANCES (UNLESS SPECIFIED)

	mm	INCH
4 PLACES	± ---	± ---
3 PLACES	± ---	± ---
2 PLACES	± 0.20	± ---
1 PLACE	± ---	± ---
ANGULAR ± 3 °		

DRAFT WHERE APPLICABLE MUST REMAIN WITHIN DIMENSIONS

DIMENSION STYLE: MM ONLY
SCALE: NTS
DESIGN UNITS: METRIC
THIRD ANGLE PROJECTION

DRAWN BY: JKACHLI DATE: 1991/07/02
CHECKED BY: JNG DATE: 1991/07/09
APPROVED BY: MLONG DATE: 2009/11/24
MATERIAL NO.: SEE TABLE

TITLE
MGRID
VLPR II, 2MM DUAL ROW
TOP ENTRY RECEPT., SMT

MOLEX INCORPORATED

DOCUMENT NO.: SD-87340-**01
SHEET NO.: 1 OF 3
SIZE: A3

THIS DRAWING CONTAINS INFORMATION THAT IS PROPRIETARY TO MOLEX INCORPORATED AND SHOULD NOT BE USED WITHOUT WRITTEN PERMISSION

TYPE A

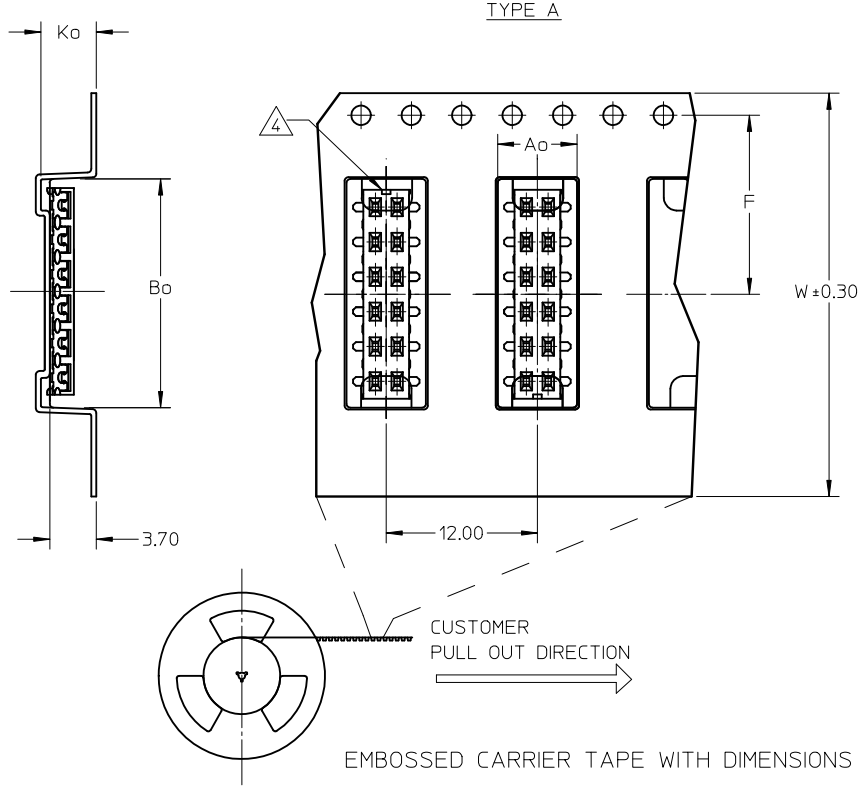

EMBOSSED CARRIER TAPE WITH DIMENSIONS

TYPE B

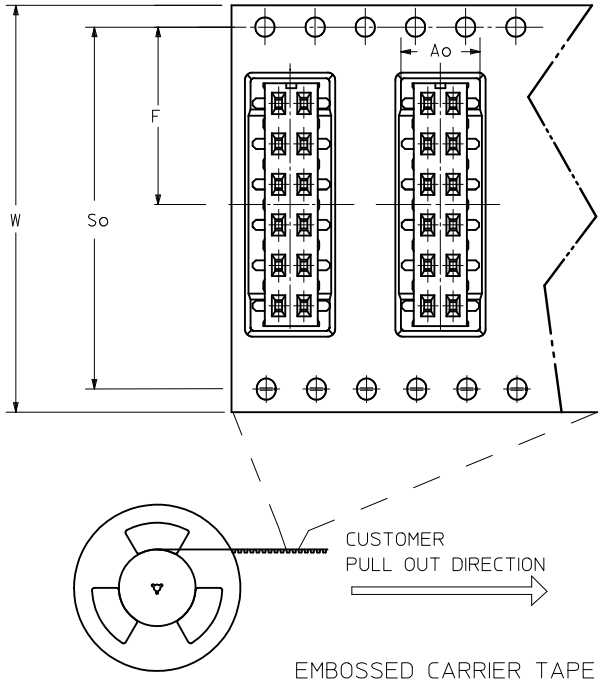

EMBOSSED CARRIER TAPE WITH DIMENSIONS

NOTES:

1. LEADER AND TRAILER TAPE

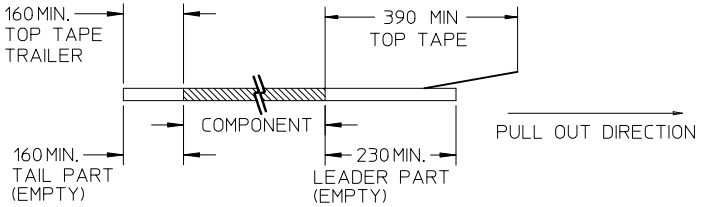

2. PEELING OFF FORCE OF THE TOP TAPE: 20-80gf.
   (PEELING DIRECTION AS SHOWN IN FOLLOWING FIGURE)

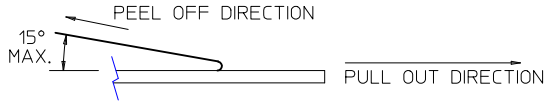

3. PACKAGING STANDARD IS AS PER EIA-481.
4. NO FIX ORIENTATION OF ASSEMBLY PART IN T&R.
5. TAPE & REEL QUANTITY : TBA

ADD T&R OPTION
EC NO: S2010-0879 2010/04/22
DRWN:SKANG 2010/04/26
CH'KD:ATSEE 2010/04/27
APPR:MLONG
DESCRIPTION
L4
REV

QUALITY SYMBOLS
FA=0
FC=0
FP=0

GENERAL TOLERANCES (UNLESS SPECIFIED)

	mm	INCH
4 PLACES	± ---	± ---
3 PLACES	± ---	± ---
2 PLACES	± 0.20	± ---
1 PLACE	± ---	± ---
ANGULAR ± 3 °		

DRAFT WHERE APPLICABLE MUST REMAIN WITHIN DIMENSIONS

DIMENSION STYLE	MM ONLY
SCALE	NTS
DESIGN UNITS	METRIC
	THIRD ANGLE PROJECTION
DRAWN BY	JKACHLI
DATE	1991/07/02
CHECKED BY	JNG
DATE	1991/07/09
APPROVED BY	MLONG
DATE	2009/11/24
MATERIAL NO.	SEE TABLE
SIZE	A3

TITLE
MGRID
VLPR II, 2MM DUAL ROW
TOP ENTRY RECEPT., SMT

MOLEX INCORPORATED

DOCUMENT NO. SD-87340-**01
SHEET NO. 2 OF 3

THIS DRAWING CONTAINS INFORMATION THAT IS PROPRIETARY TO MOLEX INCORPORATED AND SHOULD NOT BE USED WITHOUT WRITTEN PERMISSION

PART NO. IN TUBE	PART NO. TAPE/REEL	CKT SIZE	Ao	Bo	F	W	Ko	So
87340-1014	87340-1019	10	6.70	10.40	11.50	24.00	5.30	-
87340-1613	87340-1618	16	6.60	16.30	11.50	24.00	4.40	-
87340-1424	87340-1429	14	6.60	14.40	11.50	24.00	4.40	-
87340-1813	87340-1818	18	6.60	18.40	14.20	32.00	4.40	28.40
87340-1814	87340-1819	18	6.60	18.40	14.20	32.00	4.40	28.40
87340-2024	87340-2029	20	6.60	20.30	20.20	44.00	5.40	40.40

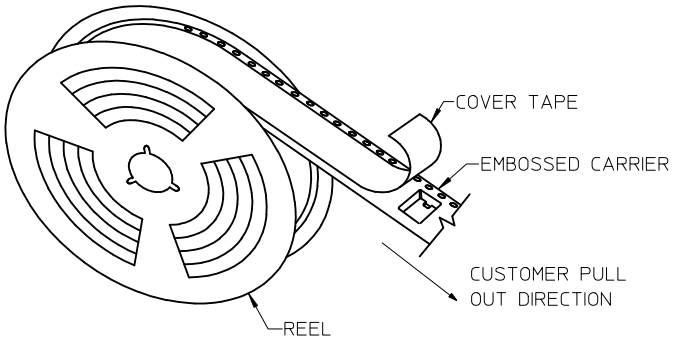

TAPE AND REEL ASSEMBLY SHOWN IS FOR ILLUSTRATION ONLY.

ADD T&R OPTION
EC NO: S2010-0879 2010/04/22
DRWN:SKANG 2010/04/26
CH'KD:ATSEE 2010/04/27
APPR:MLONG
DESCRIPTION
REV
L4

QUALITY SYMBOLS
$\sqrt{F_A}$=0
$\sqrt{F_C}$=0
$\sqrt{F_P}$=0

GENERAL TOLERANCES (UNLESS SPECIFIED)

	mm	INCH
4 PLACES	± ---	± ---
3 PLACES	± ---	± ---
2 PLACES	± 0.20	± ---
1 PLACE	± ---	± ---
ANGULAR ± 3 °		

DRAFT WHERE APPLICABLE MUST REMAIN WITHIN DIMENSIONS

DIMENSION STYLE: MM ONLY
SCALE: NTS
DESIGN UNITS: METRIC
THIRD ANGLE PROJECTION

DRAWN BY: JKACHLI DATE: 1991/07/02
CHECKED BY: JNG DATE: 1991/07/09
APPROVED BY: MLONG DATE: 2009/11/24
MATERIAL NO.: SEE TABLE

TITLE
MGRID
VLPR II, 2MM DUAL ROW
TOP ENTRY RECEPT., SMT
MOLEX INCORPORATED

DOCUMENT NO.: SD-87340-**01
SHEET NO.: 3 OF 3
SIZE: A3

THIS DRAWING CONTAINS INFORMATION THAT IS PROPRIETARY TO MOLEX INCORPORATED AND SHOULD NOT BE USED WITHOUT WRITTEN PERMISSION