SAWTEK a TriQuint company

Data Sheet

Part Number 855782
881.5 MHz SAW Filter

Features

- For AMPS, CDMA and TDMA applications
- Usable bandwidth 25 MHz
- Low loss
- No impedance matching required for operation at 50 Ω
- Single-ended operation
- Ceramic Surface Mount Package (SMP)
- Hermetic
- RoHS compliant (2002/95/EC), Pb-free



Package

Surface Mount 3.00 x 3.00 x 1.22 mm

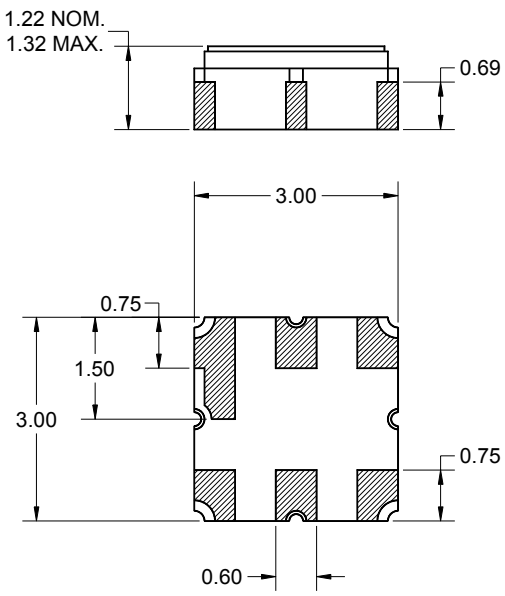

Dimensions shown are nominal in millimeters
All tolerances are ±0.15mm except overall length and width ±0.10mm

Body: Al_2O_3 ceramic
Lid: *Kovar*, *Ni* plated
Terminations: *Au* plating 0.5 - 1.0μm, over a 2 - 6μm *Ni* plating

Pin Configuration

Bottom View



Pin No.	Description
2,5	Input/Output
1,3,4,6	Case ground

Electrical Specifications [1]

Operating Temperature Range: [2] -40 to +85 °C

Parameter [3]	Minimum	Typical	Maximum	Unit
Center Frequency	-	881.5	-	MHz
Maximum Insertion Loss				
869 - 894 MHz	-	1.8	3	dB
Amplitude Variation				
869 - 894 MHz	-	0.6	1.8	dB p-p
Absolute Attenuation				
10 - 800 MHz	20	34	-	dB
824 - 849 MHz	35	38	-	dB
978 - 1006 MHz	25	35	-	dB
1088 - 1119 MHz	30	32	-	dB
1119 - 2600 MHz	20	30	-	dB
Input/Output Return Loss				
869 - 894 MHz	10	12	-	dB
Source Impedance: [4]	-	50	-	Ω
Load Impedance: [4]	-	50	-	Ω

Notes:

1. All specifications are based on the test circuit shown below
2. In production, devices will be tested at room temperature to a guardbanded specification to ensure electrical compliance over temperature
3. Electrical margin has been built into the design to account for the variations due to temperature drift and manufacturing tolerances
4. This is the optimum impedance in order to achieve the performance shown

Test Circuit:

50 Ω
Single-ended

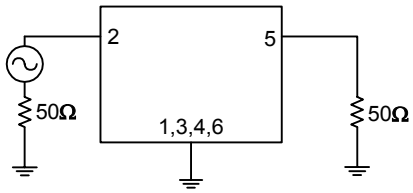

No impedance matching required

Typical Performance (at +25°C)

Frequency Response

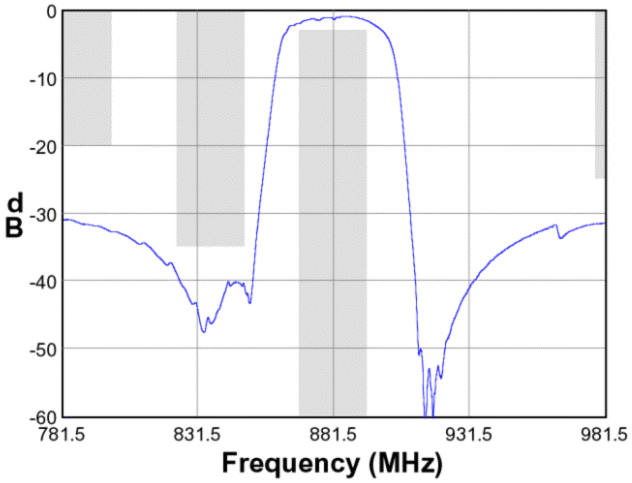

Passband Response

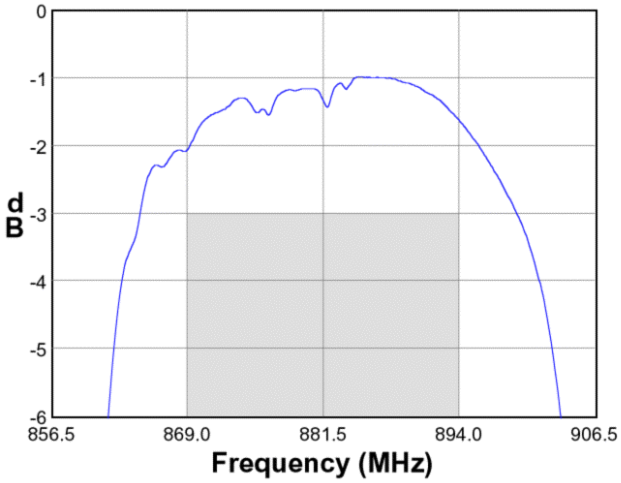

Wideband Response

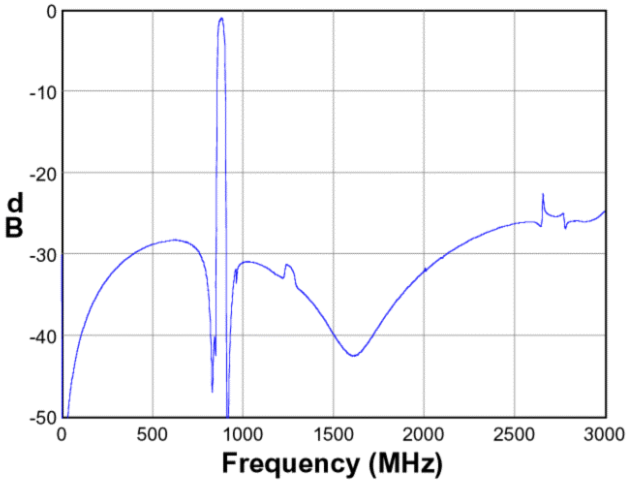

Input/Output Return Loss

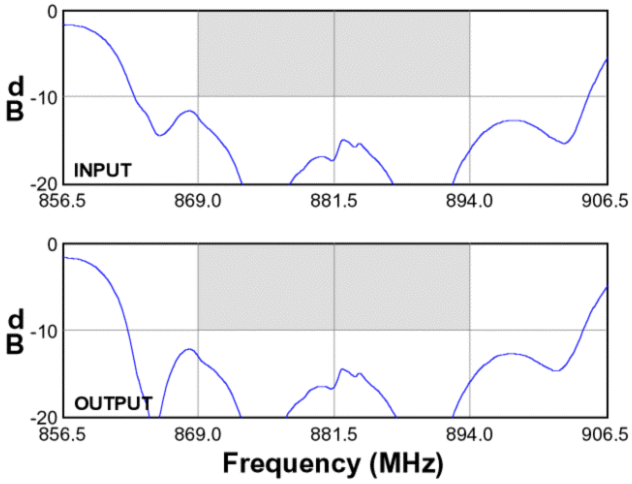

Input Smith Chart

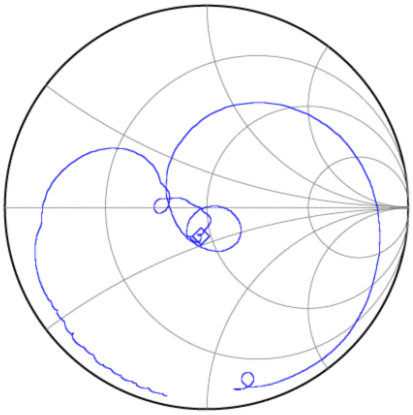

Output Smith Chart

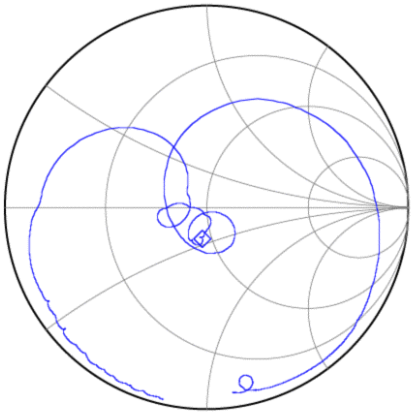

Part Number 855782
881.5 MHz SAW Filter

Matching Schematics

50 Ω
Single-ended

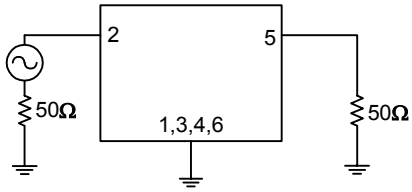

No impedance matching required

Marking

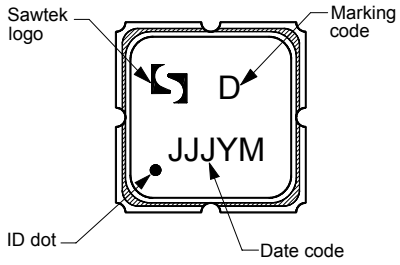

The date code consists of: JJJ = Julian day,
Y = last digit of year, M = manufacturing site code

PCB Footprint

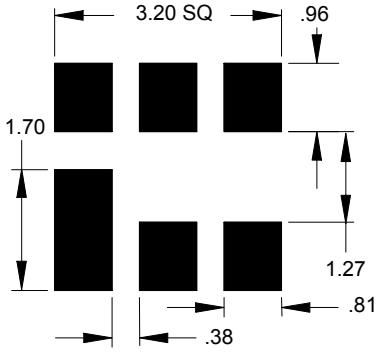

This footprint represents a recommendation only
Dimensions shown are nominal in millimeters

Tape and Reel

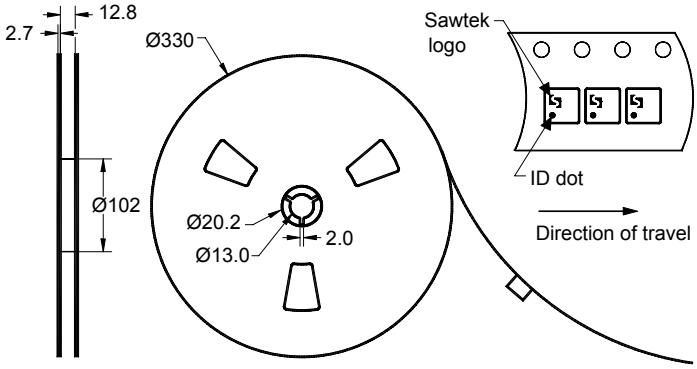

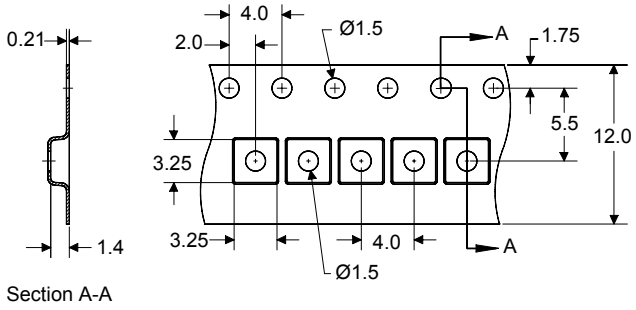

Dimensions shown are nominal in millimeters
Packaging quantity: 5000 units/reel

SAWTEK a TriQuint company

Data Sheet

Part Number 855782
881.5 MHz SAW Filter

Maximum Ratings

Parameter	Symbol	Minimum	Maximum	Unit
Operating Temperature Range	T	-40	+85	°C
Storage Temperature Range	T_{stg}	-40	+85	°C
RF Power	P_{in}	-	+23	dBm

Important Notes

Warnings

- Electrostatic Sensitive Device (ESD)
- Avoid ultrasonic exposure

RoHS Compliance

- This product complies with EU directive 2002/95/EC (RoHS)

Solderability

- Compatible with JEDEC J-STD-020C **Pb**-free process, **260°C** peak reflow temperature (see soldering profile)

Links to Additional Technical Information

PCB Layout Tips | Qualification Flowchart | Soldering Profile

S-Parameters | RoHS Information | Other Technical Information

Sawtek's liability is limited only to the Surface Acoustic Wave (SAW) component(s) described in this data sheet. Sawtek does not accept any liability for applications, processes, circuits or assemblies, which are implemented using any Sawtek component described in this data sheet.

Contact Information

SAWTEK a TriQuint company
PO Box 609501
Orlando, FL 32860-9501
USA

Phone: +1 (407) 886-8860
Fax: +1 (407) 886-7061
Email: custservice@sawtek.com
Web: www.sawtek.com

Or contact one of our worldwide Network of sales offices, representatives or distributors