Data sheet | Item number: 769-609/006-000

1-conductor male connector; CAGE CLAMP®; 4 mm²; Pin spacing 5 mm; 9-pole; Snap-in flange; 4,00 mm²; gray

www.wago.com/769-609/006-000



Picture differs from the item.

Color:

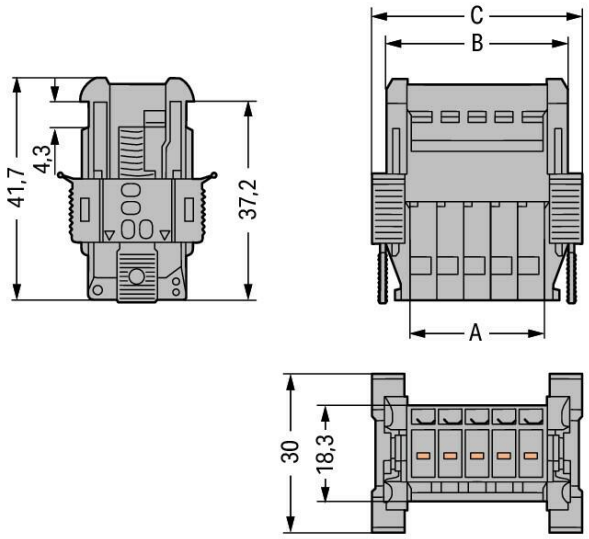

C = A + 14.3 mm
B = A + 9.3 mm
A = pole no. x pin spacing

Data

Electrical data

Ratings per IEC/EN

Nominal voltage (III/3)	500 V
Rated surge voltage (III/3)	6 kV
Rated current	32 A
Legend (ratings)	(III / 3) ≙ Overvoltage category III / Pollution degree 3

Connection data

Total number of connection points	9
Total number of potentials	9

Subject to changes. Please also observe the further product documentation!

WAGO GmbH & Co. KG
Hansastr. 27
32423 Minden
Phone: +49571 887-0 | Fax: +49571 887-169
Email: info.de@wago.com | Web: www.wago.com

Do you have any questions about our products?
We are always happy to take your call at +49 (571) 887-44222.

Connection 1

Connection technology	CAGE CLAMP®
Actuation type	Operating tool
Connectable conductor materials	Copper
Nominal cross-section	4 mm²
Solid conductor	0.08 … 4 mm² / 28 … 12 AWG
Fine-stranded conductor	0.08 … 4 mm² / 28 … 12 AWG
Strip length	8 … 9 mm / 0.31 … 0.35 inch
Pole No.	9
Wiring direction	Side-entry wiring

Physical data

Pin spacing	5 mm / 0.197 inch
Width	59.3 mm / 2.335 inch
Height	30 mm / 1.181 inch
Depth	41.7 mm / 1.642 inch

Mechanical data

Variable coding	Ja
Mounting type	Snap-in flange variant

Plug-in connection

Contact type (pluggable connector)	Male connector/plug
Connector (connection type)	for conductor

Material data

Note on material data	Information on material data can be found here
Color	gray
Insulation material	Polyamide (PA66)
Flammability class per UL94	V0
Fire load	0.665 MJ
Weight	31.2 g

Commercial data

Product Group	18 (X-COM-System)

Subject to changes. Please also observe the further product documentation!

WAGO GmbH & Co. KG
Hansastr. 27
32423 Minden
Phone: +49571 887-0 | Fax: +49571 887-169
Email: info.de@wago.com | Web: www.wago.com

Do you have any questions about our products?
We are always happy to take your call at +49 (571) 887-44222.

PU (SPU)	20 Stück
Packaging type	box
Country of origin	PL
GTIN	4045454917067
Customs tariff number	85366990990

Approvals / Certificates

Country specific Approvals

Logo	Approval	Additional Approval Text	Certificate name
	CCA DEKRA Certification B.V.	EN 61984	2190419.02
	CCA DEKRA Certification B.V.	IEC 61984	NL-47799 /A1
	CSA DEKRA Certification B.V.	C22.2 No. 158	1101144

UL-Approvals

Logo	Approval	Additional Approval Text	Certificate name
	UR Underwriters Laboratories Inc.	UL 1977	E45171
	UR Underwriters Laboratories Inc.	UL 1059	E45172

Optional accessories

Protective warning marker

Cover

Item no.: 280-415 Protective warning marker; for 5 terminal blocks; with high-voltage symbol, black; yellow	www.wago.com/280-415

Insulation stop

Insulation stop

Subject to changes. Please also observe the further product documentation!

WAGO GmbH & Co. KG
Hansastr. 27
32423 Minden
Phone: +49571 887-0 | Fax: +49571 887-169
Email: info.de@wago.com | Web: www.wago.com

Do you have any questions about our products?
We are always happy to take your call at +49 (571) 887-44222.

Item no.: 769-470
Insulation stop; 0.08 - 0.2 mm² "s" (0.14 mm² "f-st"); 5 pieces/strip; white
www.wago.com/769-470

Item no.: 769-471
Insulation stop; 0.25 - 0.5 mm²; 5 pieces/strip; light gray
www.wago.com/769-471

Item no.: 769-472
Insulation stop; 0.75 - 1 mm²; 5 pieces/strip; dark gray
www.wago.com/769-472

Coding

Coding

Item no.: 769-435
Coding pin; for coding of female plugs; for carrier terminal blocks / male connectors; orange
www.wago.com/769-435

Strain relief

Strain relief

Item no.: 769-413
Strain relief plate; gray
www.wago.com/769-413

Tool

Operating tool

Item no.: 210-490
Operating tool
www.wago.com/210-490

Item no.: 769-434
Push-button; loose
www.wago.com/769-434

Marking accessories

Marking strip

Item no.: 210-831
Marking strips; on reel; 2.3 mm wide; plain; Self-adhesive; white
www.wago.com/210-831

Item no.: 210-833
Marking strips; 25 m on roll; 6 mm wide; plain; Self-adhesive; white
www.wago.com/210-833

Item no.: 210-834
Marking strips; on reel; 5 mm wide; plain; Self-adhesive; white
www.wago.com/210-834

Item no.: 210-832
Marking strips; on reel; 3 mm wide; plain; Self-adhesive; white
www.wago.com/210-832

Marker

Item no.: 248-501
Mini-WSB marking card; as card; not stretchable; plain; snap-on type; white
www.wago.com/248-501

Ferrule

Subject to changes. Please also observe the further product documentation!

WAGO GmbH & Co. KG
Hansastr. 27
32423 Minden
Phone: +49571 887-0 | Fax: +49571 887-169
Email: info.de@wago.com | Web: www.wago.com

Do you have any questions about our products?
We are always happy to take your call at +49 (571) 887-44222.

Ferrule		
	Item no.: 216-101 Ferrule; Sleeve for 0.5 mm² / AWG 22; uninsulated; electro-tin plated; silver-colored	www.wago.com/216-101
	Item no.: 216-104 Ferrule; Sleeve for 1.5 mm² / AWG 16; uninsulated; electro-tin plated; silver-colored	www.wago.com/216-104
	Item no.: 216-102 Ferrule; Sleeve for 0.75 mm² / AWG 20; uninsulated; electro-tin plated; silver-colored	www.wago.com/216-102
	Item no.: 216-103 Ferrule; Sleeve for 1 mm² / AWG 18; uninsulated; electro-tin plated	www.wago.com/216-103
	Item no.: 216-203 Ferrule; Sleeve for 1 mm² / AWG 18; insulated; electro-tin plated; red	www.wago.com/216-203
	Item no.: 216-206 Ferrule; Sleeve for 2.5 mm² / AWG 14; insulated; electro-tin plated; blue	www.wago.com/216-206
	Item no.: 216-202 Ferrule; Sleeve for 0.75 mm² / 18 AWG; insulated; electro-tin plated; gray	www.wago.com/216-202
	Item no.: 216-204 Ferrule; Sleeve for 1.5 mm² / AWG 16; insulated; electro-tin plated; black	www.wago.com/216-204
	Item no.: 216-201 Ferrule; Sleeve for 0.5 mm² / 20 AWG; insulated; electro-tin plated; white	www.wago.com/216-201

Downloads

Documentation

Bid Text

769-609/006-000 X81 - Datei	2019. 2. 19.	xml 3.2 kB	Download
769-609/006-000 doc - Datei	2017. 10. 4.	doc 25.6 kB	Download

Additional Information

Technical Section Technical explanations	pdf 2.2 MB	Download

CAD/CAE-Data

CAD data

Subject to changes. Please also observe the further product documentation!

WAGO GmbH & Co. KG
Hansastr. 27
32423 Minden
Phone: +49571 887-0 | Fax: +49571 887-169
Email: info.de@wago.com | Web: www.wago.com

Do you have any questions about our products?
We are always happy to take your call at +49 (571) 887-44222.

2D/3D Models 769-609/006-000	URL	Download

CAE data

EPLAN Data Portal 769-609/006-000	URL	Download
WSCAD Universe 769-609/006-000	URL	Download
ZUKEN Portal 769-609/006-000	URL	Download
WSCAD Universe 769-609/006-000	URL	Download
EPLAN Data Portal 769-609/006-000	URL	Download

Environmental Product Compliance

Compliance Search

Environmental Product Compliance 769-609/006-000 1-conductor male connector; CAGE CLAMP®; 4 mm²; Pin spacing 5 mm; 9-pole; Snap-in flange; 4,00 mm²; gray	URL	Download

Installation Notes

Installation

Insert a male connector with snap-in flanges (769-605/006-000) into the cutout.

Secure the snap-in flange.

Male connector with snap-in flanges (769-605/006-000) in cutout

WAGO GmbH & Co. KG
Hansastr. 27
32423 Minden
Phone: +49571 887-0 | Fax: +49571 887-169
Email: info.de@wago.com | Web: www.wago.com

Do you have any questions about our products?
We are always happy to take your call at +49 (571) 887-44222.

For removal, insert operating tool (2.5 mm blade) into release slot.

Press center part on both the top and bottom of the connector. Then remove snap-in flange.

Sheet metal cutout (for female connectors without locking levers)

Male connectors with CAGE CLAMP® connection (769-6xx/006-000) and snap-in flanges

Conductor termination



Operating tool

Inserting a conductor via operating tool (example shows a male connector).

Marking

WAGO GmbH & Co. KG
Hansastr. 27
32423 Minden
Phone: +49571 887-0 | Fax: +49571 887-169
Email: info.de@wago.com | Web: www.wago.com

Do you have any questions about our products?
We are always happy to take your call at +49 (571) 887-44222.



Labeling a male connector with CAGE CLAMP® connection via Mini-WSB Quick Markers.

Product family

X-COM
Show all products from the family

Subject to changes. Please also observe the further product documentation!

WAGO GmbH & Co. KG
Hansastr. 27
32423 Minden
Phone: +49571 887-0 | Fax: +49571 887-169
Email: info.de@wago.com | Web: www.wago.com

Do you have any questions about our products?
We are always happy to take your call at +49 (571) 887-44222.