This document was generated on 05/31/2010

PLEASE CHECK WWW.MOLEX.COM FOR LATEST PART INFORMATION

Part Number: 0757576441
Status: Active
Overview: mx150_unshrouded_breakaway_header
Description: 3.50mm (.138") Pitch, MX150™ Header, Breakaway, Vertical, 8 Circuits, 1.5µm (60µ") Tin (Sn) Plating, 27.77mm (1.093") Mating Pin Length, 3.05mm (.120") PC Tail Length



Series image - Reference only

Documents:

- 3D Model
- Application Specification (PDF)
- Drawing (PDF)
- Product Specification PS-75757-000 (PDF)
- RoHS Certificate of Compliance (PDF)

General

Product Family	PCB Headers
Series	75757
Application	Wire-to-Board
Overview	mx150_unshrouded_breakaway_header
Product Name	MX150™

Physical

Breakaway	Yes
Circuits (Loaded)	8
Circuits (maximum)	8
Circuits Detail	8
Color - Resin	Black
Durability (mating cycles max)	25
First Mate / Last Break	No
Glow-Wire Compliant	No
Guide to Mating Part	No
Keying to Mating Part	None
Lock to Mating Part	None
Material - Metal	Brass
Material - Plating Mating	Tin
Material - Plating Termination	Tin
Material - Resin	High Temperature Thermoplastic
Number of Rows	2
Orientation	Vertical
PC Tail Length (in)	0.120 In
PC Tail Length (mm)	3.05 mm
PCB Locator	No
PCB Retention	None
PCB Thickness Recommended (in)	0.062 In
PCB Thickness Recommended (mm)	1.57 mm
Packaging Type	Tube
Pitch - Mating Interface (in)	0.138 In
Pitch - Mating Interface (mm)	3.50 mm
Pitch - Term. Interface (in)	0.138 In
Pitch - Term. Interface (mm)	3.50 mm
Plating min: Mating (µin)	50
Plating min: Mating (µm)	1.25
Plating min: Termination (µin)	50
Plating min: Termination (µm)	1.25
Polarized to Mating Part	No
Polarized to PCB	No
Shrouded	No
Stackable	Yes
Surface Mount Compatible (SMC)	Yes

EU RoHS
ELV and RoHS Compliant
REACH SVHC
Not Reviewed
Halogen-Free Status
Not Reviewed

China RoHS

Need more information on product environmental compliance?

Email productcompliance@molex.com
For a multiple part number RoHS Certificate of Compliance, click here

Please visit the Contact Us section for any non-product compliance questions.

Search Parts in this Series
75757Series

Mates With
33471 Single Row MX150™ Receptacles,
33472 Dual Row MX150™ Receptacles

Temperature Range - Operating	-40°C to +125°C
Termination Interface: Style	Through Hole

Electrical

Current - Maximum per Contact	16A
Voltage - Maximum	500V DC

Material Info

Reference - Drawing Numbers

Application Specification	AS-75757-204
Packaging Specification	PK-75757-006
Product Specification	PS-75757-000
Sales Drawing	SD-75757-002
Test Summary	TS-75757-001

This document was generated on 05/31/2010

PLEASE CHECK WWW.MOLEX.COM FOR LATEST PART INFORMATION

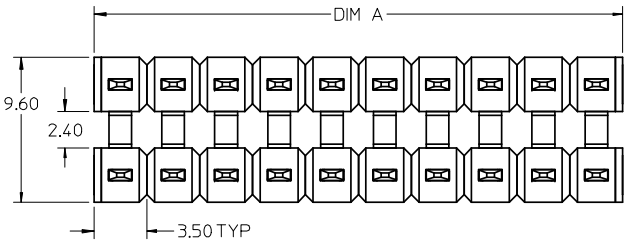

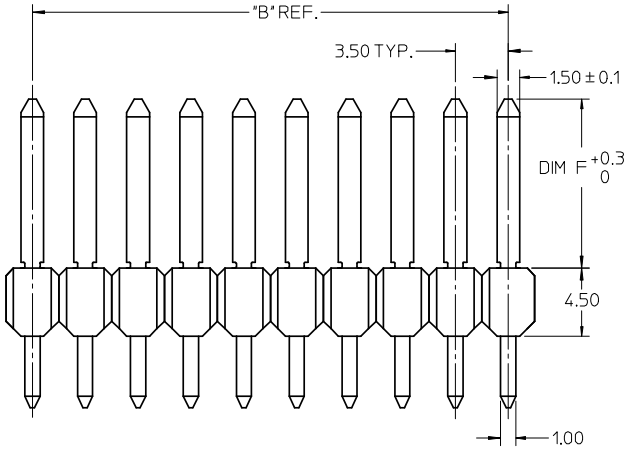

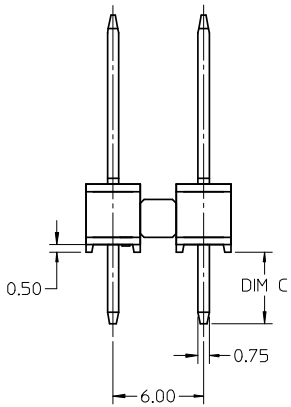

NOTES:
1. TERMINAL MAT'L: ALLOY C26000, CARTRIDGE BRASS
2. WAFER MAT'L: 30% GLASS FILLED LCP, 94V-0, COLOR BLACK.
3. TERMINAL PLATING:
   OPTION 4 - 1.5μm MIN MATTE TIN OVERALL OVER 1.25μm NICKEL OVERALL
   OPTION 1 - 2.5μm MIN MATTE TIN OVERALL OVER 1.25μm NICKEL OVERALL
   OPTION 2 - 1.25μm NICKEL OVERALL 2.5μm MIN SELECT MATTE TIN PC TAIL AREA 0.05-0.25μm SELECT GOLD CONTACT AREA
   OPTION 3 - 1.25μm NICKEL OVERALL 2.5μm MIN SELECT MATTE TIN PC TAIL AREA 0.75μm SELECT GOLD CONTACT AREA
4. HEADER ASSEMBLIES ARE TUBE PACKAGED PER PK-75757-9900.
5. COMPLIES WITH USCAR 1.5mm TERMINAL BLADE SPECIFICATION.

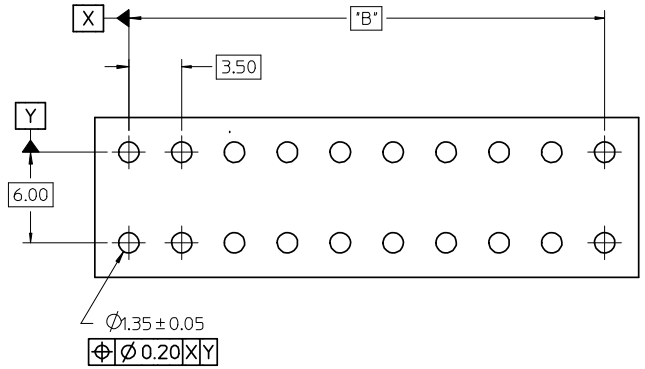

RECOMMENDED PCB LAYOUT

REMOVED EXTRA DIM
EC NO: UCP2009-0126 2008/07/16
DRWN: DROSCA 2008/07/16
CH'KD:
APPR: JCOMERCI 2008/07/16
DESCRIPTION
B
REV

QUALITY SYMBOLS
▼=0
Ⓒ=0

GENERAL TOLERANCES (UNLESS SPECIFIED)

	mm	INCH
4 PLACES	± ---	± ---
3 PLACES	± ---	± ---
2 PLACES	± 0.13	± ---
1 PLACE	± 0.25	± ---
ANGULAR ±1/2°		

DRAFT WHERE APPLICABLE MUST REMAIN WITHIN DIMENSIONS

DIMENSION STYLE: MM ONLY
SCALE: 4:1
DESIGN UNITS: METRIC
THIRD ANGLE PROJECTION

DRAWN BY	TMCCLELL	DATE 1/18/05
CHECKED BY	TMCCLELL	DATE 1/18/05
APPROVED BY	BANAKIS	DATE 1/18/05

TITLE: MX150 DUAL ROW BREAK-AWAY VERTICAL HEADER ASSEMBLY

molex MOLEX INCORPORATED

MATERIAL NO.: SEE CHART
DOCUMENT NO.: SD-75757-002
SHEET NO.: 1 OF 2
SIZE: C

THIS DRAWING CONTAINS INFORMATION THAT IS PROPRIETARY TO MOLEX INCORPORATED AND SHOULD NOT BE USED WITHOUT WRITTEN PERMISSION

CKT SIZE	PLATING OPTION	MATERIAL NUMBER	"C" DIM	"F" DIM	MATERIAL NUMBER	"C" DIM	"F" DIM	MATERIAL NUMBER	"C" DIM	"F" DIM	MATERIAL NUMBER	"C" DIM	"F" DIM	"A" DIM	"B" DIM
2 x 2	1	75757-6121	3.05	27.77	75757-5121	3.05	16.09	75757-1121	3.05	11.20	75757-1122	4.75	11.20	7.0	3.50 REF
	2	75757-6221			75757-5221			75757-1221			75757-1222				
	3	75757-6321			75757-5321			75757-1321			75757-1322				
	4	75757-6421			75757-5421			75757-1421			75757-1422				
2 x 3	1	75757-6131			75757-5131			75757-1131			75757-1132			10.5	7.00
	2	75757-6231			75757-5231			75757-1231			75757-1232				
	3	75757-6331			75757-5331			75757-1331			75757-1332				
	4	75757-6431			75757-5431			75757-1431			75757-1432				
2 x 4	1	75757-6141			75757-5141			75757-1141			75757-1142			14.0	10.50
	2	75757-6241			75757-5241			75757-1241			75757-1242				
	3	75757-6341			75757-5341			75757-1341			75757-1342				
	4	75757-6441			75757-5441			75757-1441			75757-1442				
2 x 6	1	75757-6161			75757-5161			75757-1161			75757-1162			21.0	17.50
	2	75757-6261			75757-5261			75757-1261			75757-1262				
	3	75757-6361			75757-5361			75757-1361			75757-1362				
	4	75757-6461			75757-5461			75757-1461			75757-1462				
2 x 8	1	75757-6181			75757-5181			75757-1181			75757-1182			28.0	24.50
	2	75757-6281			75757-5281			75757-1281			75757-1282				
	3	75757-6381			75757-5381			75757-1381			75757-1382				
	4	75757-6481			75757-5481			75757-1481			75757-1482				
2 x 10	1	75757-6101			75757-5101			75757-1101			75757-1102			35.0	31.50
	2	75757-6201			75757-5201			75757-1201			75757-1202				
	3	75757-6301			75757-5301			75757-1301			75757-1302				
	4	75757-6401			75757-5401			75757-1401			75757-1402				

ENTER DESCRIPTION
EC NO: UCP2009-0126 2008/07/16
DRWN: DROSCA 2008/07/16
CH'KD:
APPR: JCOMERCI 2008/07/16
DESCRIPTION
B
REV

QUALITY SYMBOLS
▼=0
Ⓒ▽=0

GENERAL TOLERANCES (UNLESS SPECIFIED)

	mm	INCH
4 PLACES	± ---	± ---
3 PLACES	± ---	± ---
2 PLACES	± 0.13	± ---
1 PLACE	± 0.25	± ---
ANGULAR ±1/2°		

DRAFT WHERE APPLICABLE MUST REMAIN WITHIN DIMENSIONS

DIMENSION STYLE: MM ONLY
SCALE: 1:1
DESIGN UNITS: METRIC
THIRD ANGLE PROJECTION

DRAWN BY: TMCCLELL DATE: 1/18/05
CHECKED BY: TMCCLELL DATE: 1/18/05
APPROVED BY: BANAKIS DATE: 1/18/05

TITLE: MX150 DUAL ROW BREAK-AWAY VERTICAL HEADER ASSEMBLY

MOLEX INCORPORATED

MATERIAL NO.: SEE TABLE
DOCUMENT NO.: SD-75757-002
SHEET NO.: 2 OF 2

SIZE C

THIS DRAWING CONTAINS INFORMATION THAT IS PROPRIETARY TO MOLEX INCORPORATED AND SHOULD NOT BE USED WITHOUT WRITTEN PERMISSION