CUSTOMER TERMINAL	RoHS	LEAD(Pb)–FREE
Sn96%, Ag4%	Yes	Yes

more than you expect

Midcom

WÜRTH ELEKTRONIK

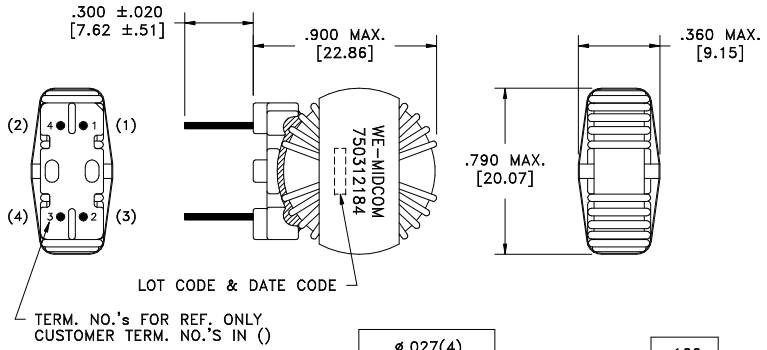

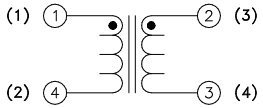

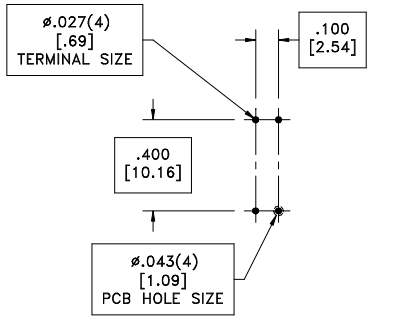

RECOMMENDED
P.C. PATTERN, COMPONENT SIDE

ELECTRICAL SPECIFICATIONS @ 25°C unless otherwise noted:

PARAMETER		TEST CONDITIONS	VALUE
D.C. RESISTANCE	1–4	@20°C	34 mOhms max.
D.C. RESISTANCE	2–3	@20°C	34 mOhms max.
INDUCTANCE	1–4	1kHz, 100mVAC, Ls	4.00mH ±32%
INDUCTANCE	2–3	1kHz, 100mVAC, Ls	4.00mH ±32%
LEAKAGE INDUCTANCE	1–4	tie(2+3), 10kHz, 100mVAC, Ls	21.85uH max.
DIELECTRIC	1–2	1600VAC, 1 second	–
TURNS RATIO		(1–4):(2–3)	1:1, ±1%

GENERAL SPECIFICATIONS:

OPERATING TEMPERATURE RANGE: –40°C to +125°C including temp rise.

CURRENT RATING: 2A

Wire insulation & RoHS status not affected by wire color.
Wire insulation color may vary depending on availability.

DETAILS SUBJECT TO CHANGE

REV.	DATE
6A	5/11

Packaging Specifications
Method: Tray
PKG–0058
www.we–online.com/midcom

SEE REVISION SHEET FOR REVISION LEVEL

CONVENTION PLACEMENT

Tolerances unless otherwise specified:
Angles: ±1° Decimals: ±.005 [.13]
Fractions: ±1/64 Footprint: ±.001 [.03]

This drawing is dual dimensioned. Dimensions in brackets are in millimeters.

DRAWING TITLE
INDUCTOR
COMMON MODE CHOKE
eiSos p/n: 750312184

compliant RoHS

PART NO.
750312184

SPECIFICATION SHEET 1 OF 1