Spezifikation für Freigabe / specification for release

Kunde / customer :
Artikelnummer / part number : **749251020**

Bezeichnung : **Stromwandler WE-CST**
description : **Current sense transformer WE-CST**

compliant RoHS WÜRTH ELEKTRONIK

WÜRTH ELEKTRONIK

DATUM / DATE : 2011-04-15

A Mechanische Abmessungen / dimensions :

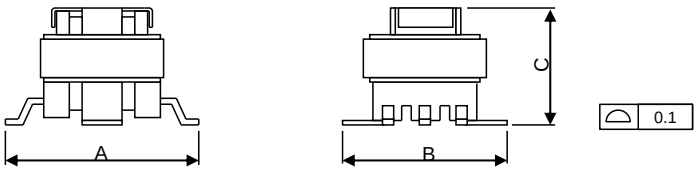

	EE5	
A	**7,7 ± 0,5**	mm
B	**6,9 ± 0,3**	mm
C	**5,33 max.**	mm

● = Marking Pin 1

B Elektrische Eigenschaften / electrical properties :

Eigenschaften / properties	Testbedingungen / test conditions		Wert / value	Einheit / unit	tol.
Induktivität W2 inductance W2	**10 kHz / 0,1V**	L_0	**80**	µH	**min.**
Nennstrom / Nominal current	**ΔT = 40K**	I_N	**10**	A	**typ.**
DC-Widerstand W1/ DC-resistance W1	**@ 20°C**	R_{DC1}	**6.0**	mΩ	**max.**
DC-Widerstand W2/ DC-resistance W2	**@ 20°C**	R_{DC2}	**0.20**	Ω	**max.**
Übersetzungsverhältnis Turns ratio	**W1 : W2**	TR	**1 : 20**		**± 3%**
Max. V-µs-Produkt Max. V-µs-Product	**Uref*DCmax/f**	$V\mu s_{max}$	**10**	µVs	**max.**
Hochspannung Hipot test	**3mA / 1s W1 => W2**	HV	**500**	V_{AC}	

C Lötpad / soldering spec. :

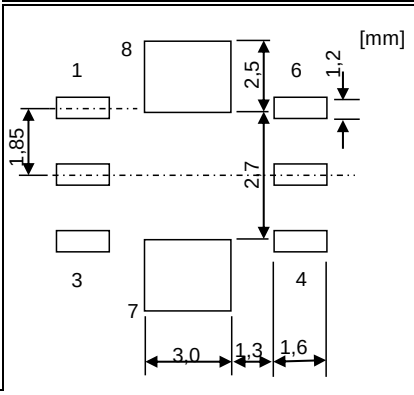

D Prüfgeräte / test equipment :

HP 4274 A für/for L und/and Q
HP 34401 A für/for I_{DC} und/and R_{DC}

E Testbedingungen / test conditions :

Luftfeuchtigkeit / humidity:	33%
Umgebungstemperatur / temperature:	+20°C

F Werkstoffe & Zulassungen / material & approvals :

Basismaterial / base material:	Ferrit/ ferrite
Spulenkörper / Bobbin	UL-V0
Draht / wire:	2UEW 155°C
Kontaktmaterial/ contact plating	Cu-Ag tinned

G Eigenschaften / general specifications :

Betriebstemp. / operating temperature: -40°C - + 125°C
Umgebungstemperatur / ambiant temperature: -40°C - + 85°C
It is recommended that the temperature of the part does not exceed 125°C under worst case operating conditions.
Co-planarität / Co-planarity: 0.1 mm max.

Freigabe erteilt / general release:

Kunde / customer	
.....	.....
Datum / date	Unterschrift / signature
Würth Elektronik	
.....	.....
Geprüft / checked	Kontrolliert / approved

Name	Änderung / modification	Datum / date
TBr	Version 5	2011-04-15
TBr	Version 4	2008-12-03
SSt	Version 3	2007-04-19
TBr	Version 2	2007-03-26
TBr	Version 1	2006-07-17

Würth Elektronik eiSos GmbH & Co.KG
D-74638 Waldenburg · Max-Eyth-Straße 1 - 3 · Germany · Telefon (+49) (0) 7942 - 945 - 0 · Telefax (+49) (0) 7942 - 945 - 400
http://www.we-online.com

Spezifikation für Freigabe / specification for release

Kunde / customer :
Artikelnummer / part number : **749251020**
Bezeichnung : **Stromwandler WE-CST**
description : **Current sense transformer WE-CST**

DATUM / DATE : 2011-04-15

H Schaltbild / Schematics

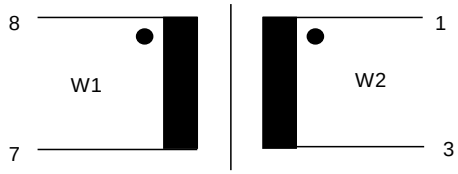

Freigabe erteilt / general release:	Kunde / customer			
		TBr	Version 5	2011-04-15
Datum / date	Unterschrift / signature	TBr	Version 4	2008-12-03
	Würth Elektronik	SSt	Version 3	2007-04-19
		TBr	Version 2	2007-03-26
		TBr	Version 1	2006-07-17
Geprüft / checked	Kontrolliert / approved	Name	**Änderung / modification**	Datum / date

Würth Elektronik eiSos GmbH & Co.KG
D-74638 Waldenburg · Max-Eyth-Straße 1 - 3 · Germany · Telefon (+49) (0) 7942 - 945 - 0 · Telefax (+49) (0) 7942 - 945 - 400
http://www.we-online.com

Spezifikation für Freigabe / specification for release

Kunde / customer :
Artikelnummer / part number : **749251020**

Bezeichnung : **Stromwandler WE-CST**
description : **Current sense transformer WE-CST**

DATUM / DATE : 2011-04-15

I Rollenspezifikation / tape and reel specification :

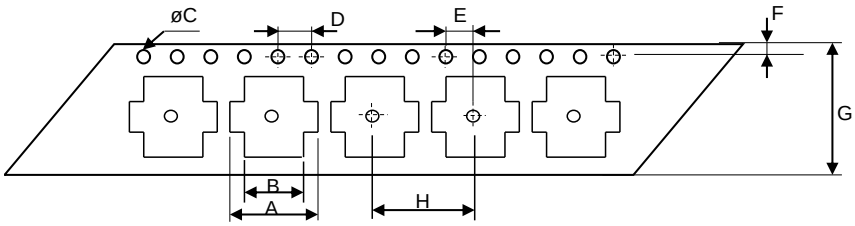

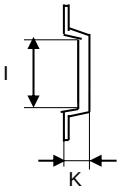

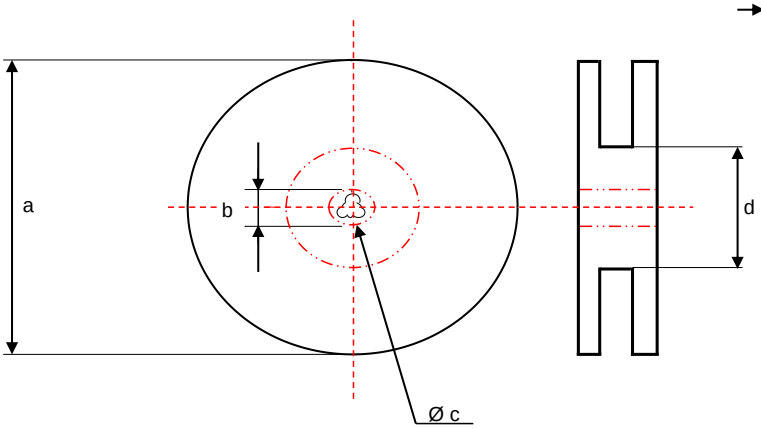

Gurtspezifikation / Tape specification:		
A	**7,50 ± 0,1**	mm
B	**6,20 ± 0,1**	mm
C	**1,50** $^{+0.1}_{-0.0}$	mm
D	**4,00 ± 0,1**	mm
E	**2,00 ± 0,1**	mm
F	**1,75 ± 0,1**	mm
G	**16,0 ± 0,3**	mm
H	**12,00 ± 0,2**	mm
G	**8,20 ± 0,1**	mm
H	**5,80 ± 0,1**	mm

Rollenspezifikation / Reel specification:		
a	**330,0 ± 2,0**	mm
b	**21,00 ± 0,8**	mm
c	**13,00 ± 0,5**	mm
d	**100,0 ± 1,0**	mm

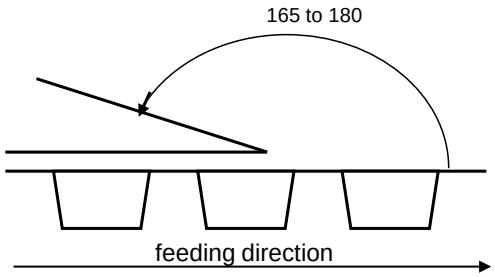

The force for tearing off cover tape is
10 to 130 grams in arrow direction

Freigabe erteilt / general release:

Kunde / customer	
Datum / date	Unterschrift / signature
Würth Elektronik	
Geprüft / checked	Kontrolliert / approved

TBr	Version 5	2011-04-15
TBr	Version 4	2008-12-03
SSt	Version 3	2007-04-19
TBr	Version 2	2007-03-26
TBr	Version 1	2006-07-17
Name	**Änderung / modification**	Datum / date

This electronic component has been designed and developed for usage in general electronic equipment. Before incorporating this component into any equipment where higher safety and reliability is especially required or if there is the possibility of direct damage or injury to human body, for example in the range of aerospace, aviation, nudear control, submarine, transportation, (automotive control, train control, ship control), transportation signal, disaster prevention, medical, public information network etc, Würth Elektronik eiSos GmbH must be informed before the design-in stage. In addition, sufficient reliability evaluation checks for safety must be performed on every electronic component which is used in electrical circuits that require high safety and reliability functions or performance.

Würth Elektronik eiSos GmbH & Co.KG
D-74638 Waldenburg · Max-Eyth-Straße 1 - 3 · Germany · Telefon (+49) (0) 7942 - 945 - 0 · Telefax (+49) (0) 7942 - 945 - 400
http://www.we-online.com