Spezifikation für Freigabe / specification for release

Kunde / customer :

Artikelnummer / part number : **749119218** LF

Bezeichnung : **POWER OVER ETHERNET-ÜBERTRAGER WE-PoE**

description : **POWER OVER ETHERNET-TRANSFORMER WE-PoE**

compliant RoHS WÜRTH ELEKTRONIK

WÜRTH ELEKTRONIK

DATUM / DATE : 2006-08-01

A Mechanische Abmessungen / dimensions :

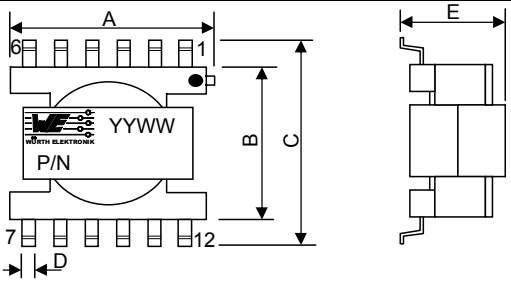

● = Marking Pin 1

	ER14,5/6	
A	**16,3 max**	mm
B	**12,0 typ.**	mm
C	**16,8 max**	mm
D	**0,7 ± 0,1**	mm
E	**7,4 max**	mm

B Elektrische Eigenschaften / electrical properties :

Eigenschaften / properties	Testbedingungen / test conditions		Wert / value	Einheit / unit	tol.
Induktivität / inductance	**100 kHz / 0,1 V**	L_{N1}	**210**	µH	**±10%**
Übersetzungsverhältnis / Turns Ratio	**N1 : N2 : N3 : N4 : N5**	TR	**1:0,33:0,06:0,06:0,06**		**±3%**
DC-Widerstand N1 / DC-resistance N1	**@ 20°C**	$R_{DC\ N1}$	**640**	mΩ	**max.**
DC-Widerstand N2 / DC-resistance N2	**@ 20°C**	$R_{DC\ N2}$	**1200**	mΩ	**max.**
DC-Widerstand N3 / DC-resistance N3	**@ 20°C**	$R_{DC\ N3}$	**10,0**	mΩ	**max.**
DC-Widerstand N4 / DC-resistance N4	**@ 20°C**	$R_{DC\ N4}$	**10,0**	mΩ	**max.**
DC-Widerstand N5 / DC-resistance N5	**@ 20°C**	$R_{DC\ N5}$	**10,0**	mΩ	**max.**
Streuinduktivität N1 / Leakage intuctance N1	**100 kHz / 0,1V**	$L_{S\ N1}$	**4,5**	µH	**max.**
Hochspannung / Hipot	**3mA/1min. N1, N2 => N3, N4, N5**	HV	**1,5**	kV_{AC}	

C Lötpad / soldering spec. :

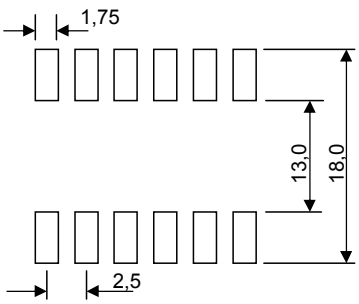

D Prüfgeräte / test equipment :

WK3260B für/for L

HP 34401 A für/for R_{DC}

E Testbedingungen / test conditions :

Luftfeuchtigkeit / humidity:	33%
Umgebungstemperatur / temperature:	+20°C

F Werkstoffe & Zulassungen / material & approvals :

Basismaterial / base material:	Ferrit/ ferrite
Spulenkörper / Bobbin	UL-V0
Draht / wire:	2UEWF 155°C or equiv.
Kontaktmaterial/ contact plating	Cu-Ag tinned

G Eigenschaften / general specifications :

Betriebstemp. / operating temperature: -40°C - + 125°C

Umgebungstemp. / ambient temperature: -40°C - + 85°C

Schaltfrequenz / Switching frequency: 200 kHz - 250 kHz

Eingangsspannungsbereich / Input Voltage: 36 - 57 V

Ausgangsdaten / Output data: 3 x 1,8V / 1,3A

Co-Planarität / Co-planarity: < 0,1 mm

Freigabe erteilt / general release:

Kunde / customer	
Datum / date	Unterschrift / signature
Würth Elektronik	
Geprüft / checked	Kontrolliert / approved

Name	Änderung / modification	Datum / date
TBr	Version 2	2006-08-01
TBr	Version 1	2005-06-22

Würth Elektronik eiSos GmbH & Co.KG

D-74638 Waldenburg · Max-Eyth-Straße 1 - 3 · Germany · Telefon (+49) (0) 7942 - 945 - 0 · Telefax (+49) (0) 7942 - 945 - 400

http://www.we-online.com

Spezifikation für Freigabe / specification for release

Kunde / customer :
Artikelnummer / part number : **749119218** LF

Bezeichnung : **POWER OVER ETHERNET-ÜBERTRAGER WE-PoE**
description : **POWER OVER ETHERNET-TRANSFORMER WE-PoE**

DATUM / DATE : 2006-08-01

H Schaltbild / Schematics

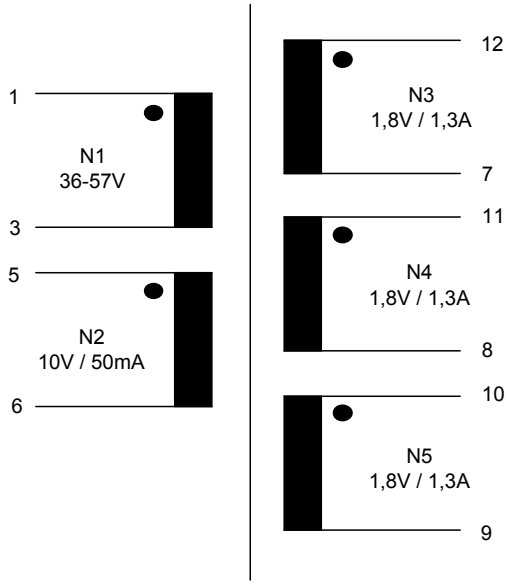

Freigabe erteilt / general release:	Kunde / customer			
Datum / date	Unterschrift / signature			
	Würth Elektronik			
		TBr	Version 2	2006-08-01
		TBr	Version 1	2005-06-22
Geprüft / checked	Kontrolliert / approved	Name	**Änderung / modification**	Datum / date

Würth Elektronik eiSos GmbH & Co.KG
D-74638 Waldenburg · Max-Eyth-Straße 1 - 3 · Germany · Telefon (+49) (0) 7942 - 945 - 0 · Telefax (+49) (0) 7942 - 945 - 400
http://www.we-online.com

Spezifikation für Freigabe / specification for release

Kunde / customer :
Artikelnummer / part number : **749119218** LF

Bezeichnung : **POWER OVER ETHERNET-ÜBERTRAGER WE-PoE**
description : **POWER OVER ETHERNET-TRANSFORMER WE-PoE**

DATUM / DATE : 2006-08-01

I Rollenspezifikation / tape and reel specification :

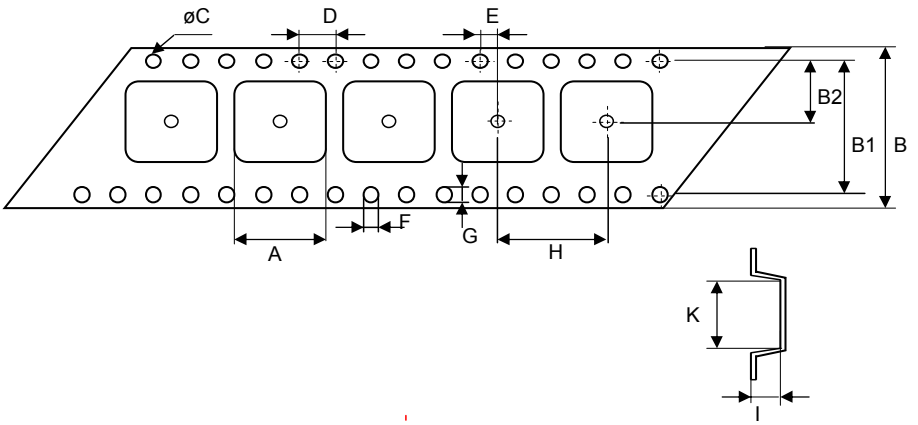

Gurtspezifikation / Tape specification:		
A	**15,4 ± 0,1**	mm
B	**32,0 ± 0,3**	mm
B1	**28,4 ± 0,1**	mm
B2	**14,2 ± 0,1**	mm
C	**1,50** $^{+0,1}_{-0,0}$	mm
D	**4,00 ± 0,1**	mm
E	**2,00 ± 0,1**	mm
F	**1,50** $^{+0,1}_{-0,0}$	mm
G	**1,70** $^{+0,15}_{-0,05}$	mm
H	**20,0 ± 0,1**	mm
I	**7,50 ± 0,1**	mm
K	**16,6 ± 0,1**	mm

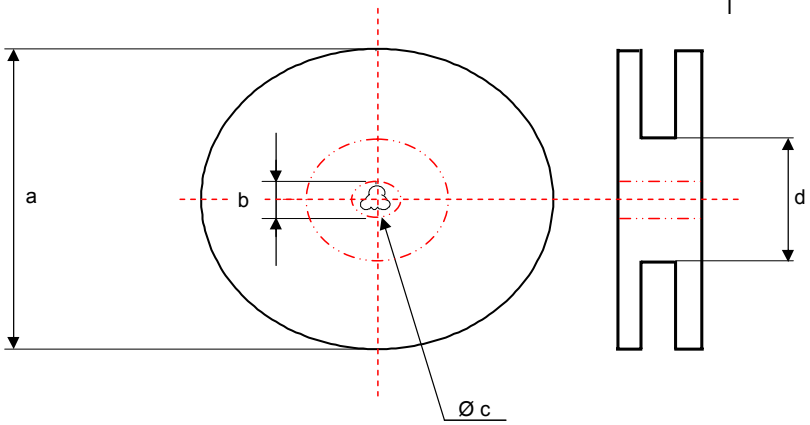

Rollenspezifikation / Reel specification:		
a	**330,0 ± 2,0**	mm
b	**21,00 ± 0,8**	mm
c	**13,00 ± 0,5**	mm
d	**100,0 ± 1,0**	mm

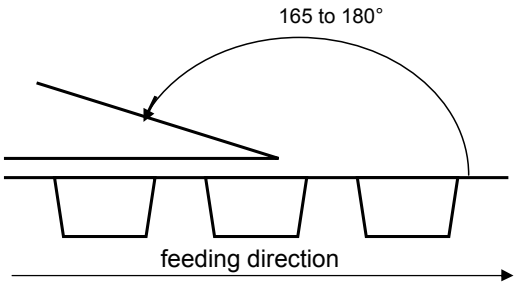

The force for tearing off cover tape is
10 to 130 grams in arrow direction

Freigabe erteilt / general release:

Kunde / customer	
Datum / date	Unterschrift / signature
Würth Elektronik	
Geprüft / checked	Kontrolliert / approved

TBr	Version 2	2006-08-01
TBr	Version 1	2005-06-22
Name	**Änderung / modification**	Datum / date

This electronic component has been designed and developed for usage in general electronic equipment. Before incorporating this component into any equipment where higher safety and reliability is especially required or if there is the possibility of direct damage or injury to human body, for example in the range of aerospace, aviation, nuclear control, submarine, transportation, (automotive control, train control, ship control), transportation signal, disaster preven medical, public information network etc, Würth Elektronik eiSos GmbH must be informed before the design-in stage. In addition, sufficient reliability evaluation checks for safety must be performed on every electronic component w is used in electrical circuits that require high safety and reliability functions or performance.

Würth Elektronik eiSos GmbH & Co.KG
D-74638 Waldenburg · Max-Eyth-Straße 1 - 3 · Germany · Telefon (+49) (0) 7942 - 945 - 0 · Telefax (+49) (0) 7942 - 945 - 400
http://www.we-online.com