Spezifikation für Freigabe / specification for release

Kunde / customer :
Artikelnummer / part number : **744042008**

Bezeichnung : **SPEICHERDROSSEL WE-TPC**
description : **POWER-CHOKE WE-TPC**

compliant RoHS WÜRTH ELEKTRONIK

WÜRTH ELEKTRONIK

DATUM / DATE : 2010-08-01

A Mechanische Abmessungen / dimensions:

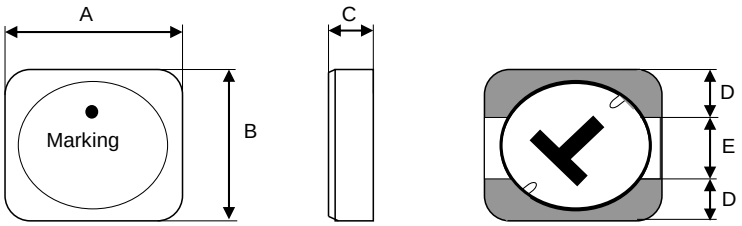

	Type 4818	
A	**4,8 ± 0,2**	mm
B	**4,8 ± 0,2**	mm
C	**1,8 ± 0,2**	mm
D	**1,60 typ.**	mm
E	**1,60 typ.**	mm

● = Start of winding Marking = Inductance code

B Elektrische Eigenschaften / electrical properties:

Eigenschaften / properties	Testbedingungen / test conditions		Wert / value	Einheit / unit	tol.
Induktivität / inductance	**100 kHZ / 0,1V**	L	**8,20**	µH	**± 30%**
DC-Widerstand / DC-resistance	**@ 20°C**	$R_{DC\ typ}$	**0,101**	Ω	**typ.**
DC-Widerstand / DC-resistance	**@ 20°C**	$R_{DC\ max}$	**0,135**	Ω	**max.**
Nennstrom / rated current	**ΔT=30 K**	I_{DC}	**1400**	mA	**max.**
Sättigungsstrom / saturation current	**|ΔL/L|<35%**	I_{sat}	**1100**	mA	**typ.**
Eigenres.-Frequenz / self-res.-fequency		SRF	**40**	MHz	**typ.**

C Lötpad / soldering spec.:

[mm]

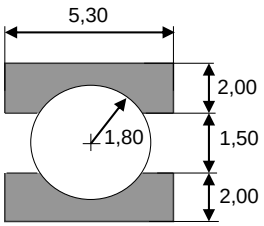

D Prüfgeräte / test equipment:

HP 4274 A für/for L und/and Q

HP 34401 A für/for R_{DC} und I_{DC}

E Testbedingungen / test conditions:

Luftfeuchtigkeit / humidity:	33%
Umgebungstemperatur / temperature:	+20°C

F Werkstoffe & Zulassungen / material & approvals:

Basismaterial / base material:	Ferrit
Draht / wire:	Class H
Endoberfläche / finishing electrode:	Sn/Ag/Cu - 96.5/3.0/0.5%

G Eigenschaften / general specifications:

Betriebstemp. / operating temperature: -40°C - + 125°C

Umgebungstemp. / ambient temperature: -40°C - + 85°C

It is recommended that the temperature of the part does not exceed 125°C under worst case operating conditions.

Freigabe erteilt / general release:

Kunde / customer	Würth Elektronik
.....	.....
Datum / date	Unterschrift / signature
Geprüft / checked	Kontrolliert / approved

CZ	Version 6	10-08-01
ME	Version 5	09-01-15
MST	Version 4	08-04-11
MST	Version 3	04-10-11
MST	Version 2	04-08-09
MPH	Version 1	03-03-20
Name	**Änderung / modification**	Datum / date

Würth Elektronik eiSos GmbH & Co.KG

D-74638 Waldenburg · Max-Eyth-Strasse 1 - 3 · Germany · Telefon (+49) (0) 7942 - 945 - 0 · Telefax (+49) (0) 7942 - 945 - 400

http://www.we-online.com

Spezifikation für Freigabe / specification for release

Kunde / customer :
Artikelnummer / part number : **744042008**
Bezeichnung : **SPEICHERDROSSEL WE-TPC**
description : **POWER-CHOKE WE-TPC**

DATUM / DATE : 2010-08-01

H Induktivitätskurve / Inductance curve :

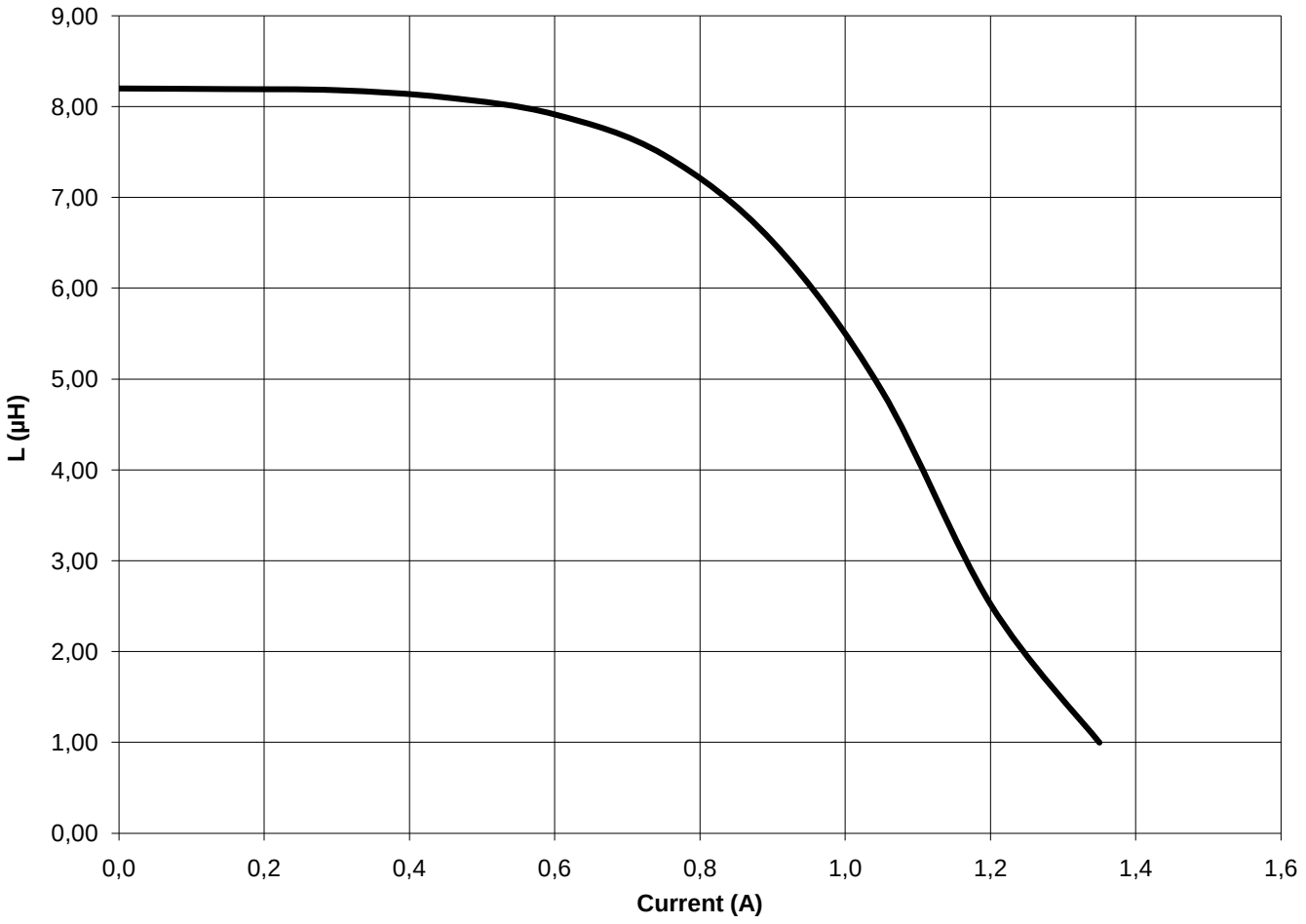

Freigabe erteilt / general release:	Kunde / customer			
		CZ	Version 6	10-08-01
.....	.....	ME	Version 5	09-01-15
Datum / date	Unterschrift / signature	MST	Version 4	08-04-11
	Würth Elektronik	MST	Version 3	04-10-11
		MST	Version 2	04-08-09
.....	.....	MPH	Version 1	03-03-20
Geprüft / checked	Kontrolliert / approved	Name	**Änderung / modification**	Datum / date

Würth Elektronik eiSos GmbH & Co.KG
D-74638 Waldenburg · Max-Eyth-Strasse 1 - 3 · Germany · Telefon (+49) (0) 7942 - 945 - 0 · Telefax (+49) (0) 7942 - 945 - 400
http://www.we-online.com

Spezifikation für Freigabe / specification for release

Kunde / customer :
Artikelnummer / part number : **744042008**

Bezeichnung : **SPEICHERDROSSEL WE-TPC**
description : **POWER-CHOKE WE-TPC**

DATUM / DATE : 2010-08-01

I Rollenspezifikation / tape and reel specification:

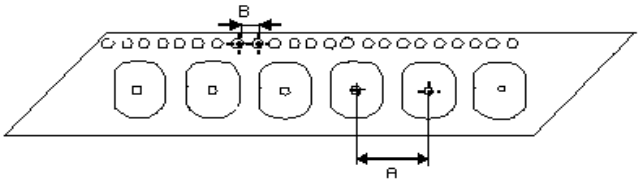

Gurtspezifikation / Tape specification:		
A	**8,0 ±1,0**	mm
B	**4,0 ±1,0**	mm

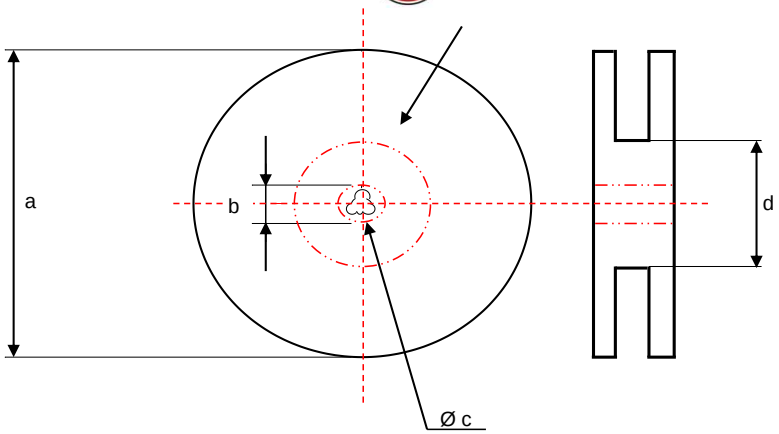

Rollenspezifikation / Reel specification:		
a	**178 ± 0,5**	mm
b	**20,20 ± 0,1**	mm
c	**13,00** $^{+0.5}_{-1.0}$	mm
d	**50,0 ± 1,0**	mm

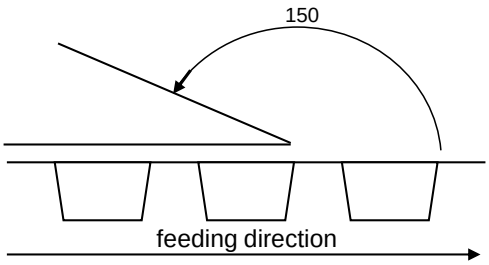

The force for tearing off cover tape is
20 to 70 grams in arrow direction

Freigabe erteilt / general release:

Kunde / customer	Würth Elektronik
Datum / date	Unterschrift / signature
Geprüft / checked	Kontrolliert / approved

CZ	Version 6	10-08-01
ME	Version 5	09-01-15
MST	Version 4	08-04-11
MST	Version 3	04-10-11
MST	Version 2	04-08-09
MPH	Version 1	03-03-20
Name	**Änderung / modification**	Datum / date

This electronic component has been designed and developed for usage in general electronic equipment. Before incorporating this component into any equipment where higher safety and reliability is especially required or if there is the possibility of direct damage or injury to human body, for example in the range of aerospace, aviation, nuclear control, submarine, transportation, (automotive control, train control, ship control), transportation signal, disaster prevention, medical, public information network etc, Würth Elektronik eiSos GmbH must be informed before the design-in stage. In addition, sufficient reliability evaluation checks for safety must be performed on every electronic component which is used in electrical circuits that require high safety and reliabilityfunctions or performance.

Würth Elektronik eiSos GmbH & Co.KG
D-74638 Waldenburg · Max-Eyth-Strasse 1 - 3 · Germany · Telefon (+49) (0) 7942 - 945 - 0 · Telefax (+49) (0) 7942 - 945 - 400
http://www.we-online.com