Pomona ELECTRONICS

Technical Data Sheet

Model 73048

N Type Right-Angle Plug, 50 Ohm, Clamp Type, RG214, 225, 393

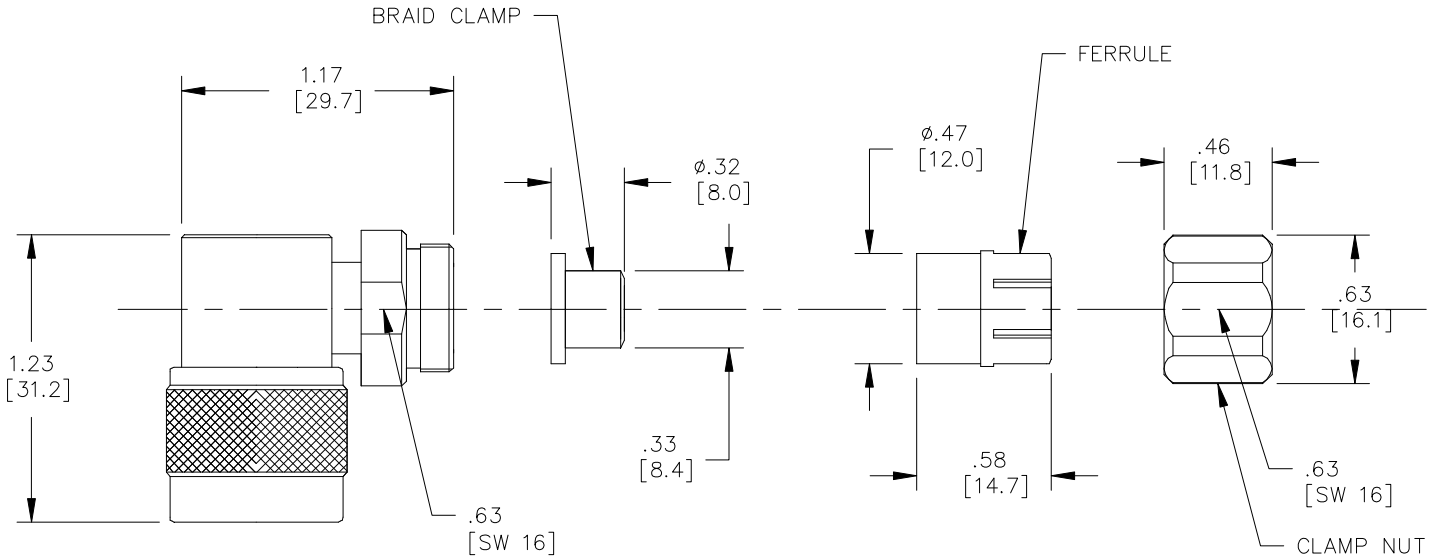



Model 73048
N Type Right-Angle Plug, 50 Ohm, Clamp Type, RG214, 225, 393

Features

- DC – 11GHz bandwidth.
- Connectors are precision machined.
- Meets interface requirements MIL-C-39012.
- Connector accepts cable types RG/U: 214, 225, 393

Materials

Center Conductor, Male: Brass, Gold Plated
Connector Body: Brass, Nickel Plated
Insulators: PTFE

Specifications

Impedance:	50Ω
Frequency Range:	DC – 11GHz
Contact Resistance:	
Center Conductor:	≤1.0 mΩ
Outer Conductor:	≤0.2 mΩ
Insulation Reistance:	≥ 5000 MΩ
Dielectric Withstand Voltage:	1000V
For CE compliance, do not hold in hand when voltages exceed 33 Vrms / 70 Vdc.	
Number of Insertions:	500 cycles minimum

Ordering Information

Model: **73048**

USA: Sales: 800-490-2361
Technical Support: technicalsupport@pomonatest.com
Fax: 425-446-5844
Europe: 31-(0) 40 2675 150 **International:** 425-446-5500
Where to Buy: www.pomonaelectronics.com

All dimensions are in inches. Tolerances (except noted): .xx = ±.02" (,51 mm), .xxx = ± .005" (,127 mm). All specifications are to the latest revisions. Specifications are subject to change without notice. Registered trademarks are the property of their respective companies.

Copyright © 2009 D2018787 Rev. 002

Pomona ELECTRONICS

Technical Data Sheet

Model 73048

N Type Right-Angle Plug, 50 Ohm, Clamp Type, RG214, 225, 393

Cable Types

Connector Model #	Cable Groups
73048	RG214, 225, 393

Cable Assembly Instructions

1. CUT CABLE END EVENLY AND PERPENDICULAR.



2. SLIDE NUT AND FERRULE OVER CABLE.

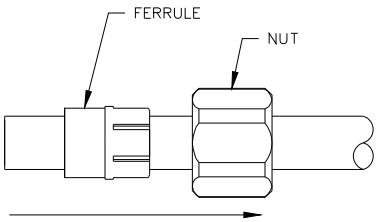

3. STRIP CABLE JACKET, BRAID AND DIELECTRIC TO SPECIFIC LENGTHS.

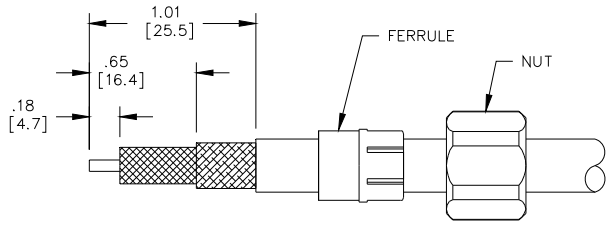

4. FLARE BRAID END SLIGHTLY.

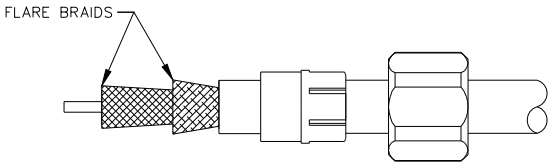

5. SLIDE BRAID CLAMP UNDER BRAID. SLIDE FERRULE AND NUT FORWARD OVER BRAID.

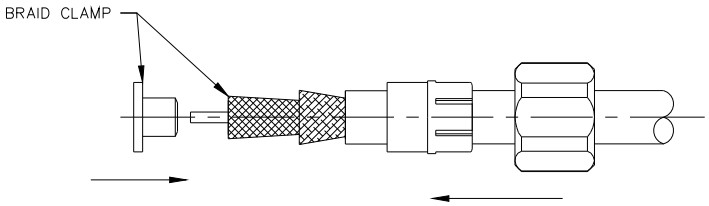

6. SLIDE CONNECTOR BODY OVER ASSEMBLY AND SCREW NUT.

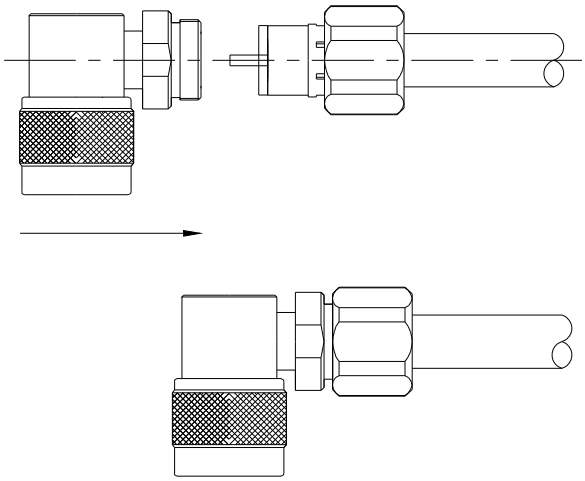

USA: Sales: 800-490-2361
Technical Support: technicalsupport@pomonatest.com
Fax: 425-446-5844
Europe: 31-(0) 40 2675 150 **International:** 425-446-5500
Where to Buy: www.pomonaelectronics.com

All dimensions are in inches. Tolerances (except noted): .xx = ±.02" (,51 mm), .xxx = ± .005" (,127 mm). All specifications are to the latest revisions. Specifications are subject to change without notice. Registered trademarks are the property of their respective companies.

Copyright © 2009 D2018787 Rev. 002