molex
one company > a world of innovation

This document was generated on 03/30/2010

PLEASE CHECK WWW.MOLEX.COM FOR LATEST PART INFORMATION

Part Number: 0713086424

Status: Active

Description: 2.54mm (.100") Pitch C-Grid® Header, Surface Mount, Dual Row, Vertical, 24 Circuits, 1.50µm (59µ") Minimum Bright Tin (Sn) Over Nickel (Ni) Plating, with 3.30mm (.130") PCB Locator Pegs

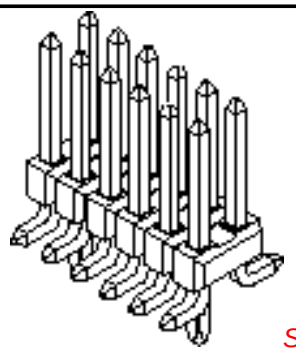

Series image - Reference only

Documents:

3D Model
Drawing (PDF)
Product Specification PS-71308 (PDF)
RoHS Certificate of Compliance (PDF)

Agency Certification

CSA	LR19980
UL	E29179

General

Product Family	PCB Headers
Series	71308
Application	Board-to-Board, Wire-to-Board
Product Name	C-Grid®

Physical

Breakaway	Yes
Circuits (Loaded)	24
Circuits (maximum)	24
Color - Resin	Black
Durability (mating cycles max)	50
Flammability	94V-0
Glow-Wire Compliant	No
Lock to Mating Part	None
Material - Metal	Phosphor Bronze
Material - Plating Mating	Tin
Material - Plating Termination	Tin
Material - Resin	High Temperature Thermoplastic
Number of Rows	2
Orientation	Vertical
PCB Locator	Yes
PCB Retention	Yes
Packaging Type	Tube
Pitch - Mating Interface (in)	0.100 In
Pitch - Mating Interface (mm)	2.54 mm
Polarized to PCB	No
Shrouded	No
Stackable	Yes
Temperature Range - Operating	-40°C to +105°C
Termination Interface: Style	Surface Mount

Electrical

Current - Maximum per Contact	3A
Voltage - Maximum	250V

Solder Process Data

Duration at Max. Process Temperature (seconds)	40
Lead-free Process Capability	Reflow Capable (SMT only)
Max. Cycles at Max. Process Temperature	3
Process Temperature max. C	260

Material Info

EU RoHS
ELV and RoHS Compliant
REACH SVHC
Not Reviewed
Halogen-Free Status
Not Reviewed

China RoHS

Need more information on product environmental compliance?

Email productcompliance@molex.com
For a multiple part number RoHS Certificate of Compliance, click here

Please visit the Contact Us section for any non-product compliance questions.

Search Parts in this Series
71308Series

Reference - Drawing Numbers

Product Specification	PS-71308, RPS-71308-001
Sales Drawing	SD-71308-001

This document was generated on 03/30/2010

PLEASE CHECK WWW.MOLEX.COM FOR LATEST PART INFORMATION

OPTIONAL PICK AND PLACE CAP

SEE NOTES 4 & 9.

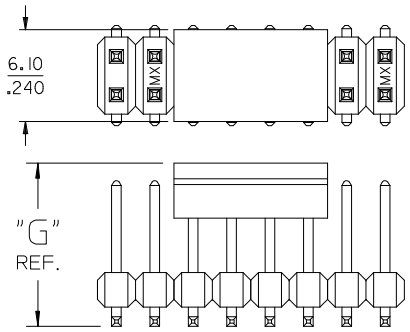

DIM. "M"	DIM. "G"
6.10 / .240	10.67 / .420
8.13 / .320	12.70 / .500

PEG OPTIONS

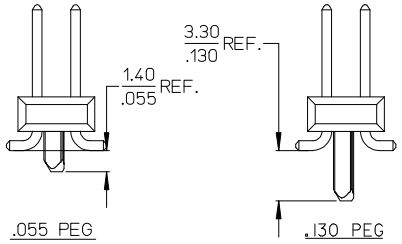

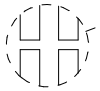

P.C. BOARD PAD LAYOUT
AT ENDS FOR NO PEG VERSION.

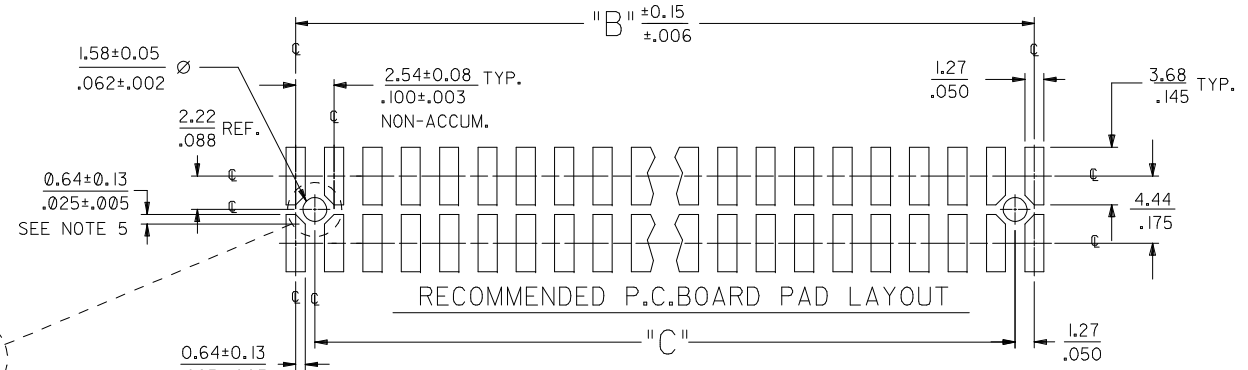

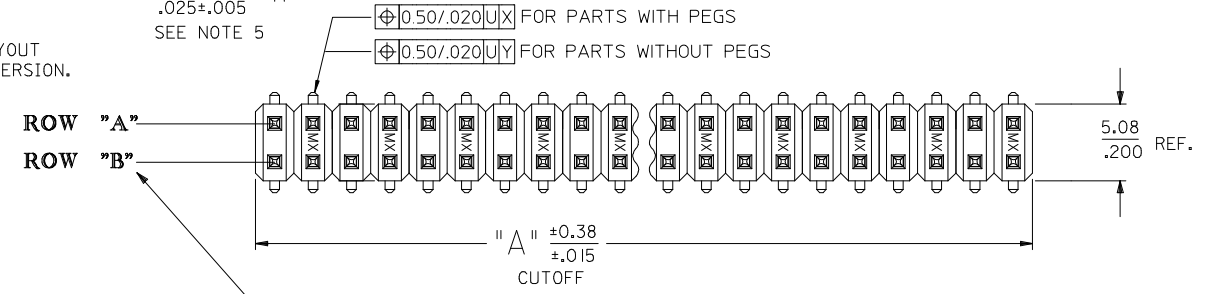

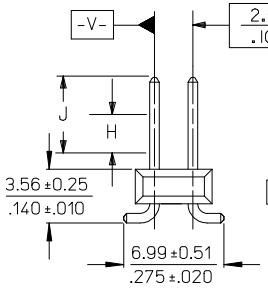

NO PEG
SEE PEG OPTIONS

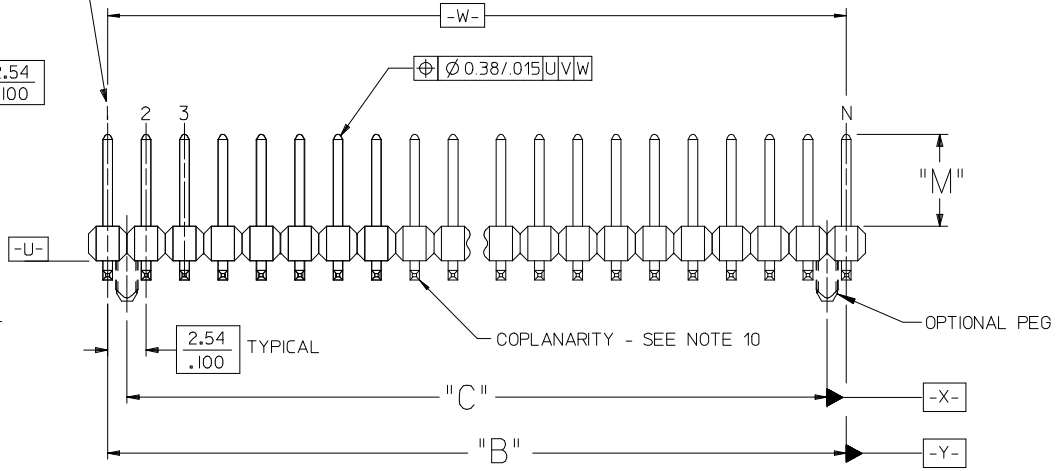

NOTES:

1. MATERIALS: INSULATOR: GLASS FILLED LIQUID CRYSTAL POLYMER (LCP). UL94 V-0, COLOR: BLACK
   TERMINAL: COPPER ALLOY
2. FINISH:
   59 TIN - 0.00150/.000059 MINIMUM BRIGHT TIN OVER NICKEL OVERALL.
   150 TIN - 0.00381/.000150 MINIMUM BRIGHT TIN OVER NICKEL OVERALL.
   15 GOLD - 0.00038/.000015 MINIMUM GOLD IN SELECT AREA OVER 0.00191/.000075 MINIMUM TIN IN SELECT AREA OVER NICKEL OVERALL.
   30 GOLD - 0.00076/.000030 MINIMUM GOLD IN SELECT AREA OVER 0.00191/.000075 MINIMUM TIN IN SELECT AREA OVER NICKEL OVERALL.
   50 GOLD - 0.00127/.000050 MINIMUM GOLD IN SELECT AREA OVER 0.00254/.000100 MINIMUM TIN IN SELECT AREA OVER NICKEL OVERALL.
   * THE PRIMARY SHIPPING CARTON WILL BE LABELED "COMPLIANT TO RoHS DIRECTIVE 2002/95/EC AND ELV ANNEX II OF DIRECTIVE 2000/53/EC". CARTONS WITHOUT THIS LABEL MAY CONTAIN PRODUCT WITH LEAD.
3. PART TO CONFORM TO PS-71308.
4. PACKAGING (SEE CHARTS):
   BULK: PER PK-70873-0353
   TUBES: PER PK-70873-0041.
   71308-82** IN TUBES: PER PK-70873-042.
   TUBES W/ VAC CAPS: PER PK-70873-0691
   TAPE AND REEL W/ VAC CAPS: PER PK-70873-0805.
   SEE SHEET 3 FOR TAPE & REEL PRODUCT WITH SHALLOW POCKET REQUIREMENTS.
5. TYP. DIMENSIONS FOR LANDS SURROUNDING HOLES FOR RETETION PEGS.
6. PIN SOLERABILITY PER MOLEX SPEC. ES-152.
7. SEE SHEETS 2-5 FOR CHARTED DIMS., PART/EDP NO'S, AND VOIDED CIRCUITS.
8. PIN PUSHOUT FORCE: 3 LBS. MINIMUM.
9. PICK-N-PLACE CAPS WILL BE PLACED SO THAT VACUUM PICK UP AREA WILL BE IN CENTER OF PART.
10. COPLANARITY FOR CIRCUIT SIZES UP TO 40 IS 0.15 MM/.006 INCH. FOR CIRCUIT SIZES 42 AND LARGER, CONTACT MOLEX SALES DEPARTMENT.
11. THIS PART CONFORMS TO CLASS B REQUIREMENTS OF COSMETIC SPECIFICATION PS-45499-002.

12CKT TAPE & REEL
EC NO: UCP2009-2465 2009/08/04
DRWN:MKIPPER 2009/08/07
CHKD:SSOUSEK 2009/08/10
APPR:FSMITH 2009/08/10
DESCRIPTION
K3
REV

QUALITY SYMBOLS
▼=0
▽=0

GENERAL TOLERANCES (UNLESS SPECIFIED)

	mm	INCH
4 PLACES	± ---	± ---
3 PLACES	± ---	± .005
2 PLACES	± 0.13	± .010
1 PLACE	± 0.25	± ---
ANGULAR ±1/2°		

DRAFT WHERE APPLICABLE MUST REMAIN WITHIN DIMENSIONS

DIMENSION STYLE: MM/IN
SCALE
DESIGN UNITS: INCH
THIRD ANGLE PROJECTION

DRAWN BY	KMS	DATE 1999/10/15
CHECKED BY	KMS	DATE 1999/10/15
APPROVED BY	KMS	DATE 1999/10/15

TITLE: SALES ASSY INSULATOR DUAL ROW SMT W/BREAK-OFF .025SQ PIN GULLWING .100

molex MOLEX INCORPORATED

MATERIAL NO.: SEE TABLES
DOCUMENT NO.: SD-71308-001
SHEET NO.: 1 OF 6

SIZE C

THIS DRAWING CONTAINS INFORMATION THAT IS PROPRIETARY TO MOLEX INCORPORATED AND SHOULD NOT BE USED WITHOUT WRITTEN PERMISSION

	PACKAGING SEE NOTE 4 SHT 1	4-6 CKT	BULK	TAPE-N-REEL W/ VAC CAPS	N/A	BULK	TAPE-N-REEL W/ VAC CAPS	N/A	BULK	TAPE-N-REEL W/ VAC CAPS	N/A		BULK	BULK	
		8-100 CKT	TUBES	TAPE-N-REEL W/ VAC CAPS	TUBES W/ VAC CAPS	TUBES	TAPE-N-REEL W/ VAC CAPS	TUBES W/ VAC CAPS	TUBES	TAPE-N-REEL W/ VAC CAPS	TUBES W/ VAC CAPS		TUBES	TUBES	
	DIM. M ±0.25 MM		6.10 (.240)			6.10 (.240)			6.10 (.240)				8.13 (.320)	8.13 (.320)	
	PLATING		150 TIN			15 GOLD			30 GOLD				15 GOLD	30 GOLD	
	DIM. H		2.54 (.100)			2.54 (.100)			2.54 (.100)				4.57 (.180)	4.57 (.180)	
	DIM. J		5.08 (.200)			5.08 (.200)			5.08 (.200)				7.11 (.280)	7.11 (.280)	
CKTS	DIM. A MM	DIM. A IN	DIM. B MM	DIM. B IN	EDP NUMBER	EDP NUMBER	EDP NUMBER	EDP NUMBER	EDP NUMBER	EDP NUMBER	EDP NUMBER	EDP NUMBER	EDP NUMBER	EDP NUMBER	CKTS
04	5.08	.200	2.54	.100	015-91-2040	015-91-6040	N/A	015-91-0040	015-91-6042	N/A	015-91-3040	015-91-6043	N/A	015-91-0048	015-91-5049	04
06	7.62	.300	5.08	.200	015-91-2060	015-91-6060	N/A	015-91-0060	015-91-6062	N/A	015-91-3060	015-91-6063	N/A	015-91-0068	015-91-5069	06
08	10.16	.400	7.62	.300	015-91-2080	015-91-6080	015-91-3087	015-91-0080	015-91-6082	015-91-3086	015-91-3080	015-91-6083	015-91-3088	015-91-0088	015-91-5089	08
10	12.70	.500	10.16	.400	015-91-2100	015-91-6100	015-91-3107	015-91-0100	015-91-6102	015-91-3106	015-91-3100	015-91-6103	015-91-3108	015-91-0108	015-91-5109	10
12	15.24	.600	12.70	.500	015-91-2120	015-91-6120	015-91-3127	015-91-0120	015-91-6122	015-91-3126	015-91-3120	015-91-6123	015-91-3128	015-91-0128	015-91-5129	12
14	17.78	.700	15.24	.600	015-91-2140	015-91-6140	015-91-3147	015-91-0140	015-91-6142	015-91-3146	015-91-3140	015-91-6143	015-91-3148	015-91-0148	015-91-5149	14
16	20.32	.800	17.78	.700	015-91-2160	015-91-6160	015-91-3167	015-91-0160	015-91-6162	015-91-3166	015-91-3160	015-91-6163	015-91-3168	015-91-0168	015-91-5169	16
18	22.86	.900	20.32	.800	015-91-2180		015-91-3187	015-91-0180		015-91-3186	015-91-3180		015-91-3188	015-91-0188	015-91-5189	18
20	25.40	1.000	22.86	.900	015-91-2200	015-91-6200	015-91-3207	015-91-0200	015-91-6202	015-91-3206	015-91-3200	015-91-6203	015-91-3208	015-91-0208	015-91-5209	20
22	27.94	1.100	25.40	1.000	015-91-2220		015-91-3227	015-91-0220		015-91-3226	015-91-3220		015-91-3228	015-91-0228	015-91-5229	22
24	30.48	1.200	27.94	1.100	015-91-2240		015-91-3247	015-91-0240		015-91-3246	015-91-3240		015-91-3248	015-91-0248	015-91-5249	24
26	33.02	1.300	30.48	1.200	015-91-2260	015-91-6260	015-91-3267	015-91-0260	015-91-6262	015-91-3266	015-91-3260		015-91-3268	015-91-0268	015-91-5269	26
28	35.56	1.400	33.02	1.300	015-91-2280		015-91-3287	015-91-0280		015-91-3286	015-91-3280		015-91-3288	015-91-0288	015-91-5289	28
30	38.10	1.500	35.56	1.400	015-91-2300		015-91-3307	015-91-0300		015-91-3306	015-91-3300		015-91-3308	015-91-0308	015-91-5309	30
32	40.64	1.600	38.10	1.500	015-91-2320		015-91-3327	015-91-0320		015-91-3326	015-91-3320		015-91-3328	015-91-0328	015-91-5329	32
34	43.18	1.700	40.64	1.600	015-91-2340		015-91-3347	015-91-0340		015-91-3346	015-91-3340		015-91-3348	015-91-0348	015-91-5349	34
36	45.72	1.800	43.18	1.700	015-91-2360		015-91-3367	015-91-0360		015-91-3366	015-91-3360		015-91-3368	015-91-0368	015-91-5369	36
38	48.26	1.900	45.72	1.800	015-91-2380		015-91-3387	015-91-0380		015-91-3386	015-91-3380		015-91-3388	015-91-0388	015-91-5389	38
40	50.80	2.000	48.26	1.900	015-91-2400	015-91-6400	015-91-3407	015-91-0400	015-91-6402	015-91-3406	015-91-3400	015-91-6403	015-91-3408	015-91-0408	015-91-5409	40
42	53.34	2.100	50.80	2.000	015-91-2420		015-91-3427	015-91-0420		015-91-3426	015-91-3420		015-91-3428	015-91-0428	015-91-5429	42
44	55.88	2.200	53.34	2.100	015-91-2440		015-91-3447	015-91-0440		015-91-3446	015-91-3440		015-91-3448	015-91-0448	015-91-5449	44
46	58.42	2.300	55.88	2.200	015-91-2460		015-91-3467	015-91-0460		015-91-3466	015-91-3460		015-91-3468	015-91-0468	015-91-5469	46
48	60.96	2.400	58.42	2.300	015-91-2480		015-91-3487	015-91-0480		015-91-3486	015-91-3480		015-91-3488	015-91-0488	015-91-5489	48
50	63.50	2.500	60.96	2.400	015-91-2500	015-91-6500	015-91-3507	015-91-0500	015-91-6502	015-91-3506	015-91-3500	015-91-6503	015-91-3508	015-91-0508	015-91-5509	50
52	66.04	2.600	63.50	2.500	015-91-2520		015-91-3527	015-91-0520		015-91-3526	015-91-3520		015-91-3528	015-91-0528	015-91-5529	52
54	68.58	2.700	66.04	2.600	015-91-2540		015-91-3547	015-91-0540		015-91-3546	015-91-3540		015-91-3548	015-91-0548	015-91-5549	54
56	71.12	2.800	68.58	2.700	015-91-2560		015-91-3567	015-91-0560		015-91-3566	015-91-3560		015-91-3568	015-91-0568	015-91-5569	56
58	73.66	2.900	71.12	2.800	015-91-2580		015-91-3587	015-91-0580		015-91-3586	015-91-3580		015-91-3588	015-91-0588	015-91-5589	58
60	76.20	3.000	73.66	2.900	015-91-2600		015-91-3607	015-91-0600		015-91-3606	015-91-3600		015-91-3608	015-91-0608	015-91-5609	60
62	78.74	3.100	76.20	3.000	015-91-2620		015-91-3627	015-91-0620		015-91-3626	015-91-3620		015-91-3628	015-91-0628	015-91-5629	62
64	81.28	3.200	78.74	3.100	015-91-2640		015-91-3647	015-91-0640		015-91-3646	015-91-3640		015-91-3648	015-91-0648	015-91-5649	64
66	83.82	3.300	81.28	3.200	015-91-2660		015-91-3667	015-91-0660		015-91-3666	015-91-3660		015-91-3668	015-91-0668	015-91-5669	66
68	86.36	3.400	83.82	3.300	015-91-2680		015-91-3687	015-91-0680		015-91-3686	015-91-3680		015-91-3688	015-91-0688	015-91-5689	68
70	88.90	3.500	86.36	3.400	015-91-2700		015-91-3707	015-91-0700		015-91-3706	015-91-3700		015-91-3708	015-91-0708	015-91-5709	70
72	91.44	3.600	88.90	3.500	015-91-2720		015-91-3727	015-91-0720		015-91-3726	015-91-3720		015-91-3728	015-91-0728	015-91-5729	72
74	93.98	3.700	91.44	3.600	015-91-2740		015-91-3747	015-91-0740		015-91-3746	015-91-3740		015-91-3748	015-91-0748	015-91-5749	74
76	96.52	3.800	93.98	3.700	015-91-2760		015-91-3767	015-91-0760		015-91-3766	015-91-3760		015-91-3768	015-91-0768	015-91-5769	76
78	99.06	3.900	96.52	3.800	015-91-2780		015-91-3787	015-91-0780		015-91-3786	015-91-3780		015-91-3788	015-91-0788	015-91-5789	78
80	101.60	4.000	99.06	3.900	015-91-2800		015-91-3807	015-91-0800		015-91-3806	015-91-3800		015-91-3808	015-91-0808	015-91-5809	80
82	104.14	4.100	101.60	4.000	71308-0082		71308-0482	71308-0182		71308-0582	71308-0282		71308-0682	71308-1182	71308-1282	82
84	106.68	4.200	104.14	4.100	71308-0084		71308-0484	71308-0184		71308-0584	71308-0284		71308-0684	71308-1184	71308-1284	84
86	109.22	4.300	106.68	4.200	71308-0086		71308-0486	71308-0186		71308-0586	71308-0286		71308-0686	71308-1186	71308-1286	86
88	111.76	4.400	109.22	4.300	71308-0088		71308-0488	71308-0188		71308-0588	71308-0288		71308-0688	71308-1188	71308-1288	88
90	114.30	4.500	111.76	4.400	71308-0090		71308-0490	71308-0190		71308-0590	71308-0290		71308-0690	71308-1190	71308-1290	90
92	116.84	4.600	114.30	4.500	71308-0092		71308-0492	71308-0192		71308-0592	71308-0292		71308-0692	71308-1192	71308-1292	92
94	119.38	4.700	116.84	4.600	71308-0094		71308-0494	71308-0194		71308-0594	71308-0294		71308-0694	71308-1194	71308-1294	94
96	121.92	4.800	119.38	4.700	71308-0096		71308-0496	71308-0196		71308-0596	71308-0296		71308-0696	71308-1196	71308-1296	96
98	124.46	4.900	121.92	4.800	71308-0098		71308-0498	71308-0198		71308-0598	71308-0298		71308-0698	71308-1198	71308-1298	98
100	127.00	5.000	124.46	4.900	71308-0101		71308-0500	71308-0200		71308-0600	71308-0300		71308-0700	71308-1200	71308-1300	100

NO PEG VERSION

(SEE ALSO SHEET 3)

SEE SHEET 1
EC NO: UCP2009-2465 2009/08/04
DRWN:MKIPPER 2009/08/07
CH'KD:SSOUSEK 2009/08/10
APPR:FSMITH
DESCRIPTION
K3
REV

QUALITY SYMBOLS
▼=0
▽E=0

GENERAL TOLERANCES (UNLESS SPECIFIED)

	mm	INCH
4 PLACES	± ---	± ---
3 PLACES	± ---	± .005
2 PLACES	± 0.13	± .010
1 PLACE	± 0.25	± ---

ANGULAR ±1/2°

DRAFT WHERE APPLICABLE MUST REMAIN WITHIN DIMENSIONS

DIMENSION STYLE: MM/IN
SCALE
DESIGN UNITS: INCH
THIRD ANGLE PROJECTION

DRAWN BY	KMS	DATE 1999/10/15
CHECKED BY	KMS	DATE 1999/10/15
APPROVED BY	KMS	DATE 1999/10/15

TITLE: SALES ASSY INSULATOR DUAL ROW SMT W/BREAK-OFF .025SQ PIN GULLWING .100

molex MOLEX INCORPORATED

MATERIAL NO.: SEE TABLE
DOCUMENT NO.: SD-71308-001
SHEET NO.: 2 OF 6

SIZE C

THIS DRAWING CONTAINS INFORMATION THAT IS PROPRIETARY TO MOLEX INCORPORATED AND SHOULD NOT BE USED WITHOUT WRITTEN PERMISSION

		IN TAPE AND REEL WITH SHALLOW POCKET TAPE						BULK / IN TUBES		
PACKAGING SEE NOTE 4, SHT 1	4-8 CKT	TAPE-N-REEL W/ VAC CAPS	TAPE-N-REEL W/ VAC CAPS					BULK	BULK	
	10-100 CKT	TAPE-N-REEL W/ VAC CAPS	TAPE-N-REEL W/ VAC CAPS					TUBES	TUBES	
DIM. M ±0.25 MM		6.10 (.240)	6.10 (.240)					8.13 (.320)	13.59 (.535)	
PLATING		30 GOLD	15 GOLD					150 TIN	150 TIN	
DIM. H		2.54 (.100)	2.54 (.100)					4.57 (.180)	4.57 (.180)	
DIM. J		5.08 (.200)	5.08 (.200)					7.11 (.280)	7.11 (.280)	

CKTS	DIM. A		DIM. B		EDP NUMBER	EDP NUMBER	EDP NUMBER	EDP NUMBER	CKTS
	MM	IN	MM	IN					
04	5.08	.200	2.54	.100					04
06	7.62	.300	5.08	.200		015-91-6068			06
08	10.16	.400	7.62	.300		015-91-6088			08
10	12.70	.500	10.16	.400		015-91-6108	71308810	71308-8210	10
12	15.24	.600	12.70	.500					12
14	17.78	.700	15.24	.600	015-91-6148				14
16	20.32	.800	17.78	.700			71308816		16
18	22.86	.900	20.32	.800					18
20	25.40	1.000	22.86	.900					20
22	27.94	1.100	25.40	1.000					22
24	30.48	1.200	27.94	1.100					24
26	33.02	1.300	30.48	1.200					26
28	35.56	1.400	33.02	1.300					28
30	38.10	1.500	35.56	1.400					30
32	40.64	1.600	38.10	1.500					32
34	43.18	1.700	40.64	1.600					34
36	45.72	1.800	43.18	1.700					36
38	48.26	1.900	45.72	1.800					38
40	50.80	2.000	48.26	1.900					40
42	53.34	2.100	50.80	2.000					42
44	55.88	2.200	53.34	2.100					44
46	58.42	2.300	55.88	2.200					46
48	60.96	2.400	58.42	2.300					48
50	63.50	2.500	60.96	2.400					50
52	66.04	2.600	63.50	2.500					52
54	68.58	2.700	66.04	2.600					54
56	71.12	2.800	68.58	2.700					56
58	73.66	2.900	71.12	2.800					58
60	76.20	3.000	73.66	2.900					60
62	78.74	3.100	76.20	3.000					62
64	81.28	3.200	78.74	3.100					64
66	83.82	3.300	81.28	3.200					66
68	86.36	3.400	83.82	3.300					68
70	88.90	3.500	86.36	3.400					70
72	91.44	3.600	88.90	3.500					72
74	93.98	3.700	91.44	3.600					74
76	96.52	3.800	93.98	3.700					76
78	99.06	3.900	96.52	3.800					78
80	101.60	4.000	99.06	3.900					80
82	104.14	4.100	101.60	4.000					82
84	106.68	4.200	104.14	4.100					84
86	109.22	4.300	106.68	4.200					86
88	111.76	4.400	109.22	4.300					88
90	114.30	4.500	111.76	4.400					90
92	116.84	4.600	114.30	4.500					92
94	119.38	4.700	116.84	4.600					94
96	121.92	4.800	119.38	4.700					96
98	124.46	4.900	121.92	4.800					98
100	127.00	5.000	124.46	4.900					100

NO PEG VERSION

(ALSO SEE SHEET 2)

SEE SHEET 1
EC NO: UCP2009-2465 2009/08/04
DRWN:MKIPPER 2009/08/07
CH'KD:SSOUSEK 2009/08/10
APPR:FSMITH
DESCRIPTION
K3
REV

QUALITY SYMBOLS
▼=0
▽=0

GENERAL TOLERANCES (UNLESS SPECIFIED)

	mm	INCH
4 PLACES	± ---	± ---
3 PLACES	± ---	± .005
2 PLACES	± 0.13	± .010
1 PLACE	± 0.25	± ---

ANGULAR ±1/2°

DRAFT WHERE APPLICABLE MUST REMAIN WITHIN DIMENSIONS

DIMENSION STYLE: MM/IN
SCALE
DESIGN UNITS: INCH
THIRD ANGLE PROJECTION

DRAWN BY	KMS	DATE 1999/10/15
CHECKED BY	KMS	DATE 1999/10/15
APPROVED BY	KMS	DATE 1999/10/15

TITLE: SALES ASSY INSULATOR DUAL ROW SMT W/BREAK-OFF .025SQ PIN GULLWING .100

molex MOLEX INCORPORATED

MATERIAL NO.: SEE TABLE
DOCUMENT NO.: SD-71308-001
SHEET NO.: 3 OF 6

SIZE C

THIS DRAWING CONTAINS INFORMATION THAT IS PROPRIETARY TO MOLEX INCORPORATED AND SHOULD NOT BE USED WITHOUT WRITTEN PERMISSION

| | | |

PACKAGING SEE NOTE 4 SHT 1	4-8 CKT	BULK	TAPE-N-REEL W/ VAC CAPS	BULK	TAPE-N-REEL W/ VAC CAPS
	10-100 CKT	TUBES	TAPE-N-REEL W/ VAC CAPS	TUBES	TAPE-N-REEL W/ VAC CAPS
DIM. M ±0.25 MM		6.10 (.240)		6.10 (.240)	
PLATING		30 GOLD		150 TIN	
DIM. H		2.54 (.100)		2.54 (.100)	
DIM. J		5.08 (.200)		5.08 (.200)	

CKTS	DIM. A		DIM. B		DIM. C		EDP NUMBER	EDP NUMBER	EDP NUMBER	EDP NUMBER	EDP NUMBER	EDP NUMBER	EDP NUMBER	EDP NUMBER	CKTS
	MM	IN	MM	IN	MM	IN									
04	5.08	.200	2.54	.100	----	----	015-91-1048	015-91-6047							04
06	7.62	.300	5.08	.200	2.54	.100	015-91-1068	015-91-6067	71308-6106	71308-6206					06
08	10.16	.400	7.62	.300	5.08	.200	015-91-1088	015-91-6087	71308-6108	71308-6208					08
10	12.70	.500	10.16	.400	7.62	.300	015-91-1108	015-91-6107	71308-6110	71308-6210					10
12	15.24	.600	12.70	.500	10.16	.400	015-91-1128								12
14	17.78	.700	15.24	.600	12.70	.500	015-91-1148	015-91-6147							14
16	20.32	.800	17.78	.700	15.24	.600	015-91-1168	015-91-6167							16
18	22.86	.900	20.32	.800	17.78	.700	015-91-1188								18
20	25.40	1.000	22.86	.900	20.32	.800	015-91-1208	015-91-6207							20
22	27.94	1.100	25.40	1.000	22.86	.900	015-91-1228								22
24	30.48	1.200	27.94	1.100	25.40	1.000	015-91-1248								24
26	33.02	1.300	30.48	1.200	27.94	1.100	015-91-1268		71308-6126						26
28	35.56	1.400	33.02	1.300	30.48	1.200	015-91-1288								28
30	38.10	1.500	35.56	1.400	33.02	1.300	015-91-1308								30
32	40.64	1.600	38.10	1.500	35.56	1.400	015-91-1328								32
34	43.18	1.700	40.64	1.600	38.10	1.500	015-91-1348								34
36	45.72	1.800	43.18	1.700	40.64	1.600	015-91-1368								36
38	48.26	1.900	45.72	1.800	43.18	1.700	015-91-1388								38
40	50.80	2.000	48.26	1.900	45.72	1.800	015-91-1408	015-91-6407							40
42	53.34	2.100	50.80	2.000	48.26	1.900	015-91-1428								42
44	55.88	2.200	53.34	2.100	50.80	2.000	015-91-1448								44
46	58.42	2.300	55.88	2.200	53.34	2.100	015-91-1468								46
48	60.96	2.400	58.42	2.300	55.88	2.200	015-91-1488								48
50	63.50	2.500	60.96	2.400	58.42	2.300	015-91-1508	015-91-6507							50
52	66.04	2.600	63.50	2.500	60.96	2.400	015-91-1528								52
54	68.58	2.700	66.04	2.600	63.50	2.500	015-91-1548								54
56	71.12	2.800	68.58	2.700	66.04	2.600	015-91-1568								56
58	73.66	2.900	71.12	2.800	68.58	2.700	015-91-1588								58
60	76.20	3.000	73.66	2.900	71.12	2.800	015-91-1608								60
62	78.74	3.100	76.20	3.000	73.66	2.900	015-91-1628								62
64	81.28	3.200	78.74	3.100	76.20	3.000	015-91-1648								64
66	83.82	3.300	81.28	3.200	78.74	3.100	015-91-1668								66
68	86.36	3.400	83.82	3.300	81.28	3.200	015-91-1688								68
70	88.90	3.500	86.36	3.400	83.82	3.300	015-91-1708								70
72	91.44	3.600	88.90	3.500	86.36	3.400	015-91-1728								72
74	93.98	3.700	91.44	3.600	88.90	3.500	015-91-1748								74
76	96.52	3.800	93.98	3.700	91.44	3.600	015-91-1768								76
78	99.06	3.900	96.52	3.800	93.98	3.700	015-91-1788								78
80	101.60	4.000	99.06	3.900	96.52	3.800	015-91-1808								80
82	104.14	4.100	101.60	4.000	99.06	3.900	71308-6082								82
84	106.68	4.200	104.14	4.100	101.60	4.000	71308-6084								84
86	109.22	4.300	106.68	4.200	104.14	4.100	71308-6086								86
88	111.76	4.400	109.22	4.300	106.68	4.200	71308-6088								88
90	114.30	4.500	111.76	4.400	109.22	4.300	71308-6090								90
92	116.84	4.600	114.30	4.500	111.76	4.400	71308-6092								92
94	119.38	4.700	116.84	4.600	114.30	4.500	71308-6094								94
96	121.92	4.800	119.38	4.700	116.84	4.600	71308-6096								96
98	124.46	4.900	121.92	4.800	119.38	4.700	71308-6098								98
100	127.00	5.000	124.46	4.900	121.92	4.800	71308-6100								100

SHORT PEG VERSION (.055")

SEE SHEET 1
EC NO: UCP2009-2465 2009/08/04
DRWN:MKIPPER 2009/08/07
CH'KD:SSOUSEK 2009/08/10
APPR:FSMITH
DESCRIPTION
K3
REV

QUALITY SYMBOLS
▼=0
▽C=0

GENERAL TOLERANCES (UNLESS SPECIFIED)

	mm	INCH
4 PLACES	± ---	± ---
3 PLACES	± ---	± .005
2 PLACES	± 0.13	± .010
1 PLACE	± 0.25	± ---
ANGULAR ±1/2°		

DRAFT WHERE APPLICABLE MUST REMAIN WITHIN DIMENSIONS

DIMENSION STYLE: MM/IN
SCALE
DESIGN UNITS: INCH
THIRD ANGLE PROJECTION

		DATE
DRAWN BY	KMS	1999/10/15
CHECKED BY	KMS	1999/10/15
APPROVED BY	KMS	1999/10/15

TITLE
SALES ASSY INSULATOR
DUAL ROW SMT W/BREAK-OFF
.025SQ PIN GULLWING .100

MOLEX INCORPORATED

MATERIAL NO.: SEE TABLE
DOCUMENT NO.: SD-71308-001
SHEET NO.: 5 OF 6
SIZE: C

THIS DRAWING CONTAINS INFORMATION THAT IS PROPRIETARY TO MOLEX INCORPORATED AND SHOULD NOT BE USED WITHOUT WRITTEN PERMISSION

			PEG OPTION																			
			NO PEG VERSION							NO PEG VERSION			LONG PEG VERSION (.130")			SHORT PEG VERSION (.055")					
PACKAGING SEE NOTE 4, SHT 1	4-6 CKT	BULK	TAPE-N-REEL W/VAC CAPS	N/A		4-8 CKT	TAPE-N-REEL W/VAC CAPS	BULK	BULK	BULK	TAPE-N-REEL W/VAC CAPS	BULK	BULK	TAPE-N-REEL W/ VAC CAPS								
	8-100 CKT	TUBES	TAPE-N-REEL W/VAC CAPS	TUBES W/ VAC CAPS		10-100 CKT	TAPE-N-REEL W/VAC CAPS	TUBES	TUBES	TUBES	TAPE-N-REEL W/VAC CAPS	TUBES	BULK	TAPE-N-REEL W/ VAC CAPS								
DIM. M±0.25 MM		6.10 (.240)					8.13(.320)		13.59(.535)	6.10(.240)		8.13(.320)	6.10 (.240)									
PLATING		59 TIN					59 TIN		59 TIN	59 TIN		59 TIN	59 TIN									
DIM. H		2.54(.100)					4.57(.180)		4.57(.180)	2.54(.100)		4.57(.180)	2.54(.100)									
DIM. J		5.08(.200)					7.11(.280)		7.11(.280)	5.08(.200)		7.11(.280)	5.08(.200)									

CKTS	DIM. A		DIM. B		DIM. C		EDP NUMBER	EDP NUMBER	EDP NUMBER		EDP NUMBER	EDP NUMBER	EDP NUMBER	EDP NUMBER	EDP NUMBER	CKTS
	MM	IN	MM	IN	MM	IN										
04	5.08	.200	2.54	.100	---	---	71308-5404	71308-5504	N/A					71308-6404	71308-6504	71308-6604				04
06	7.62	.300	5.08	.200	2.54	.100	71308-5406	71308-5506	N/A					71308-6406	71308-6506	71308-6606	71308-6706	71308-6806		06
08	10.16	.400	7.62	.300	5.08	.200	71308-5408	71308-5508	71308-5608					71308-6408	71308-6508	71308-6608	71308-6708	71308-6808		08
10	12.70	.500	10.16	.400	7.62	.300	71308-5410	71308-5510	71308-5610			71308-5810	71308-5910	71308-6410	71308-6510	71308-6610	71308-6710	71308-6810		10
12	15.24	.600	12.70	.500	10.16	.400	71308-5412	71308-5512	71308-5612					71308-6412		71308-6612				12
14	17.78	.700	15.24	.600	12.70	.500	71308-5414	71308-5514	71308-5614					71308-6414	71308-6514	71308-6614				14
16	20.32	.800	17.78	.700	15.24	.600	71308-5416	71308-5516	71308-5616			71308-5816		71308-6416	71308-6516	71308-6616				16
18	22.86	.900	20.32	.800	17.78	.700	71308-5418		71308-5618					71308-6418		71308-6618				18
20	25.40	1.000	22.86	.900	20.32	.800	71308-5420	71308-5520	71308-5620					71308-6420		71308-6620				20
22	27.94	1.100	25.40	1.000	22.86	.900	71308-5422		71308-5622					71308-6422		71308-6622				22
24	30.48	1.200	27.94	1.100	25.40	1.000	71308-5424		71308-5624		71308-5724	71308-5824		71308-6424		71308-6624				24
26	33.02	1.300	30.48	1.200	27.94	1.100	71308-5426		71308-5626					71308-6426		71308-6626	71308-6726			26
28	35.56	1.400	33.02	1.300	30.48	1.200	71308-5428		71308-5628					71308-6428		71308-6628				28
30	38.10	1.500	35.56	1.400	33.02	1.300	71308-5430		71308-5630					71308-6430		71308-6630				30
32	40.64	1.600	38.10	1.500	35.56	1.400	71308-5432		71308-5632					71308-6432		71308-6632				32
34	43.18	1.700	40.64	1.600	38.10	1.500	71308-5434		71308-5634					71308-6434		71308-6634				34
36	45.72	1.800	43.18	1.700	40.64	1.600	71308-5436		71308-5636					71308-6436		71308-6636				36
38	48.26	1.900	45.72	1.800	43.18	1.700	71308-5438		71308-5638					71308-6438		71308-6638				38
40	50.80	2.000	48.26	1.900	45.72	1.800	71308-5440	71308-5540	71308-5640					71308-6440		71308-6640				40
42	53.34	2.100	50.80	2.000	48.26	1.900	71308-5442		71308-5642					71308-6442		71308-6642				42
44	55.88	2.200	53.34	2.100	50.80	2.000	71308-5444		71308-5644					71308-6444		71308-6644				44
46	58.42	2.300	55.88	2.200	53.34	2.100	71308-5446		71308-5646					71308-6446		71308-6646				46
48	60.96	2.400	58.42	2.300	55.88	2.200	71308-5448		71308-5648					71308-6448		71308-6648				48
50	63.50	2.500	60.96	2.400	58.42	2.300	71308-5450	71308-5550	71308-5650					71308-6450	71308-6550	71308-6650				50
52	66.04	2.600	63.50	2.500	60.96	2.400	71308-5452		71308-5652					71308-6452		71308-6652				52
54	68.58	2.700	66.04	2.600	63.50	2.500	71308-5454		71308-5654					71308-6454		71308-6654				54
56	71.12	2.800	68.58	2.700	66.04	2.600	71308-5456		71308-5656					71308-6456		71308-6656				56
58	73.66	2.900	71.12	2.800	68.58	2.700	71308-5458		71308-5658					71308-6458		71308-6658				58
60	76.20	3.000	73.66	2.900	71.12	2.800	71308-5460		71308-5660					71308-6460		71308-6660				60
62	78.74	3.100	76.20	3.000	73.66	2.900	71308-5462		71308-5662					71308-6462		71308-6662				62
64	81.28	3.200	78.74	3.100	76.20	3.000	71308-5464		71308-5664					71308-6464		71308-6664				64
66	83.82	3.300	81.28	3.200	78.74	3.100	71308-5466		71308-5666					71308-6466		71308-6666				66
68	86.36	3.400	83.82	3.300	81.28	3.200	71308-5468		71308-5668					71308-6468		71308-6668				68
70	88.90	3.500	86.36	3.400	83.82	3.300	71308-5470		71308-5670					71308-6470		71308-6670				70
72	91.44	3.600	88.90	3.500	86.36	3.400	71308-5472		71308-5672					71308-6472		71308-6672				72
74	93.98	3.700	91.44	3.600	88.90	3.500	71308-5474		71308-5674					71308-6474		71308-6674				74
76	96.52	3.800	93.98	3.700	91.44	3.600	71308-5476		71308-5676					71308-6476		71308-6676				76
78	99.06	3.900	96.52	3.800	93.98	3.700	71308-5478		71308-5678					71308-6478		71308-6678				78
80	101.60	4.000	99.06	3.900	96.52	3.800	71308-5480		71308-5680					71308-6480		71308-6680				80
82	104.14	4.100	101.60	4.000	99.06	3.900	71308-5482		71308-5682					71308-6482		71308-6682				82
84	106.68	4.200	104.14	4.100	101.60	4.000	71308-5484		71308-5684					71308-6484		71308-6684				84
86	109.22	4.300	106.68	4.200	104.14	4.100	71308-5486		71308-5686					71308-6486		71308-6686				86
88	111.76	4.400	109.22	4.300	106.68	4.200	71308-5488		71308-5688					71308-6488		71308-6688				88
90	114.30	4.500	111.76	4.400	109.22	4.300	71308-5490		71308-5690					71308-6490		71308-6690				90
92	116.84	4.600	114.30	4.500	111.76	4.400	71308-5492		71308-5692					71308-6492		71308-6692				92
94	119.38	4.700	116.84	4.600	114.30	4.500	71308-5494		71308-5694					71308-6494		71308-6694				94
96	121.92	4.800	119.38	4.700	116.84	4.600	71308-5496		71308-5696					71308-6496		71308-6696				96
98	124.46	4.900	121.92	4.800	119.38	4.700	71308-5498		71308-5698					71308-6498		71308-6698				98
100	127.00	5.000	124.46	4.900	121.92	4.800	71308-5500		71308-5700					71308-6500		71308-6700				100

59 TIN PLATE ASSEMBLIES

SEE SHEET 1
EC NO: UCP2009-2465 2009/08/04
DRWN:MKIPPER 2009/08/07
CHKD:SSOUSEK 2009/08/10
APPR:FSMITH
DESCRIPTION
K3
REV

QUALITY SYMBOLS
▼=0
▽C=0

GENERAL TOLERANCES (UNLESS SPECIFIED)

	mm	INCH
4 PLACES	± ---	± ---
3 PLACES	± ---	± .005
2 PLACES	± 0.13	± .010
1 PLACE	± 0.25	± ---

ANGULAR ±1/2°

DRAFT WHERE APPLICABLE MUST REMAIN WITHIN DIMENSIONS

DIMENSION STYLE: MM/IN
SCALE: 1:1
DESIGN UNITS: INCH
THIRD ANGLE PROJECTION

		DATE
DRAWN BY	KMS	1999/10/15
CHECKED BY	KMS	1999/10/15
APPROVED BY	KMS	1999/10/15

TITLE: SALES ASSY INSULATOR DUAL ROW SMT W/BREAK-OFF .025SQ PIN GULLWING .100

molex MOLEX INCORPORATED

MATERIAL NO.: SEE TABLE
DOCUMENT NO.: SD-71308-001
SHEET NO.: 6 OF 6

SIZE C

THIS DRAWING CONTAINS INFORMATION THAT IS PROPRIETARY TO MOLEX INCORPORATED AND SHOULD NOT BE USED WITHOUT WRITTEN PERMISSION