

O/E/N 68

MINIATURE POWER RELAY

- International Standard Foot Print
- Compact High Performance
- Direct PCB type
- Dust Protected / Sealed
- Special Contact gap of 1.5mm
- Suitable DIN Rail and PCB Sockets Available

SPECIFICATIONS

Contact Arrangement	: 2 Form A, 2 Form C
Contact Material	: Silver Alloy (Gold Flash)
Contact Rating	
Rated Voltage	: 230 V AC/24 VDC
Maximum Voltage	: 440 V AC/220 V DC
Maximum Continuous Current at 230VAC/24VDC	
2 Form A	: 8A
2 Form C	: 6A
Maximum Power Rating	
2 Form A	: 2000VA
2 Form C	: 1500VA
Nominal Coil Power	: 0.5W (approx)
Operating Power	: 0.4W (approx)
Life Expectancy	
Mechanical	: 10^7 operations
Electrical 2 From A	: 10^5 operations
2 From C	: 1.2 x 10^5 operations
Contact Resistance (Initial)	: 50 milli Ohms
Dielectric Strength	
Between Contacts & Coil	: 4000 VRMS
Between Open Contact	: 1600 VRMS
Insulation Resistance	: 500 Meg.Ohms at 500VDC,25^{0}C,RH50
Operate time at Nominal Voltage	: 10 milli sec.(Typ)*
Release time at Nominal Voltage	: 2.7 milli sec.(Typ)*
Ambient Temperature	: –40^{0}C to +70^{0}C
Weight	: 20 gms (approx)

For Suitable Sockets Refer Socket Section

Typical applications

Industrial Electronics, PLCs, Timers, Office Automation, UPS, Home Appliances

***With suitable overdrive circuit**

All dimensions are in mm. Specifications subject to change without notice. Tolerance unless otherwise specified is ± 10%

COIL DATA

Nominal Voltage VDC	Pick-up Voltage VDC (Max)		Coil Resistance at 20^{0}Ohms ± 10%	
	2 Form C	2 Form A	2 Form C	2 Form A
6	5	4.5	70	70
12	10	9.0	175	185
24	20	18	700	700
48	40	36	2400	2800

DRILLING PATTERN

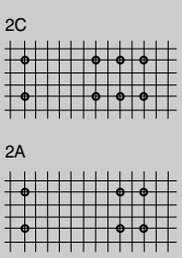

HOW TO ORDER

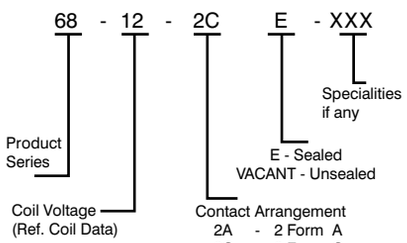

CIRCUIT DIAGRAMS

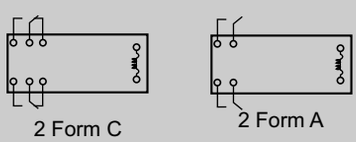

Limiting Curve for Power Load

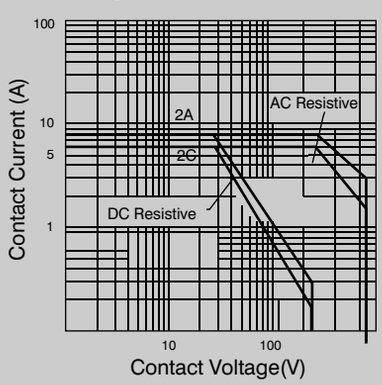

DIMENSIONS

