FEATURES :

- 15 Watt Package
- 2:1Wide Input Voltage
- 100% Burned In
- High Efficiency To 86%
- Customized Solutions Available
- Remote Control:On/Off
- UL94V-0 Package Material
- Operating Temperature:-40℃ TO +85℃
- 3 Years Warranty

YUAN DEAN SCIENTIFIC

DC-DC Converter

67D-R3 SERIES

15Watt 1.5KV Isolated

2 : 1 Input Voltage Range

Single & Dual Output

2" x 1"



Specifications typical at TA=25°C, nominal input voltage and rated output current unless otherwise specified

Part Number	Input Voltage	Input Current		Output Voltage	Output Current	Efficiency	Capacitor Load
	Vdc	No-Load (mA TYP)	Full Load (mA TYP)	Vdc	Full Load (mA)	%TYP	uF MAX
67D-12S03R3	9-18	70	1310	3.3	4000	84	1500
67D-12S05R3	9-18	70	1453	5	3000	86	1500
67D-12S12R3	9-18	30	1453	12	1250	86	120
67D-12S15R3	9-18	30	1453	15	1000	86	120
67D-12D05R3	9-18	70	1488	±5	±1500	84	±1000
67D-12D12R3	9-18	30	1454	±12	±625	86	±120
67D-12D15R3	9-18	30	1454	±15	±500	86	±120
67D-24S03R3	18-36	70	655	3.3	4000	84	3300
67D-24S05R3	18-36	70	727	5	3000	86	3300
67D-24S12R3	18-36	30	727	12	1250	86	330
67D-24S15R3	18-36	30	727	15	1000	86	330
67D-24D05R3	18-36	70	744	±5	±1500	84	±2000
67D-24D12R3	18-36	30	727	±12	±625	86	±330
67D-24D15R3	18-36	30	727	±15	±500	86	±330
67D-48S03R3	36-75	40	327	3.3	4000	84	5600
67D-48S05R3	36-75	40	363	5	3000	86	5600
67D-48S12R3	36-75	30	363	12	1250	86	680
67D-48S15R3	36-75	30	363	15	1000	86	680
67D-48D05R3	36-75	40	372	±5	±1500	84	±3300
67D-48D12R3	36-75	30	368	±12	±625	85	±220
67D-48D15R3	36-75	30	368	±15	±500	85	±220

Input Specifications

Parameters	Conditions	Min	Typ	Max	Units
Voltage Types				2:1	
Filter	Pi TYPE				

Temperature Derating Graph

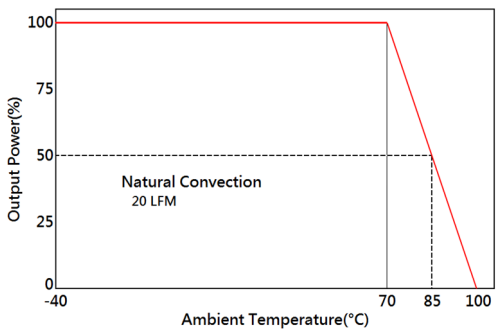

www.yds.com.tw
TEL：886-6-3842899 FAX：886-6-3843288
E-MAIL：ydsweb@yds.com.tw
Rev:o 2018/10/31

Output Specifications

Parameters	Conditions	Min	Typ	Max	Units
Voltage Tolerance	Full load@Vin(nom.)			±2	%
Short Circuit Protection	Hiccup, automatic recovery				
Line Regulation				±0.5	%
Load Regulation	Single Dual (Balance Load)			±0.5 ±1.0	%
Cross Regulation	DUAL (25% to 100% Load)			±5	%
Ripple & Noise	Output:3-15V TYPES BW=DC To 20MHz			100	mVp-p
	Output > 15V TYPES BW=DC To 20MHz			1% of Vout	mVp-p
Transient response setting time	25% load step change		300		us

General Specifications

Parameters	Conditions	Min	Typ	Max	Units
Isolation Voltage			1500		Vdc
Isolation Resistance	500Vdc	1000			MΩ
Switching Frequency			300		KHz
Operating Temperature	With derating	-40		85	℃
Storage Temperature		-55		125	℃
Humidity	Non Condensing	5		95	%
Cooling	Natural Convection (20LFM)				
Case material	Nickel coated copper with no-conductive base				
MTBF	MIL-HDBK-217F@25℃	$2.318x10^6$			Hours
Weight			32.6		g
Dimensions			50.8x25.4x10.6		mm

Dimensions

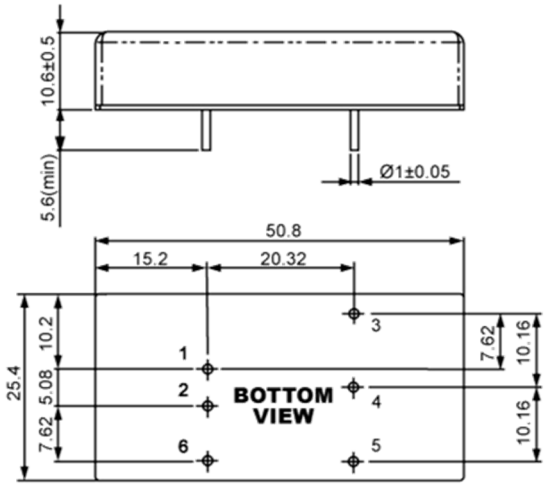

UNIT : mm
Tolerances : XX.X ±0.5, XX.XX±0.25

Part Number

67D - 12 S 03 R 3
A B C D E F

A: Series
B: Input Voltage
C: Single Output(S), Dual (D)
D: Output Voltage
E: Regulated(R)
F: Package

Recommended Test Circuit

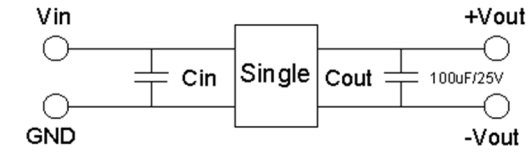

24V&48V:Cin 10uF,100V

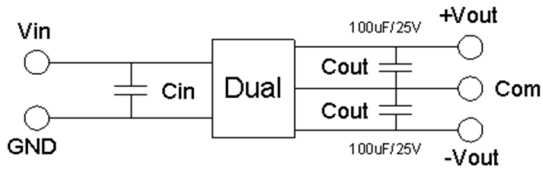

24V & 48V :Cin 10uF,100V

PIN Assignment

Pin	1	2	3	4	5	6
Single	+Vin	-Vin	+Vout	Trim	-Vout	Remote On/Off
Dual	+Vin	-Vin	+Vout	Com	-Vout	Remote On/Off

www.yds.com.tw
TEL : 886-6-3842899 FAX : 886-6-3843288
E-MAIL : ydsweb@yds.com.tw
Rev:o 2018/10/31