THIS DRAWING IS UNPUBLISHED. RELEASED FOR PUBLICATION 2004
© COPYRIGHT 2004 BY - ALL RIGHTS RESERVED.

LOC	DIST
AD	00

REVISIONS

P	LTR	DESCRIPTION	DATE	DWN	APVD
	B	REVISED PER ECO-12-000118	17JAN12	KH	DY

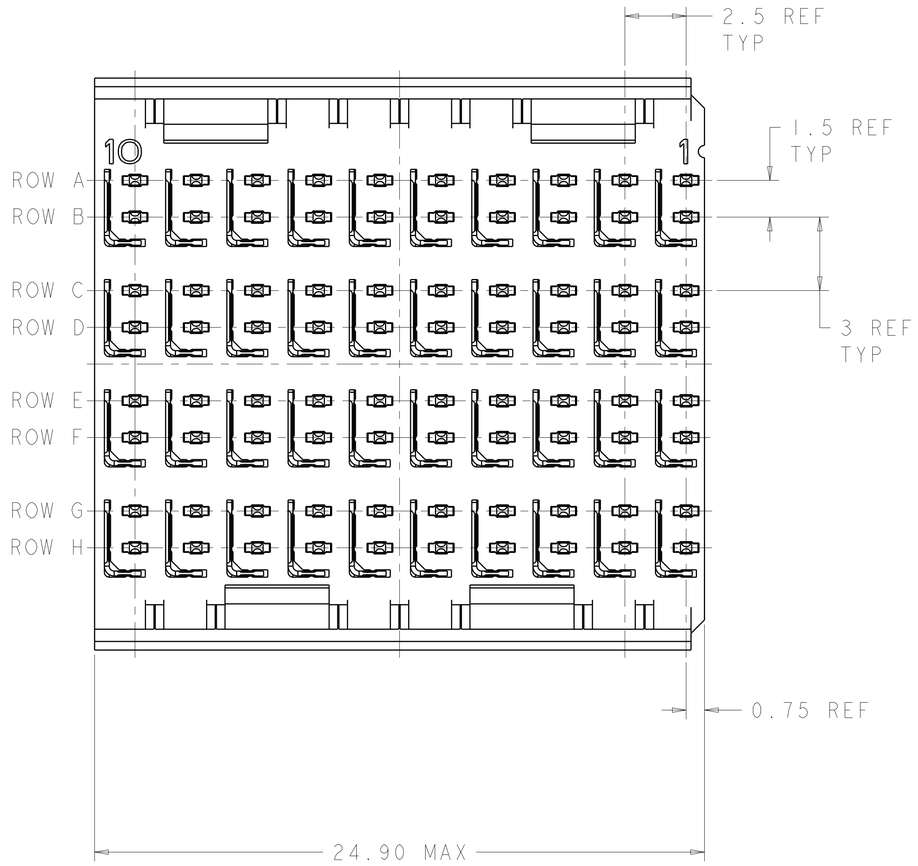

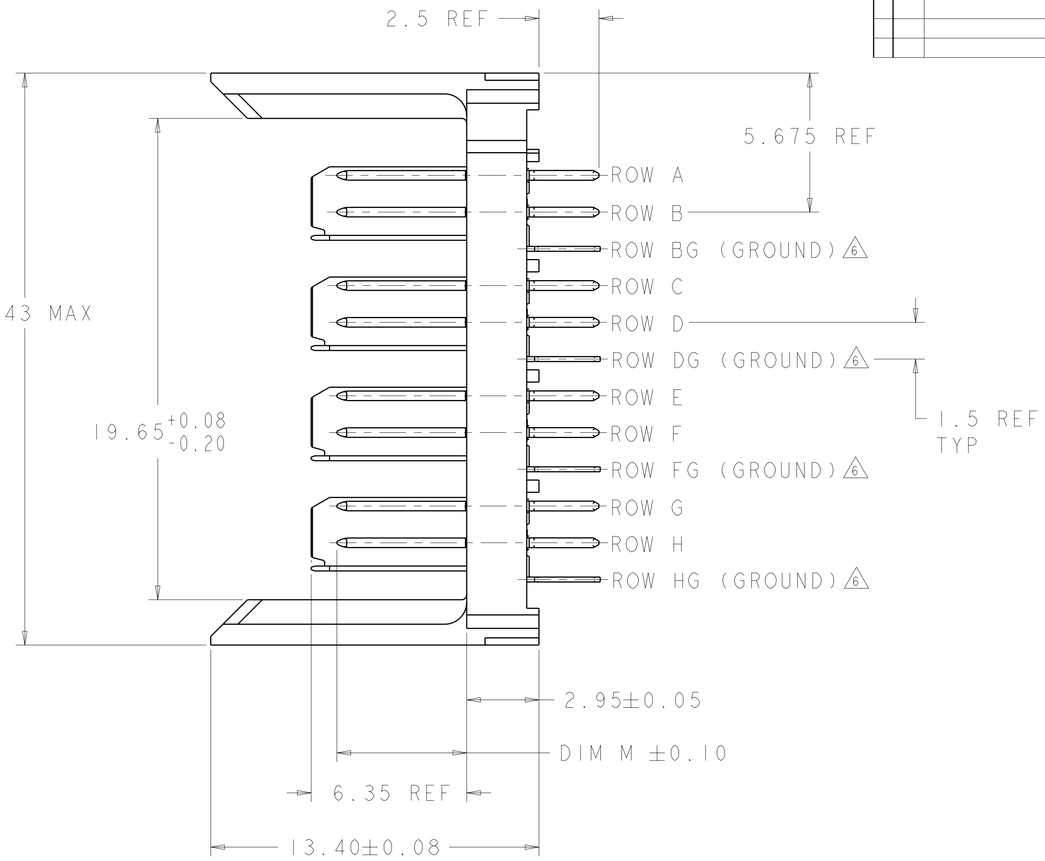

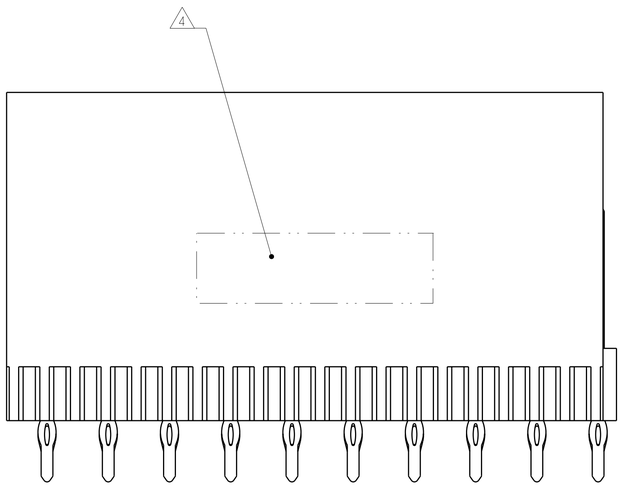

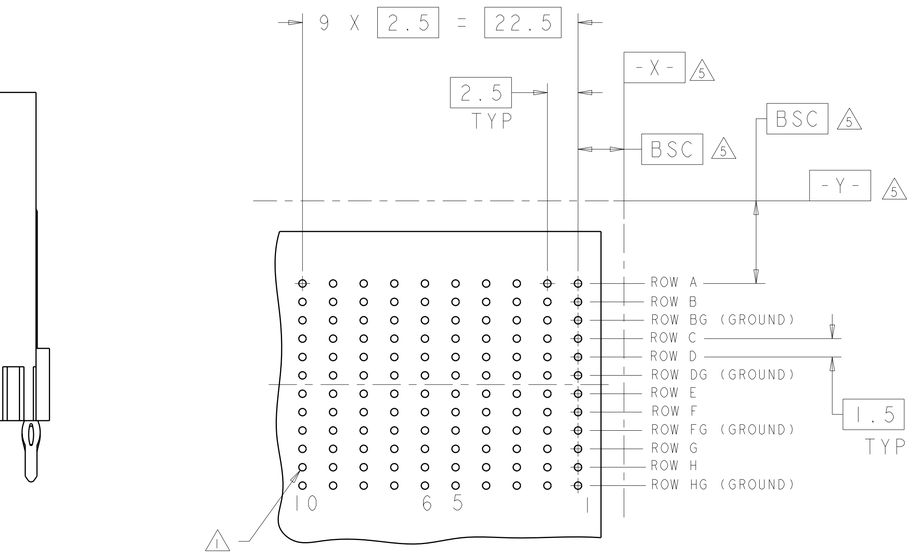

RECOMMENDED PC BOARD LAYOUT, BACKPLANE, COMPONENT SIDE SHOWN
SCALE 4:1

1. REFERENCE APPLICATION SPEC 114-13059 FOR RECOMMENDED PLATED THRU HOLE DIAMETER AND PLATING THICKNESSES.
2. MATERIAL:
   CONTACT AND SHIELD - PHOSPHOR BRONZE
   HOUSING - GLASS FILLED POLYESTER. UL 94V-0.
3. FINISH: SIGNAL AND GROUND CONTACTS:
   MATING AREA: MEETS THE PERFORMANCE REQUIREMENTS OF PRODUCT SPECIFICATION 108-2055; BASED ON TELCORDIA GR-1217-CORE, APPLICATIONS IN UNCONTROLLED ENVIRONMENTS
   COMPLIANT PIN AREA: 0.5µm MIN MATTE TIN OVER BASE PLATING
4. CONNECTOR MARKED WITH PART NUMBER AND DATE CODE.
5. DATUMS AND BASIC DIMENSIONS ESTABLISHED BY CUSTOMER.
6. THE FOUR GROUNDS IN EACH COLUMN ARE COMMONED.
7. CONTACT AREA LUBRICATED WITH BELLCORE APPROVED LUBRICANT. TECHNICAL REFERANCE: GR-1217-CORE, ISSUE 1, NOVEMBER 1995.

DIM M	PART NUMBER
3.80	6469002-2
5.30	6469002-1

THIS DRAWING IS A CONTROLLED DOCUMENT.

DIMENSIONS: mm

TOLERANCES UNLESS OTHERWISE SPECIFIED:
0 PLC ±
1 PLC ±
2 PLC ±
3 PLC ±
4 PLC ±
ANGLES ±

MATERIAL - 2
FINISH - 3

DWN S. J. MAGARO 17JUN2004
CHK R. A. PATTERSON 17JUN2004
APVD R. PATTERSON 16AUG2007
PRODUCT SPEC -
APPLICATION SPEC -
WEIGHT -

TE Connectivity

NAME HEADER ASSEMBLY, 4 PAIR, 2.5mm TAIL, 25mm HMZd

SIZE	CAGE CODE	DRAWING NO	RESTRICTED TO
A1	00779	C-6469002	-

CUSTOMER DRAWING | SCALE 3:1 | SHEET 1 OF 1 | REV B

4805 (3/11)
Pro/ENGINEER DRAWING