THIS DRAWING IS UNPUBLISHED. RELEASED FOR PUBLICATION -,- .
© COPYRIGHT - By - ALL RIGHTS RESERVED.

LOC	DIST
CM	00

REVISIONS

P	LTR	DESCRIPTION	DATE	DWN	APVD
	N	REVISED PER ECO-12-007492	03AUG12	KH	SM

YES	71.12[2.800]	28	5-640440-8
YES	68.58[2.700]	27	5-640440-7
YES	66.04[2.600]	26	5-640440-6
YES	63.50[2.500]	25	5-640440-5
YES	60.96[2.400]	24	5-640440-4
YES	58.42[2.300]	23	5-640440-3
YES	55.88[2.200]	22	5-640440-2
YES	53.34[2.100]	21	5-640440-1
YES	50.80[2.000]	20	5-640440-0
YES	48.26[1.900]	19	4-640440-9
YES	45.72[1.800]	18	4-640440-8
YES	43.18[1.700]	17	4-640440-7
YES	40.64[1.600]	16	4-640440-6
YES	38.10[1.500]	15	4-640440-5
YES	35.56[1.400]	14	4-640440-4
YES	33.02[1.300]	13	4-640440-3
YES	30.48[1.200]	12	4-640440-2
YES	27.94[1.100]	11	4-640440-1
YES	25.40[1.000]	10	4-640440-0
YES	22.86[.900]	9	3-640440-9
YES	20.32[.800]	8	3-640440-8
YES	17.78[.700]	7	3-640440-7
YES	15.24[.600]	6	3-640440-6
YES	12.70[.500]	5	3-640440-5
YES	10.16[.400]	4	3-640440-4
YES	7.62[.300]	3	3-640440-3
YES	5.08[.200]	2	3-640440-2
~~NO~~	~~71.12[2.800]~~	~~28~~	~~2-640440-8~~ SUP BY 5-640440-8 △7
~~NO~~	~~68.58[2.700]~~	~~27~~	~~2-640440-7~~ SUP BY 5-640440-7 △7
NO	66.04[2.600]	26	2-640440-6
~~NO~~	~~63.50[2.500]~~	~~25~~	~~2-640440-5~~ SUP BY 5-640440-5 △7
NO	60.96[2.400]	24	2-640440-4
NO	58.42[2.300]	23	~~2-640440-3~~ OBSOLETE
~~NO~~	~~55.88[2.200]~~	~~22~~	~~2-640440-2~~ SUP BY 5-640440-2 △7
NO	53.34[2.100]	21	2-640440-1
NO	50.80[2.000]	20	2-640440-0
NO	48.26[1.900]	19	1-640440-9
NO	45.72[1.800]	18	1-640440-8
NO	43.18[1.700]	17	1-640440-7
NO	40.64[1.600]	16	1-640440-6
NO	38.10[1.500]	15	1-640440-5
NO	35.56[1.400]	14	1-640440-4
NO	33.02[1.300]	13	1-640440-3
NO	30.48[1.200]	12	1-640440-2
NO	27.94[1.100]	11	1-640440-1
NO	25.40[1.000]	10	1-640440-0
NO	22.86[.900]	9	640440-9
NO	20.32[.800]	8	640440-8
NO	17.78[.700]	7	640440-7
NO	15.24[.600]	6	640440-6
NO	12.70[.500]	5	640440-5
NO	10.16[.400]	4	640440-4
NO	7.62[.300]	3	640440-3
NO	5.08[.200]	2	640440-2
LEADFREE	DIM A	NO. OF CIRCUITS	PART NO.

△1 MATERIAL: CONNECTOR – NYLON UL94V-2.
CONTACTS – 0.30[.012] THICK COPPER ALLOY
BRIGHT TIN-LEAD .00203[.000080] MIN THICKNESS
FOR 640440-2 THRU 2-640440-8.
MATTE WHISKER MITIGATED TIN .00203[.000080] MIN THICKNESS OVER
NICKEL UNDERPLATE FOR 3-640440-2 THRU 5-640440-8.

2 CONTACTS ACCEPT 22 AWG WIRE WITH 1.52[.060] MAX INSULATION DIAMETER.

3 CONTACTS MUST ACCEPT 0.64±0.03[.025±.001] POST AND REMAIN LOCKED IN POSITION.

△4 IDENTIFICATION NUMBER FOR LAST CIRCUIT MAY NOT APPEAR ON ALL ASSEMBLIES.

5 DIMENSIONS IN BRACKETS ARE IN INCHES.

6 HOUSING FEATURES ARE: CLOSED END WITH LOCKING RAMP.

△7 OBSOLETE PARTS: OBSOLETE CIS STREAMLINING PER D.RENAUD/D.SINISI

8 RED COLOR STRIPE ON HOUSING (NOT SHOWN) MAY RUN DOWN BETWEEN RIBS.

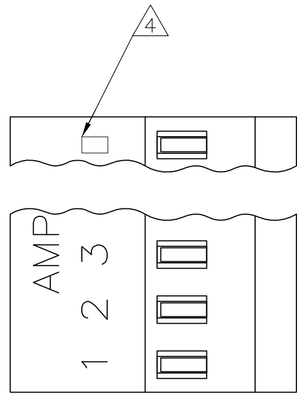

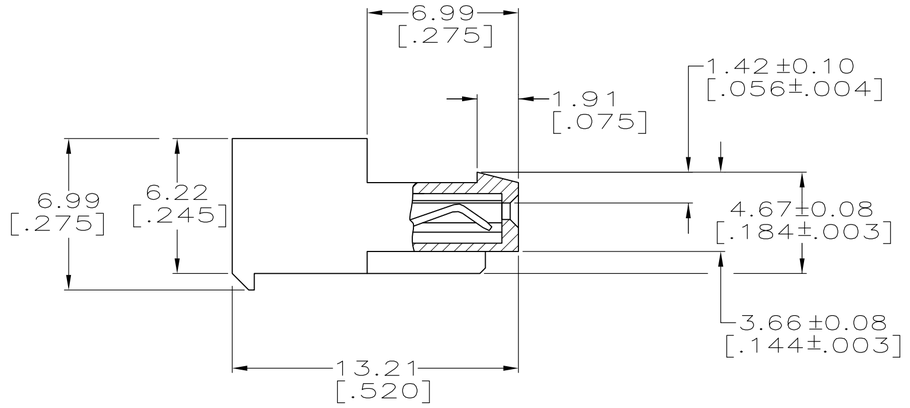

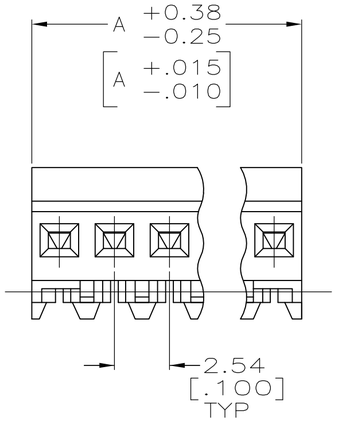

METRIC

THIS DRAWING IS A CONTROLLED DOCUMENT.		DWN S. CARPENTER 09JUN2003	TE Connectivity
DIMENSIONS: INCHES	TOLERANCES UNLESS OTHERWISE SPECIFIED: 0 PLC ± 1 PLC ± 2 PLC ± 3 PLC ± 0.13 [.005] 4 PLC ± ANGLES ±	CHK D. BOSSI 09JUN2003	NAME MTA 100 CONNECTOR ASSEMBLY, 22 AWG, STANDARD
		APVD D. BOSSI 09JUN2003	
		PRODUCT SPEC 108-1050	
		APPLICATION SPEC 114-1019	SIZE A2 / CAGE CODE 00779 / DRAWING NO C-640440 / RESTRICTED TO —
MATERIAL △1	FINISH △1	WEIGHT	
		CUSTOMER DRAWING	SCALE 5:1 / SHEET 1 OF 1 / REV N

640440

1471-9 (3/11)