Ordering number : EN6559C

5LN01SP

N-Channel Small Signal MOSFET
50V, 0.1A, 7.8Ω, Single SPA

ON Semiconductor®

http://onsemi.com

Features

- Low ON-resistance
- Ultrahigh-speed switching
- 1.5V drive

Specifications

Absolute Maximum Ratings at Ta=25°C

Parameter	Symbol	Conditions	Value	Unit
Drain to Source Voltage	V_{DSS}		50	V
Gate to Source Voltage	V_{GSS}		±10	V
Drain Current (DC)	I_D		0.1	A
Drain Current (Pulse)	I_{DP}	PW≤10μs, duty cycle≤1%	0.4	A
Power Dissipation	P_D		0.25	W
Junction Temperature	Tj		150	°C
Storage Temperature	Tstg		−55 to +150	°C

This product is designed to "ESD immunity < 200V*", so please take care when handling.
* Machine Model

Stresses exceeding those listed in the Maximum Ratings table may damage the device. If any of these limits are exceeded, device functionality should not be assumed, damage may occur and reliability may be affected.

Package Dimensions

unit : mm (typ)
7524-007

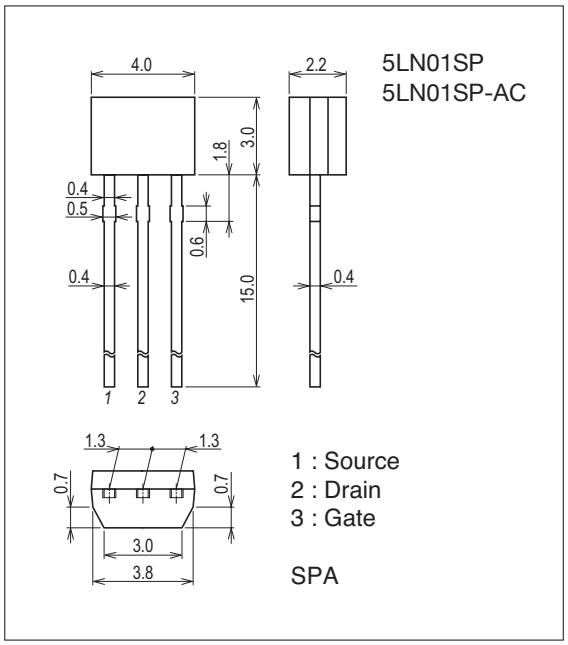

Ordering & Package Information

Device	Package	Shipping	memo
5LN01SP	SPA SC-72	500pcs./bag	Pb-Free
5LN01SP-AC	SPA SC-72	2,500pcs./box	

Marking

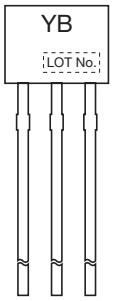

Electrical Connection

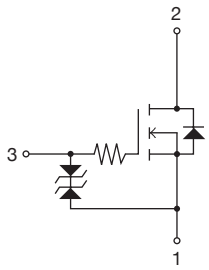

Electrical Characteristics at Ta=25°C

Parameter	Symbol	Conditions	Value			Unit
			min	typ	max	
Drain to Source Breakdown Voltage	$V_{(BR)DSS}$	I_D=1mA, V_{GS}=0V	50			V
Zero-Gate Voltage Drain Current	I_{DSS}	V_{DS}=50V, V_{GS}=0V			10	μA
Gate to Source Leakage Current	I_{GSS}	V_{GS}=±8V, V_{DS}=0V			±10	μA
Gate Threshold Voltage	$V_{GS}(th)$	V_{DS}=10V, I_D=100μA	0.4		1.3	V
Forward Transconductance	g_{FS}	V_{DS}=10V, I_D=50mA	0.13	0.18		S
Static Drain to Source On-State Resistance	$R_{DS}(on)1$	I_D=50mA, V_{GS}=4V		6	7.8	Ω
	$R_{DS}(on)2$	I_D=30mA, V_{GS}=2.5V		7.1	9.9	Ω
	$R_{DS}(on)3$	I_D=10mA, V_{GS}=1.5V		10	20	Ω
Input Capacitance	Ciss	V_{DS}=10V, f=1MHz		6.6		pF
Output Capacitance	Coss			4.7		pF
Reverse Transfer Capacitance	Crss			1.7		pF
Turn-ON Delay Time	$t_d(on)$	See specified Test Circuit.		18		ns
Rise Time	t_r			42		ns
Turn-OFF Delay Time	$t_d(off)$			190		ns
Fall Time	t_f			105		ns
Total Gate Charge	Qg	V_{DS}=10V, V_{GS}=10V, I_D=100mA		1.57		nC
Gate to Source Charge	Qgs			0.20		nC
Gate to Drain "Miller" Charge	Qgd			0.32		nC
Forward Diode Voltage	V_{SD}	I_S=100mA, V_{GS}=0V		0.85	1.2	V

Product parametric performance is indicated in the Electrical Characteristics for the listed test conditions, unless otherwise noted. Product performance may not be indicated by the Electrical Characteristics if operated under different conditions.

Switching Time Test Circuit

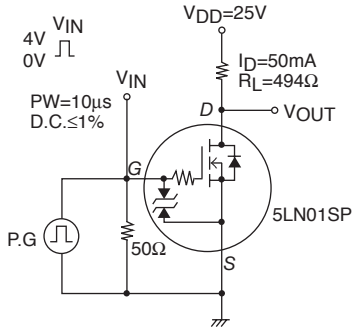

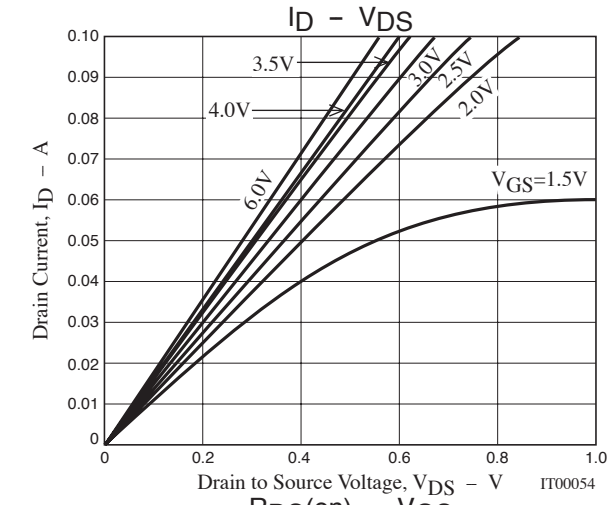
ID – VDS
3.5V
4.0V
6.0V
3.0V
2.5V
2.0V
VGS=1.5V
Drain Current, ID – A
Drain to Source Voltage, VDS – V
IT00054

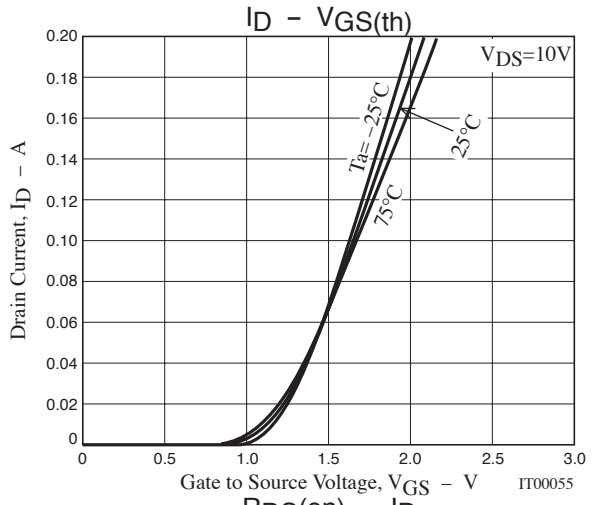
ID – VGS(th)
VDS=10V
Ta=–25°C
25°C
75°C
Drain Current, ID – A
Gate to Source Voltage, VGS – V
IT00055

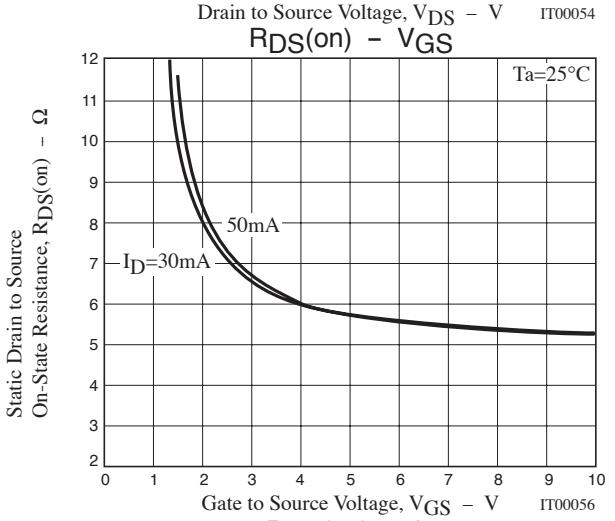
RDS(on) – VGS
Ta=25°C
50mA
ID=30mA
Static Drain to Source
On-State Resistance, RDS(on) – Ω
Gate to Source Voltage, VGS – V
IT00056

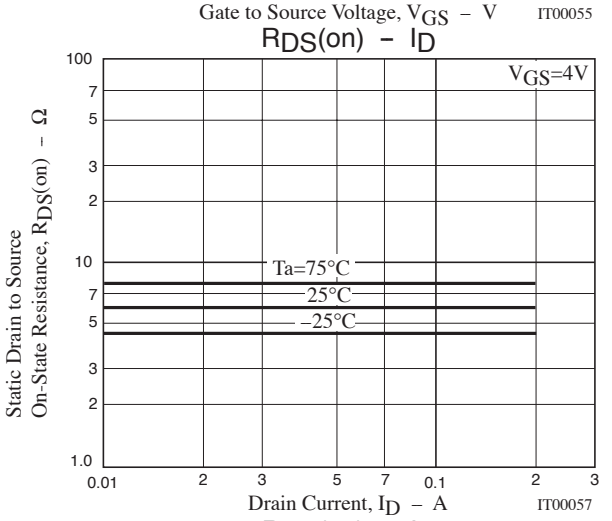
RDS(on) – ID
VGS=4V
Ta=75°C
25°C
–25°C
Static Drain to Source
On-State Resistance, RDS(on) – Ω
Drain Current, ID – A
IT00057

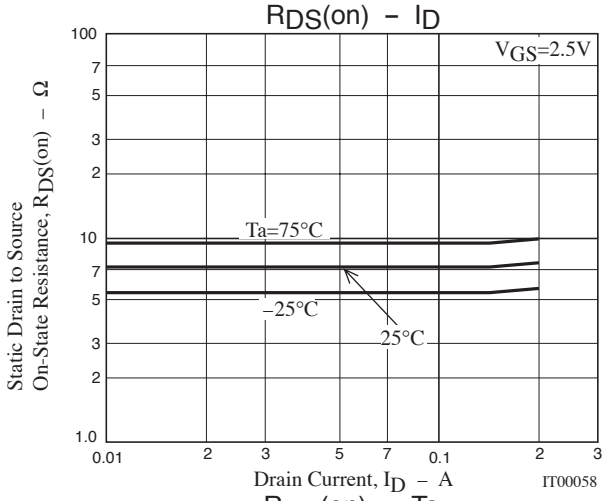
RDS(on) – ID
VGS=2.5V
Ta=75°C
–25°C
25°C
Static Drain to Source
On-State Resistance, RDS(on) – Ω
Drain Current, ID – A
IT00058

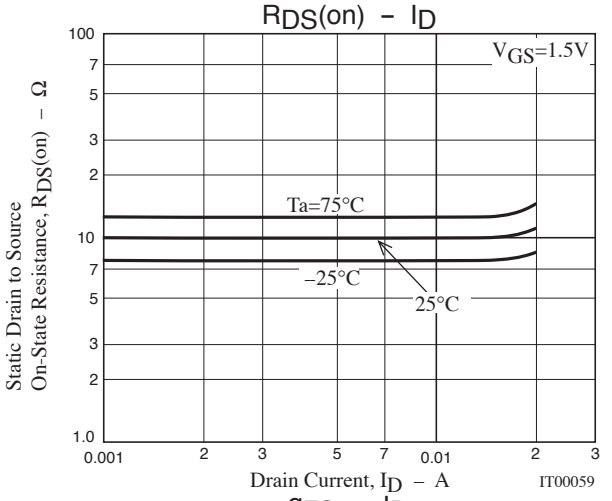
RDS(on) – ID
VGS=1.5V
Ta=75°C
–25°C
25°C
Static Drain to Source
On-State Resistance, RDS(on) – Ω
Drain Current, ID – A
IT00059

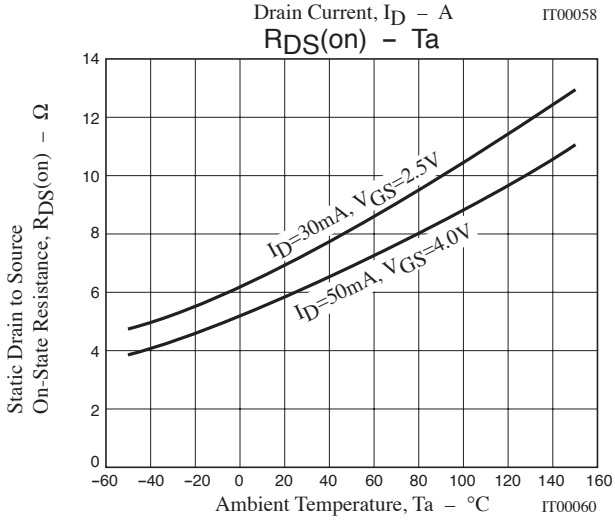
RDS(on) – Ta
ID=30mA, VGS=2.5V
ID=50mA, VGS=4.0V
Static Drain to Source
On-State Resistance, RDS(on) – Ω
Ambient Temperature, Ta – °C
IT00060

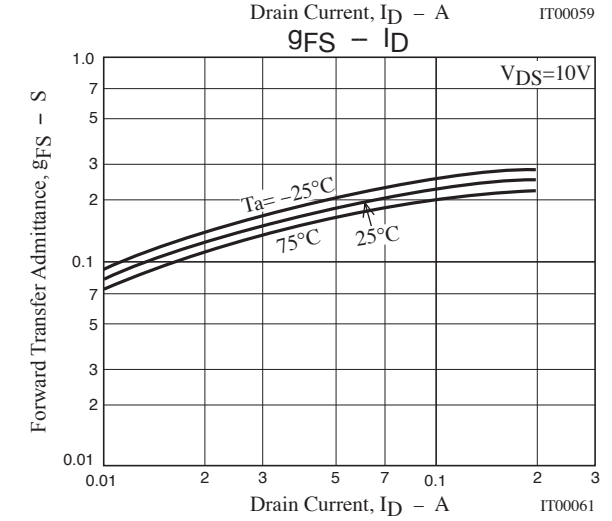
gFS – ID
VDS=10V
Ta=–25°C
75°C
25°C
Forward Transfer Admittance, gFS – S
Drain Current, ID – A
IT00061

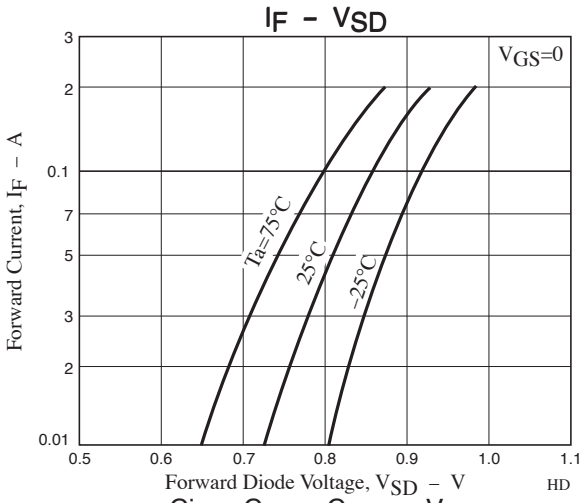
IF – VSD
VGS=0
Ta=75°C
25°C
–25°C
Forward Current, IF – A
Forward Diode Voltage, VSD – V
HD

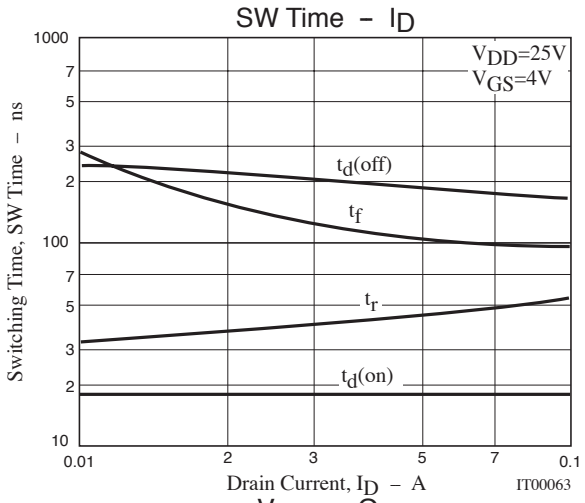
SW Time – ID
VDD=25V
VGS=4V
td(off)
tf
tr
td(on)
Switching Time, SW Time – ns
Drain Current, ID – A
IT00063

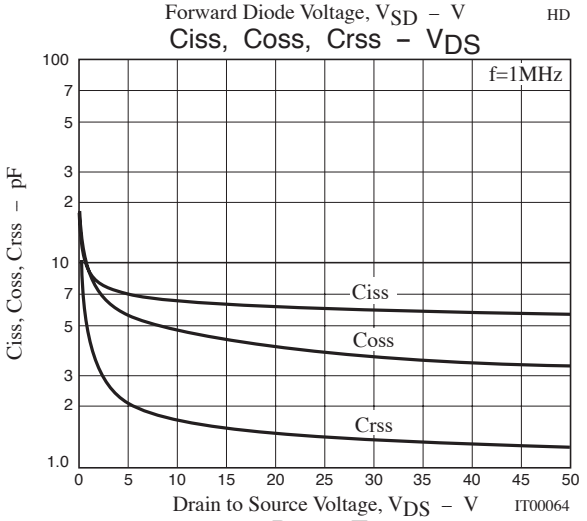
Ciss, Coss, Crss – VDS
f=1MHz
Ciss
Coss
Crss
Ciss, Coss, Crss – pF
Drain to Source Voltage, VDS – V
IT00064

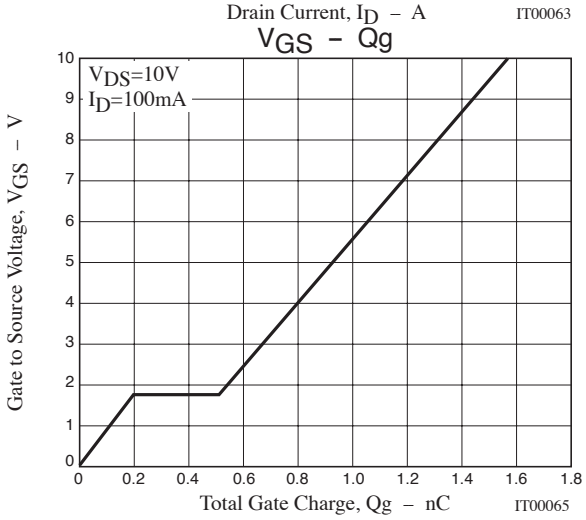
VGS – Qg
VDS=10V
ID=100mA
Gate to Source Voltage, VGS – V
Total Gate Charge, Qg – nC
IT00065

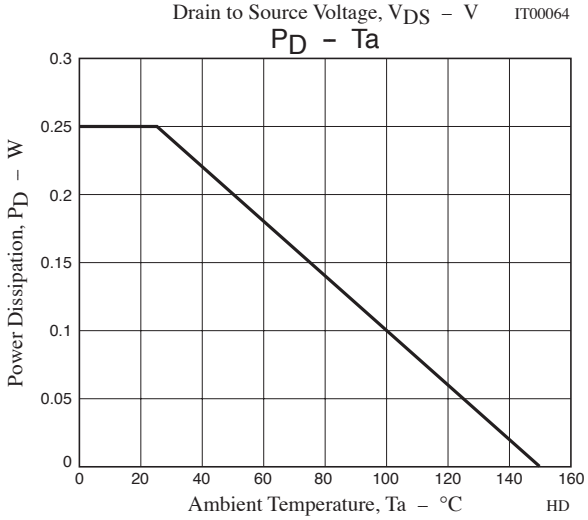
PD – Ta
Power Dissipation, PD – W
Ambient Temperature, Ta – °C
HD

Outline Drawing

5LN01SP-AC

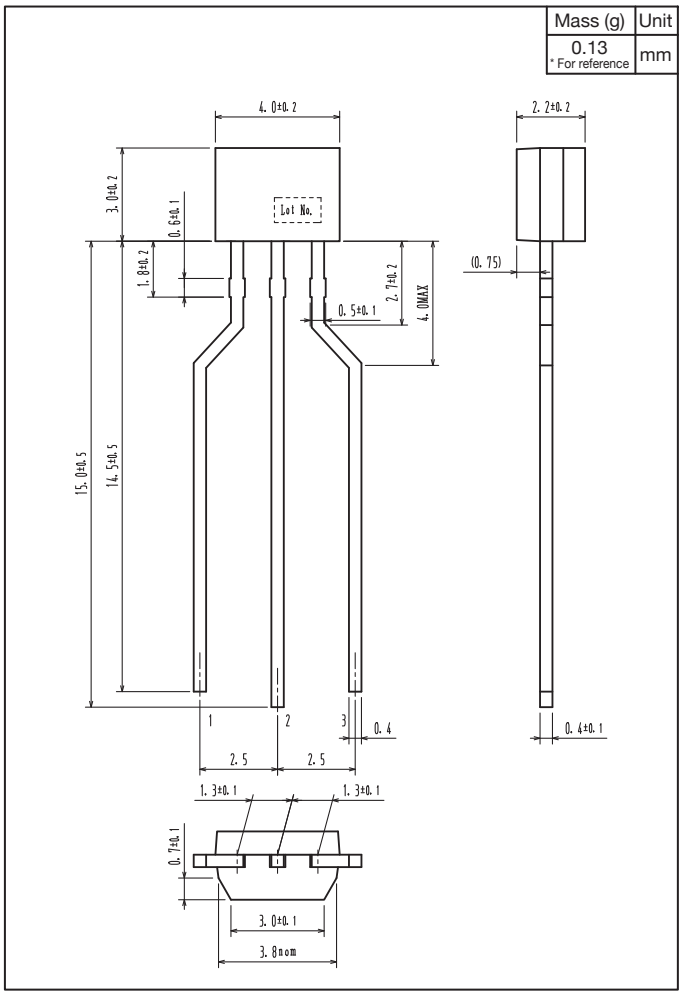

Outline Drawing

5LN01SP

Mass (g)	Unit
0.13 * For reference	mm

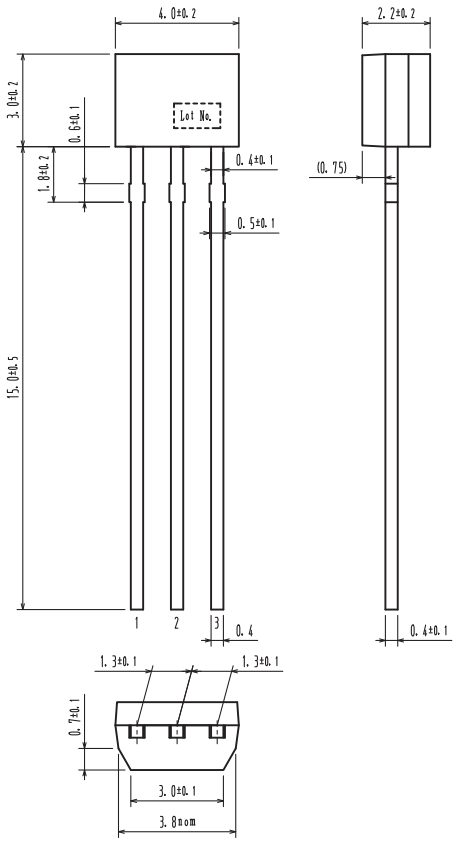

Note on usage : Since the 5LN01SP is a MOSFET product, please avoid using this device in the vicinity of highly charged objects.

ON Semiconductor and the ON logo are registered trademarks of Semiconductor Components Industries, LLC (SCILLC). SCILLC owns the rights to a number of patents, trademarks, copyrights, trade secrets, and other intellectual property. A listing of SCILLC's product/patent coverage may be accessed at www.onsemi.com/site/pdf/Patent-Marking.pdf. SCILLC reserves the right to make changes without further notice to any products herein. SCILLC makes no warranty, representation or guarantee regarding the suitability of its products for any particular purpose, nor does SCILLC assume any liability arising out of the application or use of any product or circuit, and specifically disclaims any and all liability, including without limitation special, consequential or incidental damages. "Typical" parameters which may be provided in SCILLC data sheets and/or specifications can and do vary in different applications and actual performance may vary over time. All operating parameters, including "Typicals" must be validated for each customer application by customer's technical experts. SCILLC does not convey any license under its patent rights nor the rights of others. SCILLC products are not designed, intended, or authorized for use as components in systems intended for surgical implant into the body, or other applications intended to support or sustain life, or for any other application in which the failure of the SCILLC product could create a situation where personal injury or death may occur. Should Buyer purchase or use SCILLC products for any such unintended or unauthorized application, Buyer shall indemnify and hold SCILLC and its officers, employees, subsidiaries, affiliates, and distributors harmless against all claims, costs, damages, and expenses, and reasonable attorney fees arising out of, directly or indirectly, any claim of personal injury or death associated with such unintended or unauthorized use, even if such claim alleges that SCILLC was negligent regarding the design or manufacture of the part. SCILLC is an Equal Opportunity/Affirmative Action Employer. This literature is subject to all applicable copyright laws and is not for resale in any manner.