59140 Miniature Flange Mount Sensor + 57140 Actuator



Agency Approvals

Agency	Agency File Number
c UL us	E61760

Note: Contact Littelfuse for specific agency approval ratings.

Dimensions

Dimensions in mm (inch)

Actuator

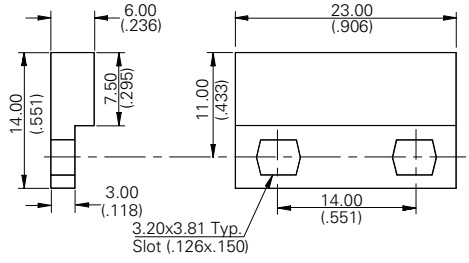

Sensor (Two-wire version)

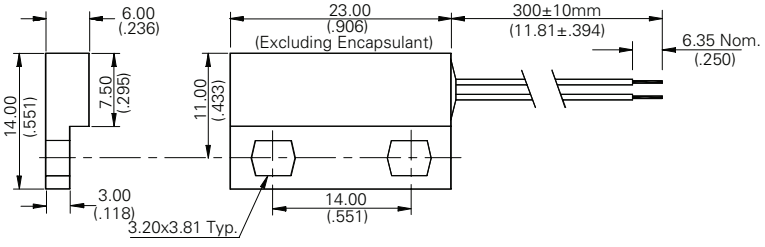

Schematics	Switch Type
Black Black	1 and 2
Black Blue White	3
Black Black	4

Description

The 59140 is a miniature flange mounting reed sensor occupying only 3.22cm² (0.500"²) board space with a choice of normally open, normally open high voltage, normally closed or changeover contacts. It's case design enables screw or adhesive mounting and the wires exit from top right hand side. It is also available with left hand exit - see 59141 Series. It is capable of switching up to 265Vac/300Vdc at 10VA. The 59140 functions best with the matching actuator 57140-000.

Note: The 57140 Actuator is sold separately.

Features

- Magnetically operated position sensor
- Customer defined sensitivity option
- Choice of cable length and connector

Benefits

- Hermetically sealed, magnetically operated contacts continue to operate long after optical and other technologies fail due to contamination
- No standby power requirement
- Operates through non-ferrous materials such as wood, plastic or aluminium
- Excellent for switching micro-controller logic level loads

Applications

- Position and limit sensing
- Security system switch
- Linear actuators
- Door switch

© 2015 Littelfuse

Specifications are subject to change without notice.

59140 Miniature Flange Mount Sensor + 57140 Actuator

Electrical Ratings

Contact Type			Normally Open	Normally Open High Voltage	Change Over	Normally Closed
Switch Type			1	2	3	4
Contact Rating [1]		VA/Watt - max.	10	10	5	5
Voltage [4]	Switching [2] Breakdown [3]	Vdc - max. Vac - max. Vdc - min.	200 140 250	300 265 400	175 120 200	175 120 200
Current [4]	Switching [2] Carry	Adc - max. Aac - max. Adc - max.	0.5 0.35 1.2	.40 0.30 1.4	0.25 0.18 1.5	0.25 0.18 1.5
Resistance [5]	Contact, Initial Insulation	Ω - max. Ω - min.	0.2 10^{10}	0.2 10^{10}	0.2 10^{9}	0.2 10^{9}
Capacitance	Contact	pF - typ.	0.3	0.2	0.3	0.3
Temperature	Operating	°C	-40 to +105	-20 to +105	-40 to +105	-40 to +105
Product Characteristics						
Operate Time [6]		ms - max.	1.0	1.0	3.0	3.0
Release Time [6]		ms - max.	1.0	1.0	3.0	3.0
Shock [7]	11ms ½ sine	G - max.	100	100	50	50
Vibration [7]	50-2000 Hz	G - max.	30	30	30	30

Notes:
1. Contact rating - Product of the switching voltage and current should never exceed the wattage rating. Contact Littelfuse for additional load/life information.
2. When switching inductive and/or capacitive loads, the effects of transient voltages and/or currents should be considered. Refer to Application Notes AN108A and AN107 for details.
3. Breakdown Voltage - per MIL-STD-202, Method 301.
4. Electrical Load Life Expectancy - Contact Littelfuse with voltage, current values along with type of load.
5. This resistance value is for 11.81mm wire length. Resistance changes when wire lengthens.
6. Operate (including bounce)/Release Time - per EIA/NARM RS-421-A, diode suppressed coil (Coil II).
7. Shock and Vibration - per EIA/NARM RS-421-A and MIL-STD-202.
8. For custom modifications to the wire length or size, or adding a special connector, please contact Littelfuse.

Sensitivity Options (Using 57140 Actuator)

Select Option		S		T		U		V	
Switch Type		Pull-In AT Range	Activate Distance mm (inch) Average	Pull-In AT Range	Activate Distance mm (inch) Average	Pull-In AT Range	Activate Distance mm (inch) Average	Pull-In AT Range	Activate Distance mm (inch) Average
1	Normally Open	12-18	10.4 (.410)	17-23	8.4 (.330)	22-28	7.2 (.283)	27-33	6.3 (.248)
2	High Voltage	–	–	17-23	8.4 (.330)	22-28	7.2 (.283)	27-33	6.3 (.248)
3	Change Over	15-20	11.6 (.457)	20-25	10.6 (.417)	25-30	10.0 (.394)	–	–
4	Normally Closed	15-20	11.6 (.457)	20-25	10.6 (.417)	25-30	10.0 (.394)	–	–

Note:
1. Pull-In AT Range: These AT values are the bare reed switch AT before modification.
2. The activation distance is average value on the final sensor assembly.

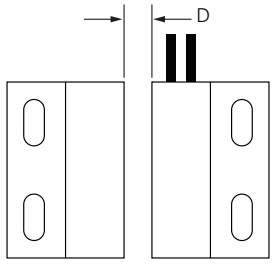

© 2015 Littelfuse Revised: 10/29/15
Specifications are subject to change without notice.

59140 Miniature Flange Mount Sensor + 57140 Actuator

Cable Length Specification

Cable Type: 24 AWG 7/32 PVC 105°C UL1430/UL1569	
Select Option	**Cable Length mm (inch)**
02	300 (11.81)

Termination Specification

Termination Options		
Select Option	**Description (Two-wire versions illustrated)**	
A	Tinned leads (6.4±0.76)mm	
F	Untinned leads (6.4±0.76)mm	
E	JST type XHP 2.5mm pitch	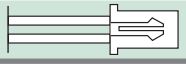

Part Numbering System

Sensor: 59140 - X - X - XX - X

- **Series**
- **Switch Type** 1, 2, 3, or 4
- **Sensitivity** S, T, U, or V
- **Cable Length** 02
- **Termination** A, F, or E

Actuator: 57140 - 000

- **Series**
- **Standard Actuator** 000

Note: The 57140 Actuator is sold separately.

Packaging

Packaging Option	Packaging Specification	Quantity	Quantity & Packaging Code	Taping Width
Bulk	Bulk	500	N/A	N/A

© 2015 Littelfuse
Specifications are subject to change without notice.