General Purpose Oscilloscope Probes

FEATURES:

- ✓ Passive Oscilloscope probes feature a one piece (monolithic) design for robust probe life.
- ✓ Probe bandwidth ratings are specified as a system bandwidth. System bandwidth includes both probe and oscilloscope together as a system. The result is a probe frequency response that can essentially be considered transparent.
- ✓ For ease of use, Readout Actuator for probe attenuation sensing and a Ground Reference switch are featured on some probe models.
- ✓ Full set of accessories are included with each probe.
- ✓ All probes meets IEC1010-2-031, 300V, CAT I



Model 4550B

To determine the correct probe, select the probe that matches the frequency bandwidth of the oscilloscope. For example, if your oscilloscope has a bandwidth of 100 MHz., select a model that matches the frequency in the "System Bandwidth" column (i.e. 5795A).

Model	Probe Ratio	Maximum Input Voltage CAT I [1]	System Bandwidth MHz (-3 dB)	System Risetime (ns)	Probe Input Resistance (M Ohms)	Probe Input Capacitance (pF)	Compensation Range (pF)	Readout Actuator [4]	Cable Length (meters)
5800A	1:1	300 [2]	Up to 30 [3]	< 11.66 [3]	1	< 57 + O-Scope	NA	No	1.2
6265	10:1	300	60	< 5.83	10	< 10.5	10 - 60	No	1.2
6266 [5]	1:1 10:1	300 [2] 300	Up to 20 [3] 60	< 17.5 [3] < 5.83	1 10	< 65 + O-Scope < 11	NA 10 - 60	No	1.2
5795A	10:1	300	100	< 3.50	10	< 9.5	10 - 60	No	1.2
4550B [5]	1:1 10:1	300 [2] 300	Up to 15 [3] 100	< 23.33 [3] < 3.50	1 10	< 64 + O-Scope < 10.5	NA 10 - 60	No	1.2
6049A	10:1	300	150	< 2.33	10	< 10.5	10 - 30	No	1.2
6101A	10:1	300	150	< 2.33	10	< 10.5	10 - 30	Yes	1.2
SP150B [5]	1:1 10:1	300 [2] 300	Up to 15 [3] 150	< 23.33 [3] < 3.33	1 10	< 50+ O-Scope < 15	NA 10 - 60	No	1.2
5803A	10:1	300	200	< 1.75	10	< 10	10 - 60	No	1.2
5806A [5]	1:1 10:1	300 [2] 300	Up to 20 [3] 200	< 17.5 [3] < 1.75	1 10	< 77 + O-Scope < 11.5	NA 10 - 60	No	1.2
5827A	100: 1	300	200	< 1.75	10	< 5.5	15 - 50	No	2.0
6069A	10:1	300	250	< 1.40	10	< 10	10 -30	No	1.2
6102A	10:1	300	250	< 1.40	10	< 10	10 - 30	Yes	1.2
5809A	10:1	300	300	< 1.17	10	< 17	10 – 60	No	1.2
5812A	10:1	300	300	< 1.17	10	< 17	10 -60	Yes	1.2

All dimensions are in inches. Tolerances (except noted): .xx = ±.02" (,51 mm), .xxx = ± .005" (,127 mm).
All specifications are to the latest revisions. Specifications are subject to change without notice.
Registered trademarks are the property of their respective companies.

Sales: 800-490-2361 Fax: 888-403-3360 Technical Support: 800-241-2060 (technicalsupport@pomonatest.com)
For "Where to Buy" information, visit the Pomona web site at www.pomonaelectronics.com

Rev: 100
D1094189, D1094528

General Purpose Oscilloscope Probes

[1] Maximum voltage allowed on the low connection including shell and housing must not exceed 30V.
[2] Maximum input voltages are depended on the oscilloscope input characteristics; take the lesser of the two specifications.

[3] Depended on oscilloscope input characteristics (measurement based on 1MOhm, 20 pF input).
[4] Any oscilloscope that uses the Tektronix® style range actuator.
[5] Probes are switchable between 1:1 and 10:1 range.

Probes Includes:

1) Retractable Hook Tip
2) BNC Adapter
3) IC Adapter
4) Insulating Tip
5) Trimmer Tool
6) 6” Ground Lead with Alligator Clip

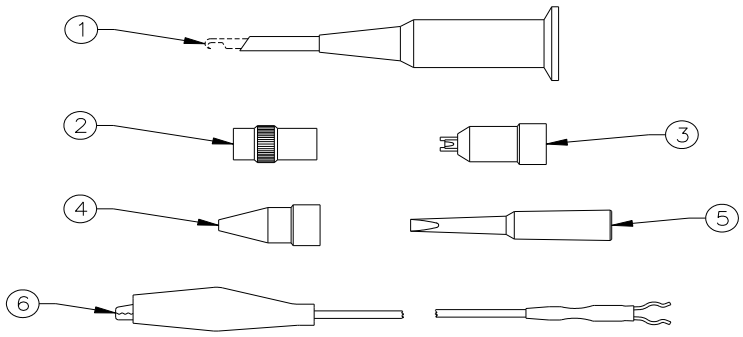

Accessories:

Replacement Accessory Kit: **6267**	Oscilloscope Probe Tip Adapter Model: **6443**	Pomona adapters with .025” (.635mm) pins	
Kit includes: Retractable Hook Tip BNC Adapter IC Adapter Insulating Tip Trimmer Tool 6” Ground Lead with Alligator Clip	 This adapter provides an easy, fast, and reliable way to connect your oscilloscope probe to IC test adapters, test clips and grabbers using .025” (0,635mm) connection pins.	5360 5790 6311 6312 6313 6351 6352 6353 6490	6442 6444 All “IC” test clips

All dimensions are in inches. Tolerances (except noted): .xx = ±.02” (,51 mm), .xxx = ± .005” (,127 mm).
All specifications are to the latest revisions. Specifications are subject to change without notice.
Registered trademarks are the property of their respective companies.

Sales: 800-490-2361 Fax: 888-403-3360 Technical Support: 800-241-2060 (technicalsupport@pomonatest.com)
For “Where to Buy” information, visit the Pomona web site at www.pomonaelectronics.com

Rev: 100
D1094189, D1094528