"High Frequency Ceramic Solutions"

5.5 GHz Chip Antenna **P/N 5500AT18A0725**

Detail Specification: 01/27/09

General Specifications

Part Number	5500AT18A0725
Frequency Range	5150 - 5875 Mhz
Peak Gain	2.0 dBi typ. (XZ-V)
Average Gain	-2.5 dBi typ. (XZ-V)
Return Loss	9.5 dB min.

Input Power	2W max.
Impedance	50 Ω
Reel Quantity	3,000
Operating Temperature	-40 to +85°C
Storage Temperature	+5 ~ +35°C, Humidity 45~75%RH, 12 mos. Max

P/N Suffix	**Packaging Style**	Bulk	Suffix = S	Eg. 5500AT18A0725S
		T & R	Suffix = E	Eg. 5500AT18A0725E
	Termination Style	100% Tin	Suffix = None	Eg. 5500AT18A0725(E or S)
		Tin / Lead	Please consult Factory	

Terminal Configuration	
No.	**Function**
1	Feeding Point
2	NC

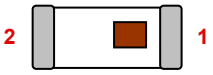

Mechanical Dimensions

	In	mm
L	0.126 ± 0.008	3.20 ± 0.20
W	0.063 ± 0.008	1.60 ± 0.20
T	0.051 +.004/-.008	1.30 +0.1/-0.2
a	0.020 ± 0.012	0.50 ± 0.30

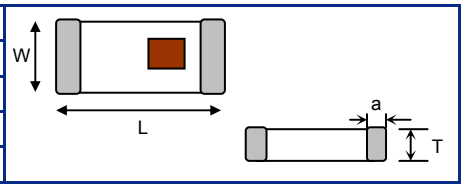

Mounting Considerations

Mount these devices with brown mark facing up. Units: mm

*Line width should be designed to provide 50Ω impedance matching characteristics.

a) Without Matching Circuits

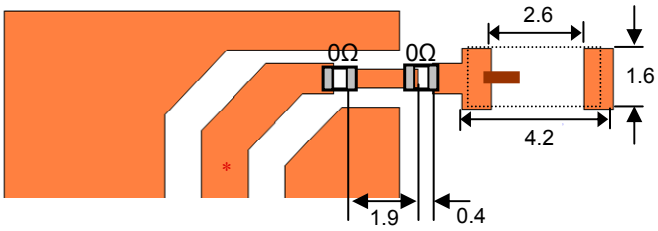

b) With Matching Circuits

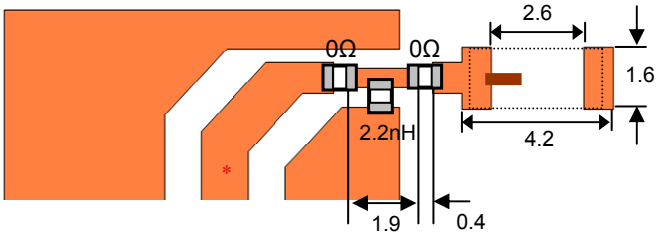

Johanson Technology, Inc. reserves the right to make design changes without notice.
All sales are subject to Johanson Technology, Inc. terms and conditions.

JOHANSON TECHNOLOGY

www.johansontechnology.com

4001 Calle Tecate • Camarillo, CA 93012 • TEL 805.389.1166 FAX 805.389.1821

2009 Johanson Technology, Inc. All Rights Reserved

Typical Electrical Characteristics (T=25°C)

Test Board:

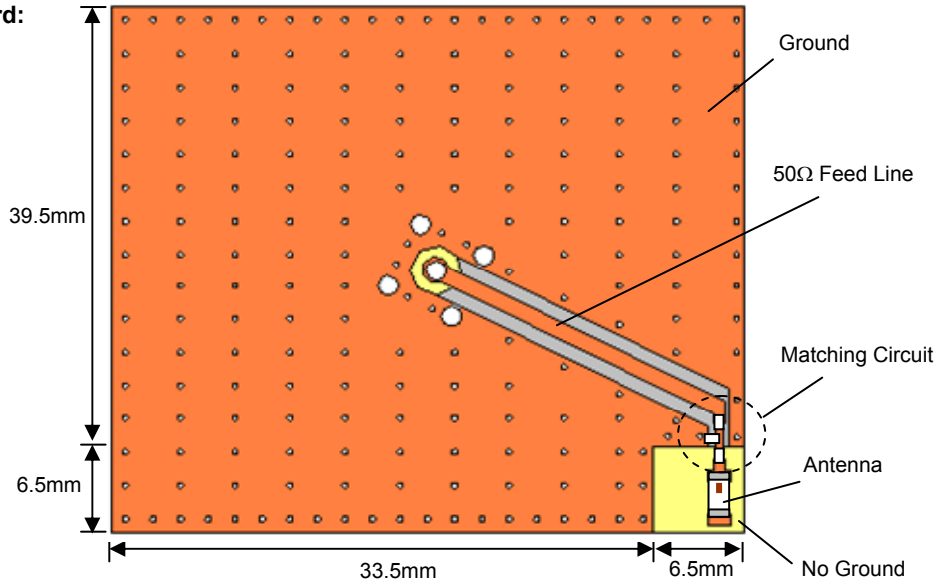

Johanson Technology, Inc. reserves the right to make design changes without notice.
All sales are subject to Johanson Technology, Inc. terms and conditions.

JOHANSON TECHNOLOGY
www.johansontechnology.com
4001 Calle Tecate • Camarillo, CA 93012 • TEL 805.389.1166 FAX 805.389.1821

2009 Johanson Technology, Inc. All Rights Reserved

5.5 GHz Chip Antenna **P/N 5500AT18A0725**

Detail Specification: 01/27/09 Page 3 of 4

Typical Electrical Characteristics (T=25°C)

Return Loss

a) Without Matching Circuit

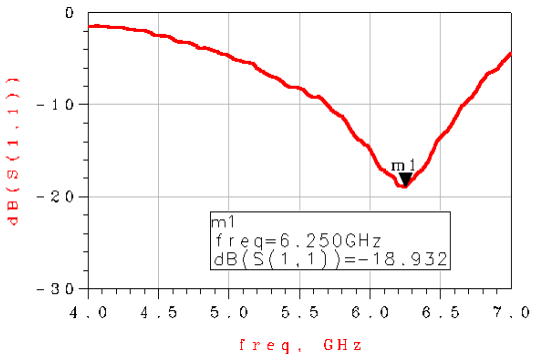

b) With Matching Circuit

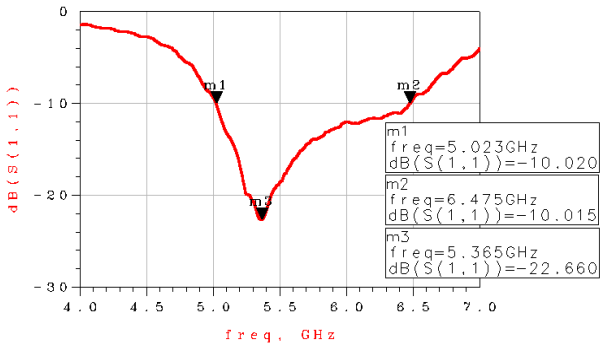

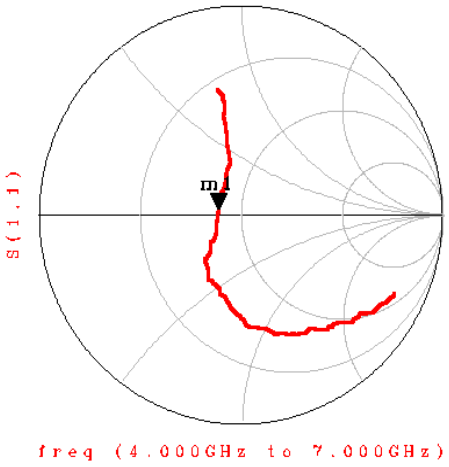

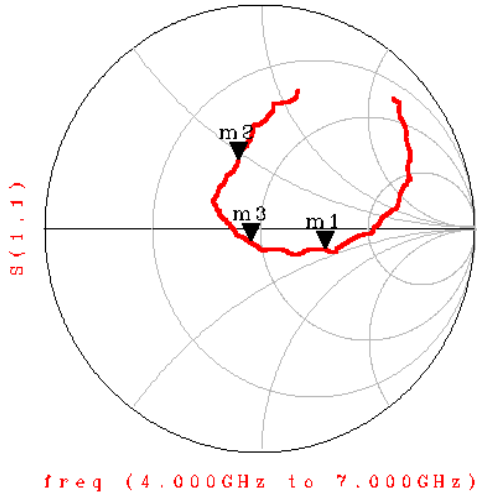

Johanson Technology, Inc. reserves the right to make design changes without notice.
All sales are subject to Johanson Technology, Inc. terms and conditions.

JOHANSON TECHNOLOGY
www.johansontechnology.com
4001 Calle Tecate • Camarillo, CA 93012 • TEL 805.389.1166 FAX 805.389.1821

2009 Johanson Technology, Inc. All Rights Reserved

5.5 GHz Chip Antenna **P/N 5500AT18A0725**

Detail Specification: 01/27/09 Page 4 of 4

Typical Radiation Patterns

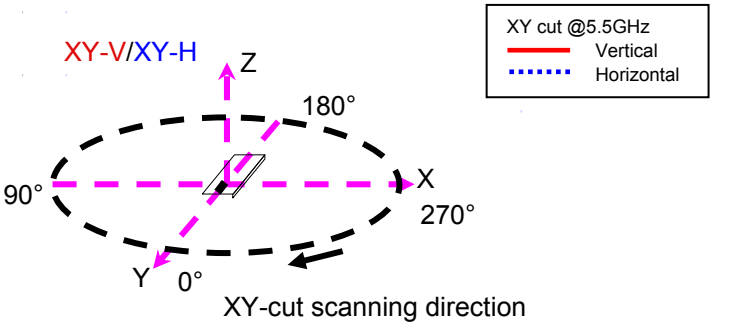

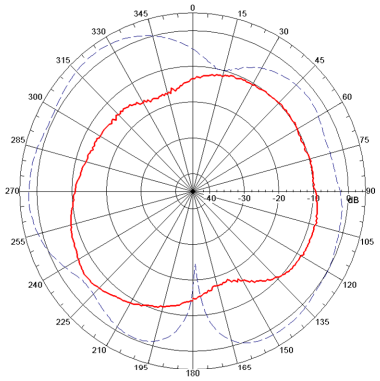

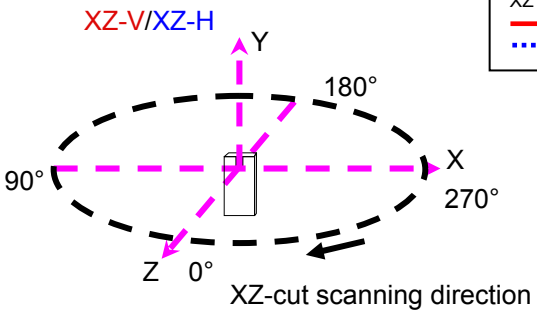



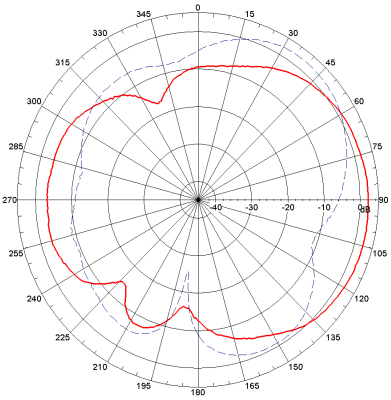

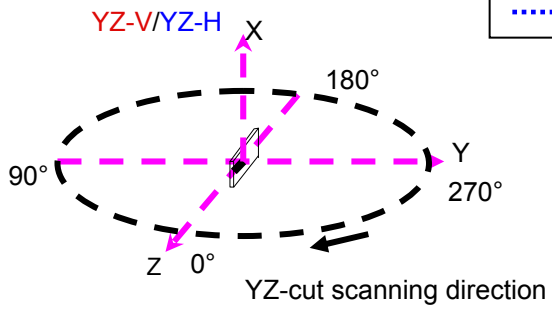

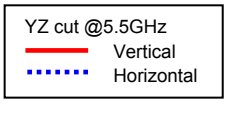

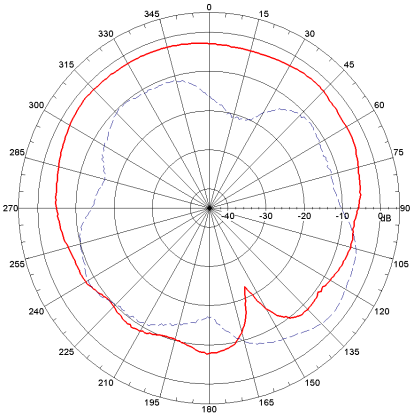

Johanson Technology, Inc. reserves the right to make design changes without notice.
All sales are subject to Johanson Technology, Inc. terms and conditions.

JOHANSON TECHNOLOGY
www.johansontechnology.com
4001 Calle Tecate • Camarillo, CA 93012 • TEL 805.389.1166 FAX 805.389.1821

2009 Johanson Technology, Inc. All Rights Reserved