PRODUCT NUMBER

5 3 6 1 2 – X X X – X X X LF

PLATING

S=15µ"[0.38µm]GOLD ON CONTACT AREA (NOTE 13) 150µ"[3.81µm]TIN/LEAD ON TAIL

G=30µ"[0.76µm]GOLD (NOTE 13) ON CONTACT AREA 150µ"[3.81µm]TIN/LEAD ON TAIL

LEAD FREE PLATING

S=15µ"[0.38µm]GOLD (NOTE 13) ON CONTACT AREA 100µ"[2.54µm]TIN ON TAIL

G=30µ"[0.76µm]GOLD (NOTE 13) ON CONTACT AREA 100µ"[2.54µm]PURE TIN ON TAIL

TAIL LENGTH
1=.085/2.16
2=.112/2.84
4=.120/3.05
6=.150/3.81
7=.675/17.15
8= SMT

POLARIZATION NOTE 9

RETENTION
R= RETENTION LEG NOTE 5

LEAD FREE OPTION NOTE 10,11

DASH NO.	POSITIONS	HEADER STYLE
10	2 X 5	A
14	2 X 7	C
16	2 X 8	D
20	2 X 10	D
26	2 X 13	D
34	2 X 17	D
40	2 X 20	D
50	2 X 25	D

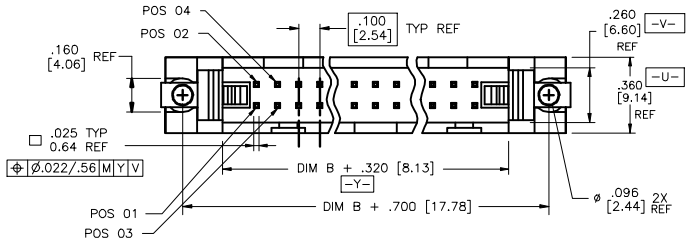

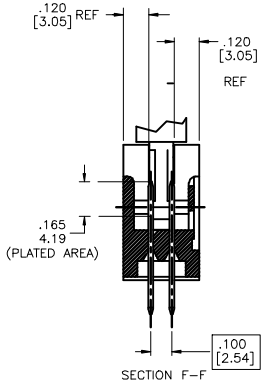

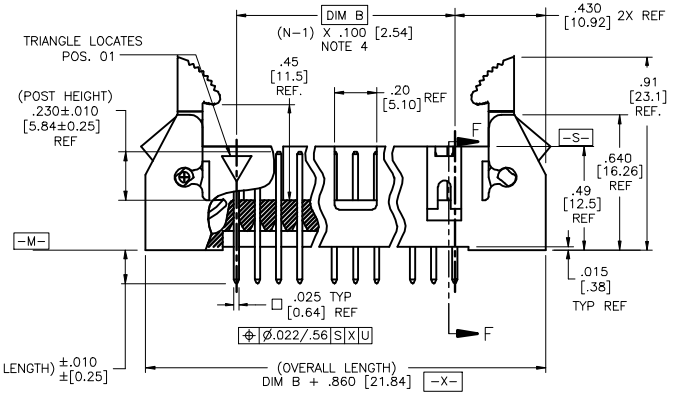

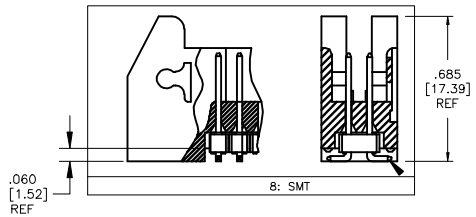

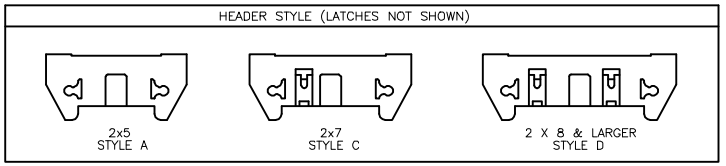

mat'l code				surface ISO 1302	tolerance ISO 406 ISO 1101		projection	product family
				tolerances unless otherwise specified				QUICKIE
ltr	ecn no	dr	date	angles	linear	.XX±.01/.X±0.3		title
D	V01862	MEM	7/26/00			.XXX±.005/.XX±0.13	INCH/MM	.100/2.54cc EJECT LATCH
E	V02309	MEM	9/11/00			.XXXX±.0020/.XXX±0.051		SHOROUDED VERTICAL HEADER
F	C10004	MDF	2/26/01	0°±2°			scale 1:1	
G	M05-0089	ERE	5/20/05	dr	D. INGRAM	7/12/99		dwg no 53612 sheet 1 of 2 size A3
H	M06-0289	AGS	7/28/06	engr	L. GREEN	7/21/99		
J	M08-0237	MHT	8/25/08	chr	L. GREEN	7/21/99		
K	M08-0273	MHT	9/26/08	appd	L. GREEN	7/21/99		type Product Customer Drawing
sheet	revision	K	K					
index	sheet	1	2					

FCIconnect.com
Copyright FCI
form: A3

PDM: Rev:K STATUS:Released Printed: Apr 12, 2011

NOTES:

1. HOUSING MAT'L: HIGH TEMPERTURE THERMOPLASTIC. UL94V-0.
   COLOR : BLACK
2. PIN MATERIAL: PHOSPHOR-BRONZE
3. 3 LBS/1.36 KG MIN. RETENTION.
4. TO DETERMINE DIMENSION:
   N = NUMBER OF POSITIONS.
   EXAMPLE: 10 POS., (N-1) x .100[2.54]=.900[22.87]
5. RETENTIVE LEG:
   RETENTIVE LEG APPLICABLE TO TAIL LENGTH .120/3.05 ONLY.
   RETENTION IS APPLIED TO FOUR PINS ON PART SIZES OF 2x14 AND SMALLER,
   AND APPLIED TO EIGHT PINS ON PARTS SIZES OF 2x15 AND LARGER.
   5LB/2.3KG MAX INSERTION FORCE AND .25LB./1KG MIN RETENTION FORCE
   PER RETENTIVE PIN USING .062/1.57 THICK CIRCUIT BOARD AND RECOMMENDED
   HOLE PATTERN. RETENTIVE LOCATION AT THE DISCRETION OF THE MANUFACTURER.
   OMIT FROM PRODUCT NUMBER IF THIS FEATURE IS NOT APPLICABLE.
6. PACKAGED IN TRAYS.
8. UNDERPLATING: 50μ"/1.27μm Ni.
9. FOR POLARIZATION, SPECIFY POSITION NUMBER (i.e.. 03= PIN 3) TO OMIT PIN.
   OMIT FROM PRODUCT NUMBER IF THIS FEATURE IS NOT APPLICABLE.
10. ADD "LF" SUFFIX AT THE END OF PART NUMBER FOR LEAD FREE OPTION.
11. THIS PRODUCT MEETS EUROPEAN UNION DIRECTIVES AND OTHER
    COUNTRY REGULATION AS DESCRIBED IN GS-22-008.
12. THE HOUSING WILL WITHSTAND EXPOSURE TO 260°C PEAK TEMPERATURE
    FOR 15 SECONDS IN A WAVE SOLDER APPLICATION WITH A 1.5mm
    MINIMUM THICK CIRCUIT BOARD. SEE APPLICATION NOTES/PROCEDURES
    IF THEY ARE AVAILABLE.

    THE HOUSING WILL WITHSTAND EXPOSURE TO 260°C PEAK TEMPERATURE
    FOR 20 SECONDS IN A CONVECTION, INFRA-RED OR VAPOR PHASE REFLOW
    OVEN. SEE APLICATION NOTES/PROCEDURES IF THEY ARE AVAILABLE.
13. PLATING OPTIONS:
    MAY BE EITHER GOLD OR GXT PLATED AT MANUFACTURER'S OPTION.

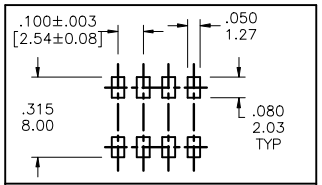

RECOMMENDED HOLE PATTERN-SMT

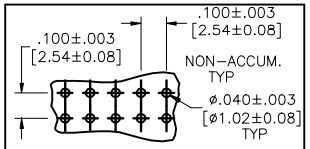

RECOMMENDED HOLE PATTERN

mat'l. code				surface ISO 1302	tolerance ISO 406 ISO 1101	projection	product family QUICKIE
ltr	ecn no	dr	date	tolerances unless otherwise specified			title
K				angles	linear .XX±.01/.X±0.3 .XXX±.005/.XX±0.13 .XXXX±.0020/.XXX±0.051	INCH/MM	.100/2.54cc EJECT LATCH SHOROUDED VERTICAL HEADER
				0°±2°		scale 1:1	
				dr	D. INGRAM	7/12/99	dwg no 53612 sheet 2 of 2 size A3
				engr	L. GREEN	7/21/99	
				chr	L. GREEN	7/21/99	
				appd	L. GREEN	7/21/99	type Product Customer Drawing
sheet index	revision sheet						

FCIconnect.com
Copyright FCI
form: A3