DO NOT SCALE DRAWING

THE INFORMATION CONTAINED HEREIN IS THE EXCLUSIVE PROPERTY OF VIRGINIA PANEL CORPORATION AND IS SUBMITTEDFOR USE BY THE CUSTOMER ONLY. THE DATA SHALL NOT BE DUPLICATED, USED, OR DISCLOSED IN WHOLE OR IN PART FOR ANY PURPOSE OTHER THAN TO MAINTAIN THE EQUIPMENT PROVIDED. CONSULT WITH VIRGINIA PANEL CORPORATION ENGINEERING IF MORE DETAIL IS REQUIRED.

REVISIONS

REV	DESCRIPTION	DATE	ENGR
A	DRAWING ORIGINATION - ECN #5901	3/26/15	R HERRON

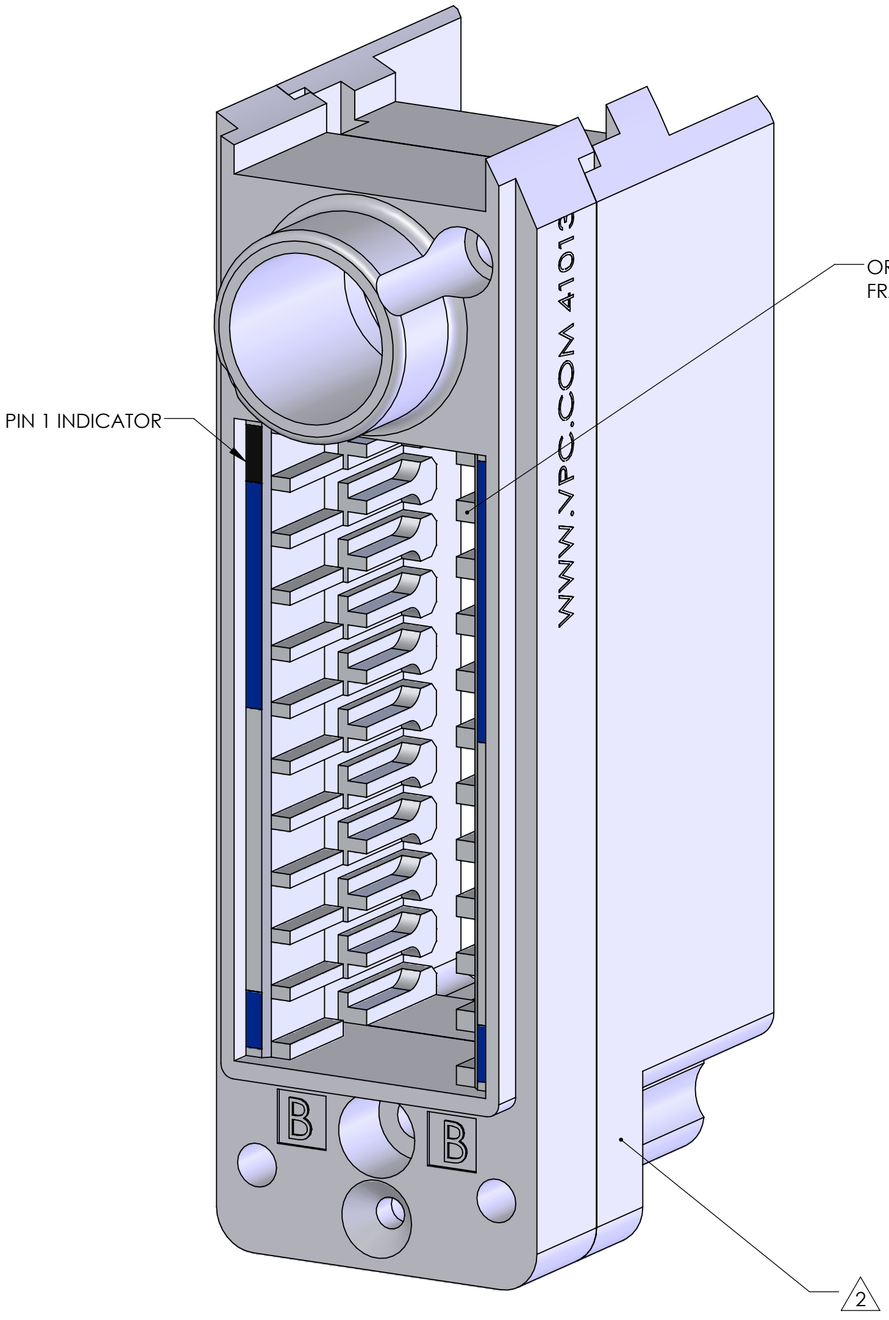

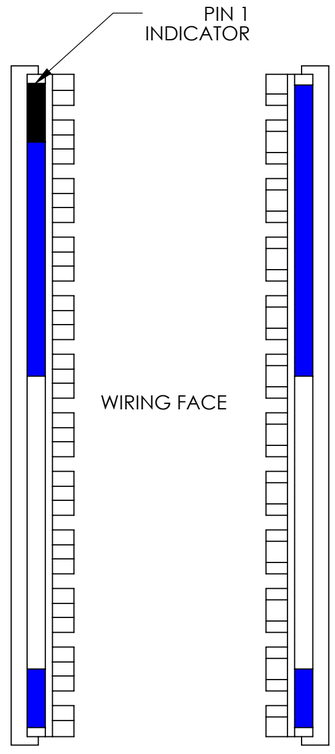



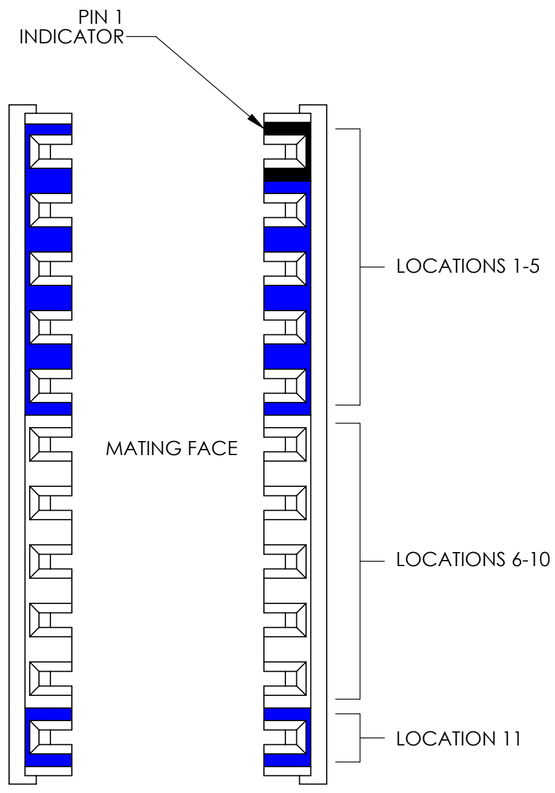

2 i2 EMI ITA FRAME SOLD SEPARATELY

1. FOR APPLICATION USE & CARE INFORMATION CONSULT VPC USERS GUIDE @WWW.VPC.COM

NOTES:

CUSTOMER DRAWING

VIRGINIA PANEL CORPORATION
WWW.VPC.COM

HS INSERT i2 MX ITA

RELATIVE CONNECTOR POSITIONS AND WIRE ROUTING ARE GENERIC AND MAY VARY WITH PINOUT

DIMENSIONS ARE SHOWN AS: [MILLIMETERS] INCHES

SIZE	CAGE CODE	DWG.NO.	REV
C	18117	**510144001**	A

SCALE: 4:1 | 510144001 | 9/2/14 | SHEET 1 OF 1