This document was generated on 04/07/2010

PLEASE CHECK WWW.MOLEX.COM FOR LATEST PART INFORMATION

Part Number: 5031591410

Status: Active

Description: 1.50mm (.059") Pitch CLIK-Mate™ Wire-to-Board PCB Receptacle, Single Row, Through Hole, Vertical, without Peg, 14 Circuits

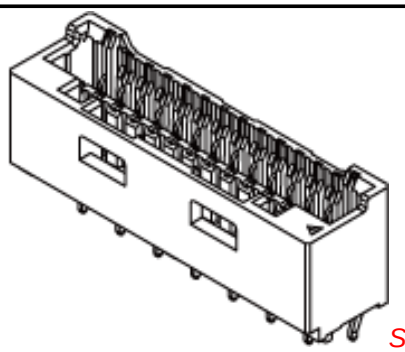

Series image - Reference only

Documents:

3D Model
Drawing (PDF)
Product Specification PS-503159-001 (PDF)
RoHS Certificate of Compliance (PDF)

General

Product Family	PCB Receptacles
Series	503159
Application	Wire-to-Board
Product Name	CLIK-Mate™

Physical

Circuits (Loaded)	14
Color - Resin	Beige
Durability (mating cycles max)	30
Glow-Wire Compliant	No
Guide to Mating Part	Yes
Keying to Mating Part	Yes
Lock to Mating Part	Yes
Material - Metal	Copper Alloy
Material - Plating Mating	Tin
Material - Plating Termination	Tin
Number of Rows	1
Orientation	Vertical
PCB Locator	No
PCB Retention	Yes
PCB Thickness Recommended (in)	0.062 In
PCB Thickness Recommended (mm)	1.60 mm
Packaging Type	Tray
Pitch - Mating Interface (in)	0.059 In
Pitch - Mating Interface (mm)	1.50 mm
Polarized to Mating Part	Yes
Polarized to PCB	Yes
Stackable	No
Temperature Range - Operating	-25°C to +85°C
Termination Interface: Style	Through Hole

Electrical

Current - Maximum per Contact	2A
Voltage - Maximum	100V

Material Info

Reference - Drawing Numbers

Product Specification	PS-503159-001, RPS-503159-001, RPS-503159-003
Sales Drawing	SD-503159-002

EU RoHS
ELV and RoHS Compliant
REACH SVHC
Contains SVHC: No
Halogen-Free Status
Not Reviewed

China RoHS

Need more information on product environmental compliance?

Email productcompliance@molex.com
For a multiple part number RoHS Certificate of Compliance, click here

Please visit the Contact Us section for any non-product compliance questions.

Search Parts in this Series
503159Series

Mates With
502578 Crimp Housing . 502579 Crimp Terminal

This document was generated on 04/07/2010

PLEASE CHECK WWW.MOLEX.COM FOR LATEST PART INFORMATION

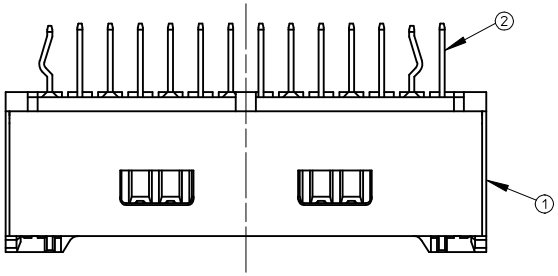

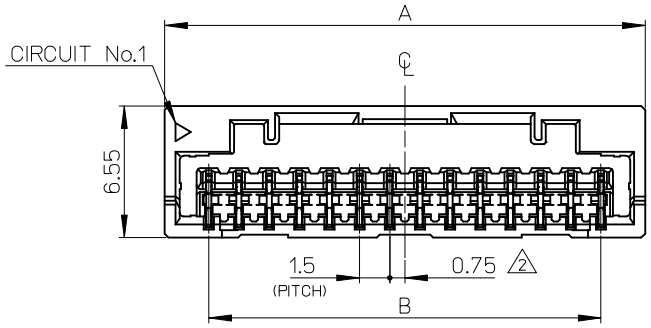

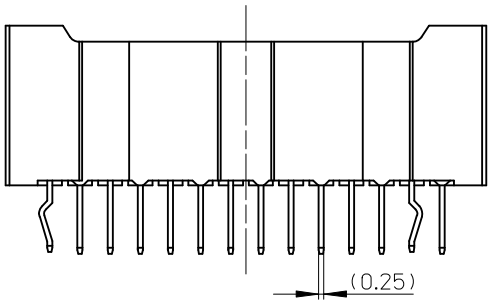

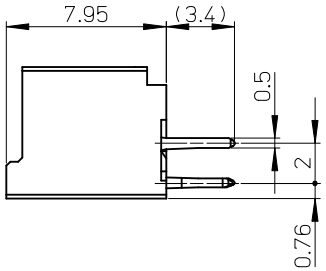

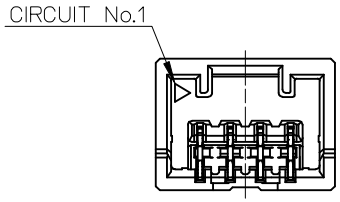

2~11極 CIRCUIT No.1

CIRCUIT No.1 OF 2-11 CIRCUIT

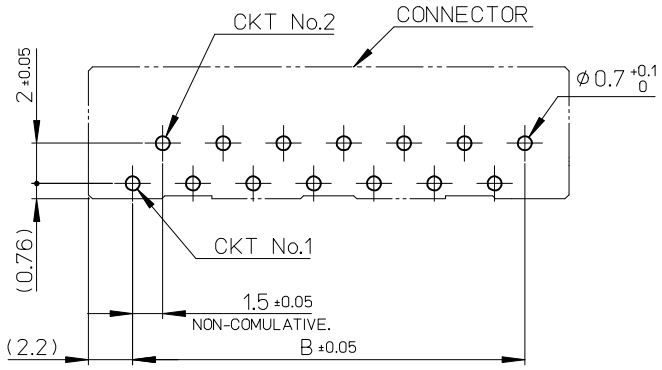

基板取付穴推奨寸法（マウント面）

RECOMMENDED P.C.BOARD HOLE DIMENSION (MOUNTING SIDE) (t=1.6)

C	B	A	TRAY PACKAGE ORDER No.	CIRCUIT
26.8	21	25.4	503159-15**	15
25.3	19.5	23.9	503159-14**	14
23.8	18	22.4	503159-13**	13
22.3	16.5	20.9	503159-12**	12
20.8	15	19.4	503159-11**	11
19.3	13.5	17.9	503159-10**	10
17.8	12	16.4	503159-09**	9
16.3	10.5	14.9	503159-08**	8
14.8	9	13.4	503159-07**	7
13.3	7.5	11.9	503159-06**	6
11.8	6	10.4	503159-05**	5
10.3	4.5	8.9	503159-04**	4
8.8	3	7.4	503159-03**	3
7.3	1.5	5.9	503159-02**	2

No.	部品 PART	材料 MATERIAL
①	ハウジング HOUSING	ポリアミド(PA) UL94V-0 POLYAMIDE UL94V-0 色：注記 5. 参照 COLOR:SEE NOTES 5.
②	ターミナル TERMINAL	銅合金 COPPER ALLOY 錫めっき(1.0μm以上) TIN PLATING OVERALL SURFACES (1.0 MICROMETER MINIMUM) 下地：ニッケルめっき(1.0μm以上) UNDER PLATE:NICKEL OVERALL (1.0 MICROMETER MINIMUM)

REVISED
EC NO: J2009-2136 2009/04/09
DRWN:SKUROSE 2009/04/09
CHKD:KASAKAWA 2009/04/09
APPR:SICHIKAWA 2009/04/09
DESCRIPTION
REV
B

GENERAL TOLERANCES (UNLESS SPECIFIED)

10 UNDER	±0.2
10 OVER 30 UNDER	±0.25
30 OVER	±0.3
ANGULAR ±3 °	

DRAFT WHERE APPLICABLE MUST REMAIN WITHIN DIMENSIONS

DIMENSION STYLE	MM ONLY
SCALE	4:1
DESIGN UNITS	METRIC
	THIRD ANGLE PROJECTION
DRAWN BY	SKUROSE
DATE	2008/09/03
CHECKED BY	KASAKAWA
DATE	2008/09/03
APPROVED BY	SICHIKAWA
DATE	2008/09/03
MATERIAL NO.	SEE TABLE
TITLE	1.5 W/B CONN. SINGLE DIP ST REC. ASS'Y 2-15CKT WITHOUT BOSS
	MOLEX INCORPORATED
DOCUMENT NO.	SD-503159-002
SHEET NO.	1 OF 2
SIZE	A3

THIS DRAWING CONTAINS INFORMATION THAT IS PROPRIETARY TO MOLEX INCORPORATED AND SHOULD NOT BE USED WITHOUT WRITTEN PERMISSION

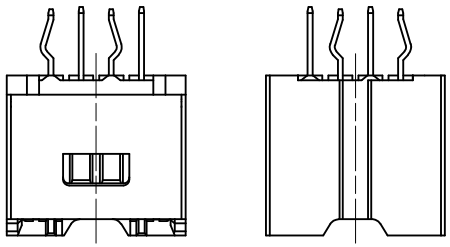

2~5 極形状 （ ロック面及び反ロック面 ）
FIGURE OF 2-5 CIRCUIT (LOOK SIDE AND UN-LOCK SIDE)

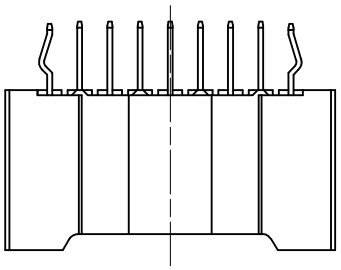

6~10 極形状 （ 反ロック面 ）
FIGURE OF 6-10 CIRCUIT (UN-LOCK SIDE)

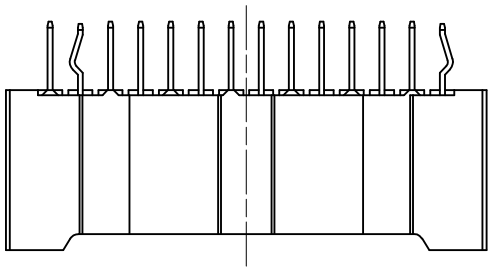

11~15 極形状 （ 反ロック面 ）
FIGURE OF 11-15 CIRCUIT (UN-LOCK SIDE)

NOTES

1. 嵌合相手：502578シリーズ
   MATE WITH : 502578 SERIES.
2. 極数/2＝偶数に適用
   APPLY FOR CIRCUIT SIZE/2=EVEN.
3. 端子テール部に錫めっきを使用している為、外観に摺動痕が付く場合があります。
   THE WOUND OF FRICTION MIGHT ADHERE TO EXTERNALS
   BECAUSE THE TIN PLATING IS USED FOR THE TAIL.
4. 製品番号
   MATERIAL No.

503159-××××
極数 CIRCUIT SIZE
ボス、色 BOSS, COLOR

ボス無し

CIRCUIT	No.		COLOR
02~15	1	0	ベージュ BEIGE
		1	黒 BLACK
		2	赤 RED
		3	黄 YELLOW
		4	青 BLUE
		5	桃 PINK
		6	緑 GREEN
		7	茶 BROWN
		8	橙 ORANGE
		9	紫 VIOLET
02	3	4	水 PALE BLUE

5. 本製品のプラスチック部に黒点・白点等が確認される場合や
   色合いが異なる場合がありますが、製品性能に影響はありません。
   THERE IS NO INFLUENCE IN THE PRODUCT
   PERFORMANCE THOUGH THE BLACK AND WHITE SPOT ETC.
   MIGHT BE CONFIRMED TO THE PLASTIC PART OF
   THIS PRODUCT AND THE SHADE MIGHT BE DIFFERENT.
6. ELV及びRoHS適合品
   ELV AND RoHS COMPLIANT
7. ボス有形状は"SD-503159-001"を参照願います。
   REFER TO "SD-503159-001" FOR WITH BOSS.

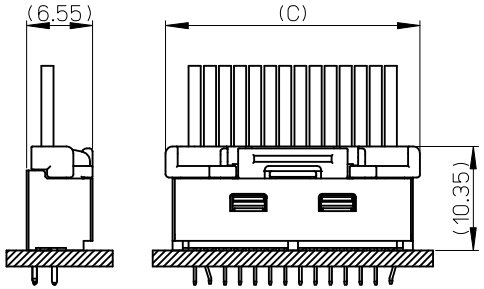

嵌合図 (SCALE 2:1)
MATED CONNECTORS (SCALE 2:1)

REVISED
EC NO: J2009-2136 2009/04/09
DRWN:SKUROSE 2009/04/09
CHKD:KASAKAWA 2009/04/09
APPR:SICHIKAWA 2009/04/09
DESCRIPTION
B
REV

GENERAL TOLERANCES (UNLESS SPECIFIED)

10 UNDER	±0.2
10 OVER 30 UNDER	±0.25
30 OVER	±0.3
ANGULAR ±3 °	

DRAFT WHERE APPLICABLE MUST REMAIN WITHIN DIMENSIONS

DIMENSION STYLE	MM ONLY
SCALE	4:1
DESIGN UNITS	METRIC
	THIRD ANGLE PROJECTION
DRAWN BY	SKUROSE
DATE	2008/09/03
CHECKED BY	KASAKAWA
DATE	2008/09/03
APPROVED BY	SICHIKAWA
DATE	2008/09/03
MATERIAL NO.	SEE TABLE
TITLE	1.5 W/B CONN. SINGLE DIP ST REC. ASS'Y 2-15CKT WITHOUT BOSS
	MOLEX INCORPORATED
DOCUMENT NO.	SD-503159-002
SHEET NO.	2 OF 2
SIZE	A3

THIS DRAWING CONTAINS INFORMATION THAT IS PROPRIETARY TO MOLEX INCORPORATED AND SHOULD NOT BE USED WITHOUT WRITTEN PERMISSION