This document was generated on 06/02/2010

PLEASE CHECK WWW.MOLEX.COM FOR LATEST PART INFORMATION

Part Number: 5013300300
Status: Active
Overview: picoclasp
Description: 1.00mm (.039") Pitch Pico-Clasp™ Wire-to-Board Female Housing, Single Row, with Friction Lock, 3 Circuits

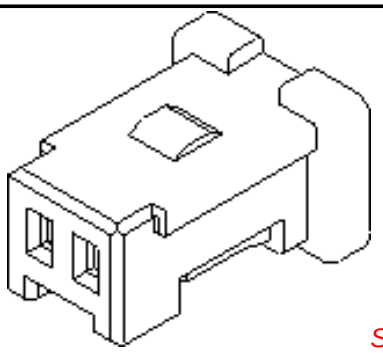

Series image - Reference only

Documents:

3D Model
Drawing (PDF)
Product Specification PS-501331-001 (PDF)
RoHS Certificate of Compliance (PDF)

General

Product Family	Crimp Housings
Series	501330
Overview	picoclasp
Product Name	Pico-Clasp™

Physical

Circuits (maximum)	3
Color - Resin	White
Gender	Female
Glow-Wire Compliant	No
Lock to Mating Part	Yes
Material - Resin	Nylon
Number of Rows	1
Packaging Type	Bag
Panel Mount	No
Pitch - Mating Interface (in)	0.039 In
Pitch - Mating Interface (mm)	1.00 mm
Polarized to Mating Part	Yes
Stackable	No
Temperature Range - Operating	-40°C to +85°C

Electrical

Current - Maximum per Contact	1A

Material Info

Reference - Drawing Numbers

Packaging Specification	SPK-501330-001
Product Specification	PS-501331-001, RPS-501331-001, RPS-501331-002, RPS-501331-003, RPS-501331-006, RPS-501331-007, RPS-501568-002
Sales Drawing	SD-501330-001

EU RoHS
ELV and RoHS Compliant
REACH SVHC
Not Reviewed
Halogen-Free Status
Not Reviewed

China RoHS

Need more information on product environmental compliance?

Email productcompliance@molex.com
For a multiple part number RoHS Certificate of Compliance, click here

Please visit the Contact Us section for any non-product compliance questions.

Search Parts in this Series
501330Series

Mates With
501331 PCB Hearder . 501568 PCB Header

Use With
501334 Crimp Terminal

This document was generated on 06/02/2010

PLEASE CHECK WWW.MOLEX.COM FOR LATEST PART INFORMATION

NOTES.

1. 適合ターミナル：501334-****
   APPLICABLE TERMINAL : 501334-****
2. 嵌合相手：501331-****
   MATE WITH : 501331-****
3. 偶数極に適用
   APPLY FOR EVEN CIRCUIT SIZE
4. 6~15極は、SD-501330-002を参照下さい。
   REFER TO SD-501330-002 ABOUT 6-15CKT.

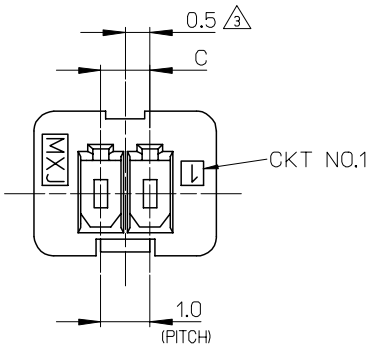

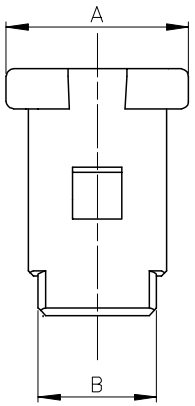

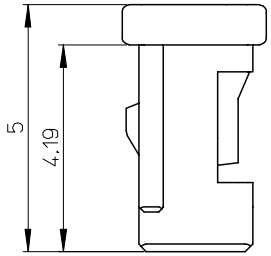

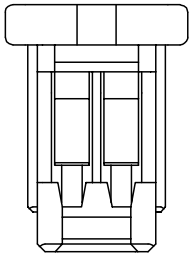

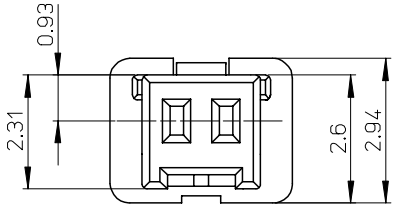

※対応可能な極数は、別途お問い合わせ下さい。

C	B	A	MATERIAL NO.	CKT.	MODEL NO.
4.0	5.4	6.7	501330-0500	5	501330-**00
3.0	4.4	5.7	501330-0400	4	
2.0	3.4	4.7	501330-0300	3	
1.0	2.4	3.7	501330-0200	2	

材料
MATERIAL
66ナイロン 色：白
66NYLON COLOR:WHITE
ガラス無充填
GLASS FILLED : 0%
UL94V-0

REVISED
EC NO: J2005-1980 2005/01/18
DRWN:NYOSHIDA 2005/01/19
CHKD:MYAGI 2005/01/26
APPR:ANODA
DESCRIPTION
REV
A

GENERAL TOLERANCES (UNLESS SPECIFIED)

10 UNDER	±0.2
10 OVER 30 UNDER	±0.25
30 OVER	±0.3
ANGULAR ±3 °	

DRAFT WHERE APPLICABLE MUST REMAIN WITHIN DIMENSIONS

DIMENSION STYLE: MM ONLY
SCALE: 10:1
DESIGN UNITS: METRIC
THIRD ANGLE PROJECTION

DRAWN BY: NYOSHIDA DATE: 2004/07/30
CHECKED BY: MYAGI DATE: 2004/07/30
APPROVED BY: MIYAZAWA DATE: 2004/07/30
MATERIAL NO.: SEE CHART

TITLE
1.0 WIRE TO BOARD CONN.
1-ROW RECEPTACLE HOUSING
2-5CKT.

molex MOLEX INCORPORATED

DOCUMENT NO.: SD-501330-001
SHEET NO.: 1 OF 1

SIZE A3

THIS DRAWING CONTAINS INFORMATION THAT IS PROPRIETARY TO MOLEX INCORPORATED AND SHOULD NOT BE USED WITHOUT WRITTEN PERMISSION