Shock-Safe Fuseholder, 5 x 20 / 6.3 x 32 mm, Slot Knob, horizontal



500 VAC · 4 W / 16 A (VDE) · 600 VAC/DC · 30 A (UL/CSA)

Description
- Fuseholder for 500 VAC applications
- Fuseholder with high rated power acceptance
- Same drilling diagram (FUP and FUA)

Standards
- IEC 60127-6
- UL 4248-1 / UL 512
- CSA 4248-1 / no. 39

Approvals
- VDE Certificate Number: 40010391
- UL File Number: E39328

Applications
- Equipment with three-phase supply (400 VAC)
- Applications with rated current up to 16 A (VDE)
- Industrial electronic

Weblinks
pdf, html, General Product Information, Approvals, RoHS, CHINA-RoHS, e-Shop, SCHURTER-Stock-Check, Distributor-Stock-Check, Accessories

Technical Data

Shocksafe Category	PC2
Fuse-Link	5 x 20 or 6.3 x 32 mm
Mounting	PCB
Terminal	Solder THT
Rated Voltage	500 VAC (VDE), 600 VAC/DC (UL/CSA)
Rated Current	16 A (VDE), 30 A (UL/CSA)
Rated Power Acceptance IEC	4 W / 16 A @ Ta 23 °C Admissible power acceptance at higher ambient temperature see derating curves
Degree of Protection	IP 40
Protection Class	Suitable for appliances with protection class 1 or 2 acc. to IEC 61140
Admissible Ambient Air Temp.	-40 °C to 85 °C
Material: Socket	Thermoset, black, UL 94V-0
Material: Terminals	Tin-Plated Copper Alloy
Unit Weight (Socket/Cap)	14.2 g / 14.1 g
Storage Conditions	0 °C to 60 °C, max. 70% r.h.
Product Marking	S, Type, Voltage, Power Acc./Current Rating, Approvals

Soldering Methods	Wave
Solderability	235 °C / 2 sec acc. to IEC 60068-2-20, Test Ta, method 1
Resistance to Soldering Heat	260 °C / 10 sec acc. to IEC 60068-2-20, Test Tb, method 1A
Contact Resistance	< 5 mΩ at 20 mV
Dielectric Strength	> 3 kV between L-N (50 Hz; 1 min)
Impulse Withstand Voltage	> 4 kV between L-N
Insulation Resistance	> 10 MΩ between L-N (500 VDC; 1 min)
Overvoltage Category	I - III acc. to IEC 60664-1
Pollution Degree	2 acc. to IEC 60664-1

Dimensions

54.8 mm

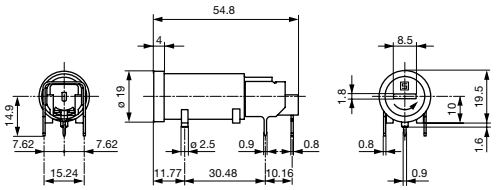

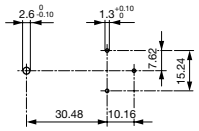

Drilling diagram

Derating Curves

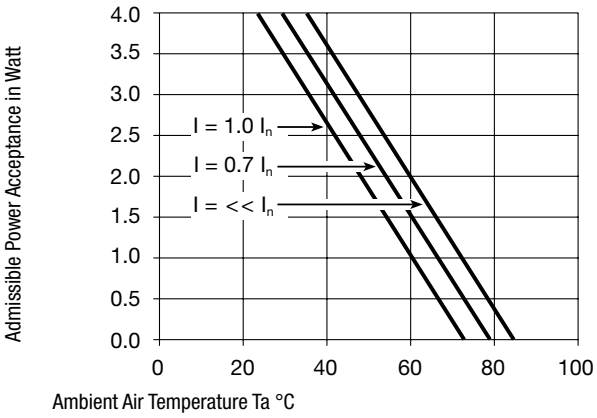

Variants

Holder	Cap	Fuse-Link	Degree of Protection	Remark	Order Number
●	Slot Knob	5 x 20mm	IP 40	0031.2500 + 0031.2323	0031.2510
●	Slot Knob	6.3 x 32mm	IP 40	0031.2500 + 0031.2321	0031.2520

Packaging Unit Bulk (25 pcs.)

Required Accessory



Description

Caps to FUL, FUP, FUA
Caps to Holder FUL, FUP, FUA

15.06.2012

SCHURTER ELECTRONIC COMPONENTS
The specifications, descriptions and illustrations indicated in this document are based on current information. All content is subject to modifications and amendments.