molex
one company > a world of innovation

This document was generated on 06/07/2010

PLEASE CHECK WWW.MOLEX.COM FOR LATEST PART INFORMATION

Part Number: 0424106552
Status: Active
Overview: modular_plugs_jacks
Description: Modular Jack, Vertical, 6/2, Panel Stops

Documents:

3D Model
Drawing (PDF)
Product Specification PS-42410 (PDF)
RoHS Certificate of Compliance (PDF)

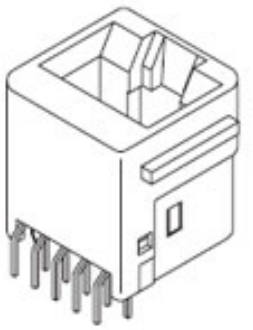

Series image - Reference only

Agency Certification

CSA	LR19980
UL	E107635

General

Product Family	Modular Jacks/Plugs
Series	42410
Comments	Flush Mount|Flangeless|2 PCB Thick
Component Type	PCB Jack
Magnetic	No
Overview	modular_plugs_jacks
Performance Category	3
Power over Ethernet (PoE)	N/A
Product Name	RJ11

Physical

Color - Resin	Black
Durability (mating cycles max)	500
Flammability	94V-0
Inverted / Top Latch	N/A
Lightpipes/LEDs	None
Material - Metal	Phosphor Bronze
Material - Plating Mating	Gold
Material - Plating Termination	Tin
Material - Resin	Polyester
Orientation	Vertical (Top Entry)
PCB Retention	Yes
PCB Thickness Recommended (in)	0.125 In
PCB Thickness Recommended (mm)	3.20 mm
Packaging Type	Tray
Pitch - Mating Interface (in)	0.050 In
Pitch - Mating Interface (mm)	1.27 mm
Ports	1
Positions / Loaded Contacts	6/2
Surface Mount Compatible (SMC)	No
Temperature Range - Operating	-40°C to +80°C
Termination Interface: Style	Through Hole
Wire/Cable Type	N/A

Electrical

Current - Maximum per Contact	1.5A
Shielded	No
Voltage - Maximum	125V

Solder Process Data

Duration at Max. Process Temperature (seconds)	5
Lead-free Process Capability	Wave Capable (TH only)
Max. Cycles at Max. Process Temperature	1

EU RoHS
ELV and RoHS Compliant
REACH SVHC
Not Reviewed
Halogen-Free Status
Not Reviewed

China RoHS

Need more information on product environmental compliance?

Email productcompliance@molex.com
For a multiple part number RoHS Certificate of Compliance, click here

Please visit the Contact Us section for any non-product compliance questions.

Search Parts in this Series
42410Series

Mates With
FCC 68 Plugs

Process Temperature max. C	235

Material Info

Reference - Drawing Numbers

Packaging Specification	PK-42410-492
Product Specification	PS-42410
Sales Drawing	SDA-42410-****
Test Summary	TS-42878-001

This document was generated on 06/07/2010

PLEASE CHECK WWW.MOLEX.COM FOR LATEST PART INFORMATION

NOTES:
1) MATERIALS: HOUSING PARTS ARE MADE OF POLYESTER, RATED U.L. 94 V-0, COLOR IS BLACK, TERMINALS ARE .015(0,38) THICK PHOSPHOR BRONZE.
2) TERMINAL PLATING OPTIONS PER ES-88-***:
   A - SELECT GOLD IN CONTACT AREA: 50 MICROINCHES MIN.
   *SELECT TIN IN PC TAIL AREA: 100 MICROINCHES MIN.
   WITH OVERALL NICKEL UNDERPLATE: 50 MICROINCHES MIN.
   B - SELECT GOLD IN CONTACT AREA: 15 MICROINCHES MIN.
   *SELECT TIN IN PC TAIL AREA: 100 MICROINCHES MIN.
   WITH OVERALL NICKEL UNDERPLATE: 50 MICROINCHES MIN.
   *THE PRIMARY SHIPPING CARTON WILL BE LABELED "COMPLIANT TO RoHS DIRECTIVE 2002/95/EC AND ELV ANNEX II OF DIRECTIVE 2000/53/EC". CARTONS WITHOUT THIS LABEL MAY CONTAIN PRODUCT WITH TIN-LEAD IN THE PC TAIL.
3) THESE MODULAR JACKS MEET THE PERFORMANCE REQUIREMENTS OF MOLEX PRODUCT SPECIFICATION PS-42410.
4) CONNECTORS ARE TO BE PACKED IN THERMOFORMED TRAYS, PER PACKAGING SPECIFICATION PK-42410-492.
5) ALL JACKS ARE DESIGNED TO BE USED WITH .062/(1,57) OR .125/(3,18) THICK P.C. BOARDS.
6) ALL JACKS CONFORM TO AND ACCEPT PLUGS WHICH CONFORM TO FCC RULES AND REGULATIONS PART 68, SUBPART F, WHEN PLATED WITH 50 MICROINCHES GOLD.
7) ALL JACKS MUST BE CAPABLE OF FITTING INTO MOLEX GAGE G-42410 (CONNECTOR SIZE 4).
8) SEE SHEETS 1 & 4 FOR CONNECTOR SIZE 4.
9) SEE SHEETS 3 & 4 FOR CONNECTOR SIZE 8.
10) SEE SHEET 4 FOR ASSEMBLY ITEM NUMBERS.
11) THIS MODULAR JACK ASSEMBLY IS ALSO AVAILABLE IN A UL 94V-0 RATED, GLASS-FILLED NYLON. (SEE MOLEX DRAWING SDA-43576)
12) ENGRAVED NUMBERS ON HOUSING BODY ARE FOR MOLDING IDENTIFICATON ONLY, THEY ARE NOT INTENDED FOR ASSEMBLY IDENTIFICATION PURPOSES.
13) ALL UNTOLERANCED DIMENSIONS ARE SHOWN FOR REFERENCE ONLY.

P.C. BOARD THICKNESS	DIM. "D" (MTG. PEGS)	DIM. "F" (P.C. TAILS)
0.062/(1.57)	.128 (3,25)	.120 +.015/-.025 (3,05 +,38/-.63)
0.125/(3.18)	.191 (4,85)	.205 +.015/-.025 (5,21 +.38/-.63)

CONNECTOR SIZE	CIRCUIT SIZE	DIM. "G"
6	6	.250 (6,35)
6	4	.150 (3,81)
6	2	.050 (1,27)

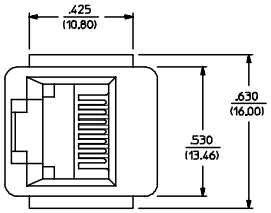

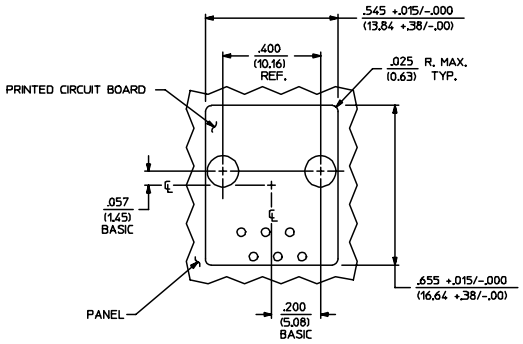

PANEL CUT-OUT FOR CONNECTOR SIZE 6

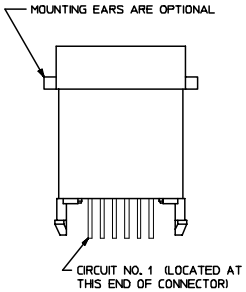

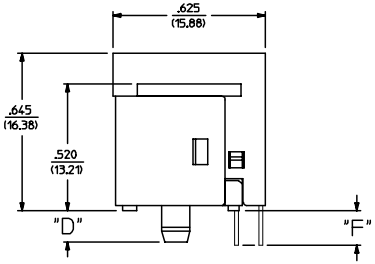

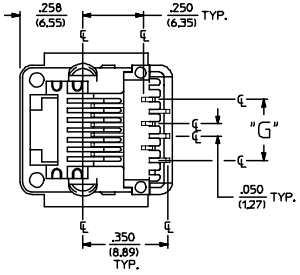

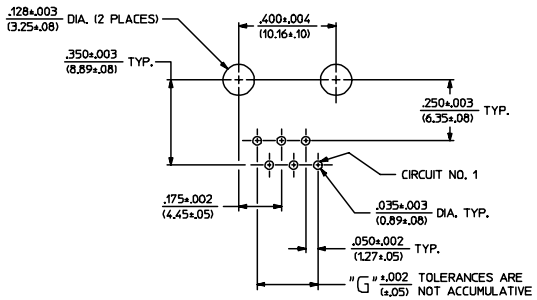

P.C. BOARD LAYOUT FOR CONNECTOR SIZE 6

SIZE 6 MODULAR JACK LOADED WITH 6 TERMINALS SHOWN ABOVE

(SEE SHEET 4 FOR PART NUMBER AVAILABILITY)

SEE SHEET ONE
EC NO: UCP2004-1617
DRWN:LSCHMDT 2004/03/03
CHKD:LSCHMDT 2004/03/03
APPR:FSMITH 2004/03/03
DESCRIPTION
REV
N

QUALITY SYMBOLS
▼ = 0
▽ = 0

GENERAL TOLERANCES (UNLESS SPECIFIED)

	mm	INCH
4 PLACES	± ---	± ---
3 PLACES	± ---	± ---
2 PLACES	± ---	± ---
1 PLACE	± ---	± ---
ANGULAR ±1/2°		

DRAFT WHERE APPLICABLE
MUST REMAIN WITHIN DIMENSIONS

SCALE 4:1
DESIGN UNITS INCH
DIMENSION STYLE IN/MM
DRAWN BY GLT DATE 1990/10/12
CHECKED BY BAP DATE 1990/10/12
APPROVED BY RAS DATE 1990/10/12
THIRD ANGLE PROJECTION
REVISE ON CAD ONLY
TITLE: ASSEMBLY, VERTICAL MODULAR JACKS (CONNECTOR SIZE 6)
MOLEX INCORPORATED
MATERIAL NO. SEE SHEET 4
DOCUMENT NO. SDA-42410-****
SHEET NO. 2 OF 4

THIS DRAWING CONTAINS INFORMATION THAT IS PROPRIETARY TO MOLEX INCORPORATED AND SHOULD NOT BE USED WITHOUT WRITTEN PERMISSION

D

42410

SIZE 4 VERTICAL MODJACK ASSEMBLIES

'X'=NOT TOOLED	ASSEMBLY ITEM NUMBER	PART CHARACTERISTICS: EXTERNAL CONNECTOR SIZE	NUMBER OF POSITIONS	P.C. BOARD THICKNESS	MOUNTING EARS OPTION	TERMINAL PLATING OPTION
	42410-4168	4 POS. BODY	4	.062/(1.57)	YES	A
	42410-4170	↑	↑	.062/(1.57)	NO	A
	42410-4264	↓	↓	.125/(3.18)	YES	A
	42410-4266	4 POS. BODY	4	.125/(3.18)	NO	A
	42410-4312	4 POS. BODY	2	.062/(1.57)	YES	A
	42410-4314	↑	↑	.062/(1.57)	NO	A
	42410-4408	↓	↓	.125/(3.18)	YES	A
	42410-4410	4 POS. BODY	2	.125/(3.18)	NO	A

SIZE 6 VERTICAL MODJACK ASSEMBLIES

'X'=NOT TOOLED	ASSEMBLY ITEM NUMBER	PART CHARACTERISTICS: EXTERNAL CONNECTOR SIZE	NUMBER OF POSITIONS	P.C. BOARD THICKNESS	MOUNTING EARS OPTION	TERMINAL PLATING OPTION
	42410-6168	6 POS. BODY	6	.062/(1.57)	YES	A
	42410-6170	↑	↑	.062/(1.57)	NO	A
	42410-6264	↓	↓	.125/(3.18)	YES	A
	42410-6266	6 POS. BODY	6	.125/(3.18)	NO	A
	42410-6312	6 POS. BODY	4	.062/(1.57)	YES	A
	42410-6314	↑	↑	.062/(1.57)	NO	A
	42410-6320	↓	↓	.062/(1.57)	YES	B
	42410-6408	↓	↓	.125/(3.18)	YES	A
	42410-6410	6 POS. BODY	4	.125/(3.18)	NO	A
	42410-6456	6 POS. BODY	2	.062/(1.57)	YES	A
	42410-6458	↑	↑	.062/(1.57)	NO	A
	42410-6552	↓	↓	.125/(3.18)	YES	A
	42410-6554	6 POS. BODY	2	.125/(3.18)	NO	A

SIZE 8 VERTICAL MODJACK ASSEMBLIES

'X'=NOT TOOLED	ASSEMBLY ITEM NUMBER	PART CHARACTERISTICS: EXTERNAL CONNECTOR SIZE	NUMBER OF POSITIONS	P.C. BOARD THICKNESS	KEYING OPTION	MOUNTING EARS OPTION	TERMINAL PLATING OPTION
	42410-8312	8 POS. BODY	8	.062/(1.57)	NO	YES	A
	42410-8314	↑	↑	.062/(1.57)	NO	NO	A
	42410-8360	↓	↓	.062/(1.57)	YES	YES	A
	42410-8362	↓	↓	.062/(1.57)	YES	NO	A
	42410-8504	↓	↓	.125/(3.18)	NO	YES	A
	42410-8506	↓	↓	.125/(3.18)	NO	NO	A
	42410-8552	↓	↓	.125/(3.18)	YES	YES	A
	42410-8554	8 POS. BODY	8	.125/(3.18)	YES	NO	A
	42410-8600	8 POS. BODY	6	.062/(1.57)	NO	YES	A
	42410-8602	↑	↑	.062/(1.57)	NO	NO	A
	42410-8648	↓	↓	.062/(1.57)	YES	YES	A
	42410-8650	↓	↓	.062/(1.57)	YES	NO	A
	42410-8792	↓	↓	.125/(3.18)	NO	YES	A
	42410-8794	↓	↓	.125/(3.18)	NO	NO	A
	42410-8840	↓	↓	.125/(3.18)	YES	YES	A
	42410-8842	8 POS. BODY	6	.125/(3.18)	YES	NO	A
	42410-8888	8 POS. BODY	4	.062/(1.57)	NO	YES	A
	42410-8890	↑	↑	.062/(1.57)	NO	NO	A
	42410-8936	↓	↓	.062/(1.57)	YES	YES	A
	42410-8938	↓	↓	.062/(1.57)	YES	NO	A
	42410-9080	↓	↓	.125/(3.18)	NO	YES	A
	42410-9082	↓	↓	.125/(3.18)	NO	NO	A
	42410-9128	↓	↓	.125/(3.18)	YES	YES	A
	42410-9130	8 POS. BODY	4	.125/(3.18)	YES	NO	A
	42410-9176	8 POS. BODY	2	.062/(1.57)	NO	YES	A
	42410-9178	↑	↑	.062/(1.57)	NO	NO	A
	42410-9224	↓	↓	.062/(1.57)	YES	YES	A
	42410-9226	↓	↓	.062/(1.57)	YES	NO	A
	42410-9368	↓	↓	.125/(3.18)	NO	YES	A
	42410-9370	↓	↓	.125/(3.18)	NO	NO	A
	42410-9416	↓	↓	.125/(3.18)	YES	YES	A
	42410-9418	8 POS. BODY	2	.125/(3.18)	YES	NO	A

SEE SHEET ONE
EC NO: UCP2004-1617
DRWN:LSCHMIDT 2004/03/03
CHKD:LSCHMIDT 2004/03/03
APPR:FSMITH 2004/03/03
REV: N
DESCRIPTION

QUALITY SYMBOLS
▼ = 0
▽ = 0

GENERAL TOLERANCES (UNLESS SPECIFIED)

	mm	INCH
4 PLACES	± ---	± ---
3 PLACES	± ---	± ---
2 PLACES	± ---	± ---
1 PLACE	± ---	± ---

ANGULAR ±1/2°

DRAFT WHERE APPLICABLE
MUST REMAIN WITHIN DIMENSIONS

SCALE: ---
DESIGN UNITS: INCH
DIMENSION STYLE: IN/MM
THIRD ANGLE PROJECTION
REVISE ON CAD ONLY

TITLE: ASSEMBLY, VERTICAL MODULAR JACKS

DRAWN BY: GLT DATE: 1990/10/12
CHECKED BY: BAP DATE: 1990/10/12
APPROVED BY: RAS DATE: 1990/10/12

molex MOLEX INCORPORATED

MATERIAL NO.: SEE CHART
DOCUMENT NO.: SDA-42410-****
SHEET NO.: 4 OF 4

THIS DRAWING CONTAINS INFORMATION THAT IS PROPRIETARY TO MOLEX INCORPORATED AND SHOULD NOT BE USED WITHOUT WRITTEN PERMISSION

D

tb_frame_D_P_ME_T
Rev. C 2002/05/05