molex
one company > a world of innovation

This document was generated on 04/19/2010

PLEASE CHECK WWW.MOLEX.COM FOR LATEST PART INFORMATION

Part Number: 0416610451

Status: Active

Description: 3.96mm (.156") Pitch KK® Header, Breakaway, Vertical, 4 Circuits, Tin (Sn) Plating, Pin length 12.70mm (.5A")

Documents:

3D Model
Drawing (PDF)
Product Specification PS-08-50 (PDF)
RoHS Certificate of Compliance (PDF)

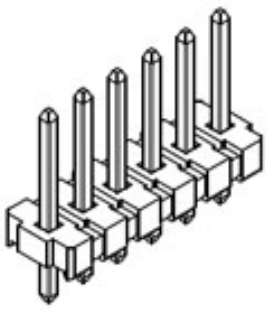

Series image - Reference only

General

Product Family	PCB Headers
Series	41661
Application	Board-to-Board, Wire-to-Board
Product Name	KK®

Physical

Breakaway	Yes
Circuits (Loaded)	4
Circuits (maximum)	4
Circuits Detail	4
Color - Resin	Black
Durability (mating cycles max)	25
First Mate / Last Break	No
Glow-Wire Compliant	No
Guide to Mating Part	No
Keying to Mating Part	None
Lock to Mating Part	None
Material - Metal	Brass
Material - Plating Mating	Tin
Material - Plating Termination	Tin
Material - Resin	Polyester
Number of Rows	1
Orientation	Vertical
PC Tail Length (in)	0.140 In
PC Tail Length (mm)	3.56 mm
PCB Locator	No
PCB Retention	None
PCB Thickness Recommended (in)	0.062 In
PCB Thickness Recommended (mm)	1.57 mm
Packaging Type	Bag
Pitch - Mating Interface (in)	0.156 In
Pitch - Mating Interface (mm)	3.96 mm
Pitch - Term. Interface (in)	0.156 In
Pitch - Term. Interface (mm)	3.96 mm
Polarized to Mating Part	No
Polarized to PCB	No
Shrouded	No
Stackable	Yes
Surface Mount Compatible (SMC)	No
Temperature Range - Operating	0°C to +50°C
Termination Interface: Style	Through Hole

Electrical

Current - Maximum per Contact	4.5A
Voltage - Maximum	250V

EU RoHS
ELV and RoHS Compliant
REACH SVHC
Contains SVHC: No
Halogen-Free Status
Not Reviewed

China RoHS

Need more information on product environmental compliance?

Email productcompliance@molex.com
For a multiple part number RoHS Certificate of Compliance, click here

Please visit the Contact Us section for any non-product compliance questions.

Search Parts in this Series
41661Series

Mates With
2139 KK® Crimp Housing, 41695 KK® Crimp Housing, 6442 KK® Crimp Housing, 7674 KK® Crimp Housing, 7675 KK® IDT Solder Connectors, 2145 PCB Connector, 41815 PCB Connector

Solder Process Data

Duration at Max. Process Temperature (seconds)	5
Lead-free Process Capability	Wave Capable (TH only)
Max. Cycles at Max. Process Temperature	1
Process Temperature max. C	235

Material Info

Old Part Number	A-41661-A04CF102

Reference - Drawing Numbers

Product Specification	PS-08-50
Sales Drawing	SD-41661-001

This document was generated on 04/19/2010

PLEASE CHECK WWW.MOLEX.COM FOR LATEST PART INFORMATION

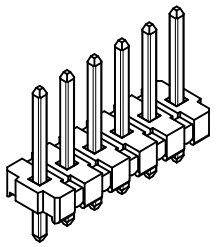

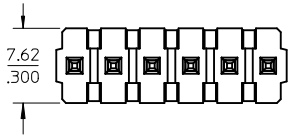

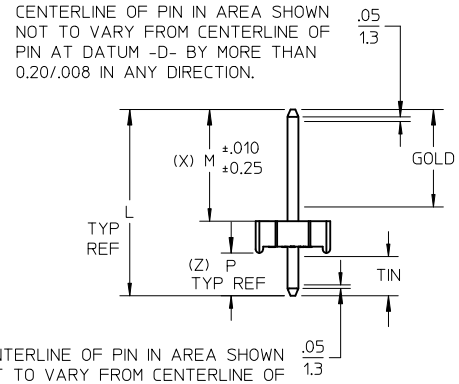

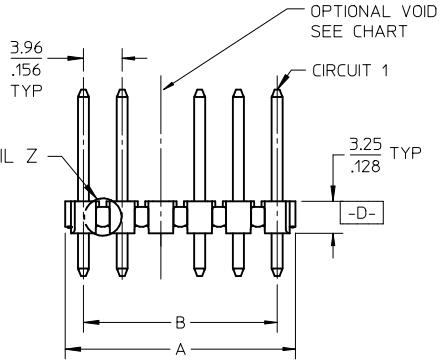

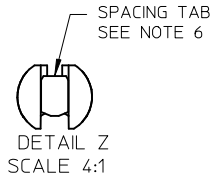

B	A	CKT SIZE
3.96/.156	6.78-7.87 / .267-.310	2
7.92/.312	10.74-11.84 / .423-.466	3
11.89/.468	14.71-15.80 / .579-.622	4
15.85/.624	18.67-19.76 / .735-.778	5
19.81/.780	22.63-23.72 / .891-.934	6
23.77/.936	26.59-27.69 / 1.047-1.090	7
27.74/1.092	30.56-31.65 / 1.203-1.246	8
31.70/1.248	34.52-35.61 / 1.359-1.402	9
35.66/1.404	38.48-39.57 / 1.515-1.558	10
39.62/1.560	42.44-43.54 / 1.671-1.714	11
43.59/1.716	46.41-47.50 / 1.827-1.870	12
47.55/1.872	50.37-51.46 / 1.983-2.026	13
51.51/2.028	54.33-55.42 / 2.139-2.182	14
55.47/2.184	58.29-59.39 / 2.295-2.338	15
59.44/2.340	62.26-63.35 / 2.451-2.494	16
63.40/2.496	66.22-67.31 / 2.607-2.650	17
67.36/2.652	70.18-71.27 / 2.763-2.806	18
71.32/2.808	74.14-75.23 / 2.919-2.962	19
75.29/2.964	78.11-79.20 / 3.075-3.118	20
79.25/3.120	82.07-83.16 / 3.231-3.274	21
83.21/3.276	86.03-87.12 / 3.387-3.430	22
87.17/3.432	89.94-91.08 / 3.541-3.586	23
91.14/3.588	93.85-95.00 / 3.695-3.740	24

NOTES:
1. MATERIAL: HEADER: GLASS FILLED POLYESTER, 94V-0, MOLDED BLACK.
2. FINISH:
   (102) OVERALL TIN: 0.00508/.000200 MIN OVER COPPER
   (222) OVERALL MATTE TIN: 0.00254/.000100 MIN OVER 0.00127/.000050 MIN NICKEL
   (208) SELECT GOLD: 0.00038/.000015 MIN,
   SELECT TIN: 0.00254/.000100 MIN,
   OVERALL NICKEL UNDERPLATE: 0.00127/.000050 MIN.
   (228) SELECT GOLD: 0.00076/.000030 MIN,
   SELECT TIN: 0.00254/.000100 MIN,
   OVERALL NICKEL UNDERPLATE: 0.00127/.000050 MIN.
   (501) OVERALL GOLD: 0.00051/.000020 MIN OVER 0.00076/.000030 MIN NICKEL
3. THIS PART CONFORMS TO PRODUCT SPEC PS-08-50.
4. PACKAGING: SEE CHARTS.
5. SOLDERABILITY: SEE SMES 152.
6. PARTS ARE STACKABLE END TO END ON 3.96/.156 CENTERS.
   (SPACING TABS MUST BE REMOVED ON CIRCUIT SIZES 2 THRU 23 BEFORE PARTS ARE STACKABLE.)
7. THIS PART CONFORMS TO CLASS B REQUIREMENTS OF COSMETIC SPECIFICATION PS-45499-002.
8. PIN PUSH-OUT FORCE: PRIOR TO SOLDERING, A 3 LB MINIMUM FORCE (IN EITHER DIRECTION) SHALL BE REQUIRED TO PUSH THE PIN OUT OF THE HEADER.

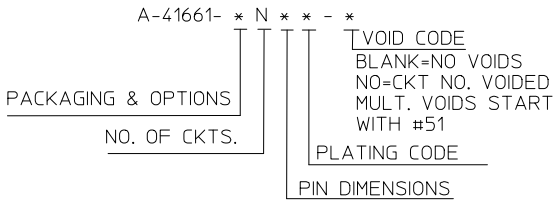

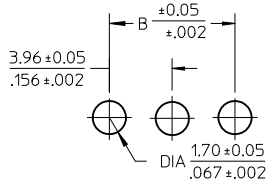

PCB LAYOUT: COMPONENT SIDE
RECOMMENDED PCB THICKNESS:
1.57±.18/.062±.007

DRAWING FORMAT	SHEETS	REV LEVEL
GENERAL DOCS.	2-*	BD1
ANNOTATOR	1	

ADD 41661-0642
EC NO: UCP2010-1384 2010/02/03
DRWN:MKIPPER 2010/02/09
CHKD:SSOUSEK 2010/02/10
APPR:FSMITH
DESCRIPTION
REV BD1

QUALITY SYMBOLS
E/A=0
E/C=0
E/P=0

GENERAL TOLERANCES (UNLESS SPECIFIED)

	mm	INCH
4 PLACES	± ---	± ---
3 PLACES	± ---	± .010
2 PLACES	± 0.25	± .014
1 PLACE	± 0.36	± ---
ANGULAR ±1/2°		

DRAFT WHERE APPLICABLE MUST REMAIN WITHIN DIMENSIONS

DIMENSION STYLE: MM/IN
SCALE: 2:1
DESIGN UNITS: INCH
THIRD ANGLE PROJECTION

		DATE
DRAWN BY	JSCHAFER	2004/03/04
CHECKED BY	KSAMIEC	2004/03/04
APPROVED BY	MARGULIS	2004/03/04

TITLE: KK .156 HEADER ASSEMBLY FLAT BREAKAWAY 2-24 CKTS

MOLEX INCORPORATED

MATERIAL NO.: SEE CHART
DOCUMENT NO.: SD-41661-001
SHEET NO.: 1 OF *
SIZE: B

THIS DRAWING CONTAINS INFORMATION THAT IS PROPRIETARY TO MOLEX INCORPORATED AND SHOULD NOT BE USED WITHOUT WRITTEN PERMISSION

PIN NUMBER	2161-1(102)
PIN LENGTH	19.0/.750
PLATING	102
MATING "M"	11.43/.450
PCB "P"	4.37/.172
GOLD "G"	N/A
TIN "T"	OVERALL
PACKAGING	PK-41661-001
STATUS	

A-41661-ANA102-*		
MATERIAL	ENGINEERING	VOIDS
26-48-1021	-A2A102	
26-48-1031	-A3A102	
26-48-1041	-A4A102	
26-48-1051	-A5A102	
26-48-1061	-A6A102	
26-48-1071	-A7A102	
26-48-1081	-A8A102	
26-48-1091	-A9A102	
26-48-1101	-A10A102	
26-48-1111	-A11A102	
26-48-1121	-A12A102	
26-48-1131	-A13A102	
26-48-1141	-A14A102	
26-48-1151	-A15A102	
26-48-1161	-A16A102	
26-48-1171	-A17A102	
26-48-1181	-A18A102	
26-48-1191	-A19A102	
26-48-1201	-A20A102	
26-48-1211	-A21A102	
26-48-1221	-A22A102	
26-48-1231	-A23A102	
26-48-1241	-A24A102	
26-48-1178	-A17A102-3	3
26-48-1138	-A13A102-3	3
26-50-3105	-A10A102-4	4

PIN NUMBER	CONTINUED
PIN LENGTH	
PLATING	FROM
MATING "M"	
PCB "P"	LAST
GOLD "G"	
TIN "T"	COLUMN
PACKAGING	
STATUS	

A-41661-ANA102-*		
MATERIAL	ENGINEERING	VOIDS
26-50-3092	-A9A102-7	7
26-50-3201	-A20A102-3	3
26-50-3164	-A16A102-52	2, 15
41661-2004	-A6A102-4	4
41661-2005	-A4A102-51	2,3
41661-2006	-A5A102-3	3
26-50-3039	-A3A102-2	2
26-50-3049	-A4A102-2	2
26-50-3059	-A5A102-2	2
26-50-3069	-A6A102-2	2
26-50-3074	-A7A102-2	2
26-50-3089	-A8A102-2	2
26-50-3099	-A9A102-2	2
26-50-3104	-A10A102-2	2
26-50-3119	-A11A102-2	2
26-50-3129	-A12A102-2	2
26-50-3139	-A13A102-2	2
26-50-3149	-A14A102-2	2
26-50-3159	-A15A102-2	2
26-50-3169	-A16A102-2	2
26-50-3179	-A17A102-2	2
26-50-3189	-A18A102-2	2
26-50-3199	-A19A102-2	2
26-50-3209	-A20A102-2	2
50-29-1687	-A07A102-4	4
50-29-1612	-A15A102-7	7

PIN NUMBER	43294-0236
PIN LENGTH	19.0/.750
PLATING	208
MATING "M"	11.43/.450
PCB "P"	4.37/.172
GOLD "G"	6.86 / .270
TIN "T"	4.06/.160
PACKAGING	PK-41661-001
STATUS	

A-41661-BNA208-*		
MATERIAL	ENGINEERING	VOIDS
41661-0001	-B02A208	
41661-0002	-B03A208	
41661-0003	-B04A208	
41661-0004	-B05A208	
41661-0005	-B06A208	
41661-0006	-B07A208	
41661-0007	-B08A208	
41661-0008	-B09A208	
41661-0009	-B10A208	
41661-0010	-B11A208	
41661-0011	-B12A208	
41661-0012	-B13A208	
41661-0013	-B14A208	
41661-0014	-B15A208	
41661-0015	-B16A208	
41661-0016	-B17A208	
41661-0017	-B18A208	
41661-0018	-B19A208	
41661-0019	-B20A208	
41661-0020	-B21A208	
41661-0021	-B22A208	
41661-0022	-B23A208	
41661-0023	-B24A208	

PIN NUMBER	43294-0237
PIN LENGTH	19.0/.750
PLATING	228
MATING "M"	11.43/.450
PCB "P"	4.37/.172
GOLD "G"	6.86/.270
TIN "T"	4.06/.160
PACKAGING	PK-41661-001
STATUS	

A-41661-BNA228-*		
MATERIAL	ENGINEERING	VOIDS
41661-0024	-B02A228	
41661-0025	-B03A228	
41661-0026	-B04A228	
41661-0027	-B05A228	
41661-0028	-B06A228	
41661-0029	-B07A228	
41661-0030	-B08A228	
41661-0031	-B09A228	
41661-0032	-B10A228	
41661-0033	-B11A228	
41661-0034	-B12A228	
41661-0035	-B13A228	
41661-0036	-B14A228	
41661-0037	-B15A228	
41661-0038	-B16A228	
41661-0039	-B17A228	
41661-0040	-B18A228	
41661-0041	-B19A228	
41661-0042	-B20A228	
41661-0043	-B21A228	
41661-0044	-B22A228	
41661-0045	-B23A228	
41661-0046	-B24A228	

REV:	ECR/ECN INFORMATION:	TITLE:	SHEET No.
BD1	EC No.: **UCP2010-1384** DATE: **2/10/2010**	**KK 156 HEADER ASSEMBLY** **FLAT BREAKAWAY** **2-24 CKTS**	**- 2 -**

DOCUMENT NUMBER:	CREATED / REVISED BY:	CHECKED BY:	APPROVED BY:
SD- 41661 -001	**MKIPPER**	**SSOUSEK**	**FSMITH**

PIN NUMBER	2161-65(102)	
PIN LENGTH	22.71/.894	
PLATING	102	
MATING "M"	15.09/.594	
PCB "P"	4.37/.172	
GOLD "G"	N/A	
TIN "T"	OVERALL	
PACKAGING	PK-41661-001	
STATUS		
A-41661-ANAE102-*		
MATERIAL	ENGINEERING	VOIDS
26-48-1020	-A2AE102	
26-48-1030	-A3AE102	
26-48-1040	-A4AE102	
26-48-1050	-A5AE102	
26-48-1060	-A6AE102	
26-48-1070	-A7AE102	
26-48-1080	-A8AE102	
26-48-1090	-A9AE102	
26-48-1100	-A10AE102	
26-48-1110	-A11AE102	
26-48-1120	-A12AE102	
26-48-1130	-A13AE102	
26-48-1140	-A14AE102	
26-48-1150	-A15AE102	
26-48-1160	-A16AE102	
26-48-1170	-A17AE102	
26-48-1180	-A18AE102	
26-48-1190	-A19AE102	
26-48-1200	-A20AE102	
26-48-1210	-A21AE102	
26-48-1220	-A22AE102	
26-48-1230	-A23AE102	
26-48-1240	-A24AE102	

PIN NUMBER	2161-3(102)	
PIN LENGTH	23.80/.937	
PLATING	102	
MATING "M"	16.18/.637	
PCB "P"	4.37/.172	
GOLD "G"	N/A	
TIN "T"	OVERALL	
PACKAGING	PK-41661-001	
STATUS		
A-41661-ANC102-*		
MATERIAL	ENGINEERING	VOIDS
26-48-7021	-A2C102	
26-48-7031	-A3C102	
26-48-7041	-A4C102	
26-48-7051	-A5C102	
26-48-7061	-A6C102	
26-48-7071	-A7C102	
26-48-7081	-A8C102	
26-48-7091	-A9C102	
26-48-7101	-A10C102	
26-48-7111	-A11C102	
26-48-7121	-A12C102	
26-48-7131	-A13C102	
26-48-7141	-A14C102	
26-48-7151	-A15C102	
26-48-7161	-A16C102	
26-48-7171	-A17C102	
26-48-7181	-A18C102	
26-48-7191	-A19C102	
26-48-7201	-A20C102	
26-48-7211	-A21C102	
26-48-7221	-A22C102	
26-48-7231	-A23C102	
26-48-7241	-A24C102	

PIN NUMBER	2161-16(501)	
PIN LENGTH	25.40/1.000	
PLATING	501	
MATING "M"	18.26/.719	
PCB "P"	3.89/.153	
GOLD "G"	OVERALL	
TIN "T"	N/A	
PACKAGING	PK-41661-001	
STATUS		
A-41661-AND501-*		
MATERIAL	ENGINEERING	VOIDS
26-48-5023	-A2D501	
41661-0093	-A3D501	
41661-0094	-A4D501	
41661-0095	-A5D501	
41661-0096	-A6D501	
41661-0097	-A7D501	
26-48-5083	-A8D501	
41661-0098	-A9D501	
41661-0099	-A10D501	
41661-0100	-A11D501	
26-48-5123	-A12D501	
41661-0101	-A13D501	
41661-0102	-A14D501	
41661-0103	-A15D501	
41661-0104	-A16D501	
41661-0105	-A17D501	
41661-0106	-A18D501	
41661-0107	-A19D501	
41661-0108	-A20D501	
41661-0109	-A21D501	
41661-0110	-A22D501	
41661-0111	-A23D501	
41661-0112	-A24D501	

PIN NUMBER	2161-36(102)	
PIN LENGTH	30.48/1.200	
PLATING	102	
MATING "M"	24.21/.953	
PCB "P"	3.02/.119	
GOLD "G"	N/A	
TIN "T"	OVERALL	
PACKAGING	PK-41661-001	
STATUS		
A-41661-ANE102-*		
MATERIAL	ENGINEERING	VOIDS
26-58-4020	-A2E102	
26-58-4030	-A3E102	
26-58-4040	-A4E102	
26-58-4050	-A5E102	
26-58-4060	-A6E102	
26-58-4070	-A7E102	
26-58-4080	-A8E102	
26-58-4090	-A9E102	
26-58-4100	-A10E102	
26-58-4110	-A11E102	
26-58-4120	-A12E102	
26-58-4130	-A13E102	
26-58-4140	-A14E102	
26-58-4150	-A15E102	
26-58-4160	-A16E102	
26-58-4170	-A17E102	
26-58-4180	-A18E102	
26-58-4190	-A19E102	
26-58-4200	-A20E102	
26-58-4210	-A21E102	
26-58-4220	-A22E102	
26-58-4230	-A23E102	
26-58-4240	-A24E102	

REV:	ECR/ECN INFORMATION:	TITLE:	SHEET No.
BD1	EC No.: **UCP2010-1384** DATE: **2/10/2010**	**KK 156 HEADER ASSEMBLY** **FLAT BREAKAWAY** **2-24 CKTS**	**- 3 -**

DOCUMENT NUMBER:	CREATED / REVISED BY:	CHECKED BY:	APPROVED BY:
SD- 41661 -001	**MKIPPER**	**SSOUSEK**	**FSMITH**

PIN NUMBER	2161-21(102)	
PIN LENGTH	28.58/1.125	
PLATING	102	
MATING "M"	20.96/.825	
PCB "P"	4.37/.172	
GOLD "G"	N/A	
TIN "T"	OVERALL	
PACKAGING	PK-41661-001	
STATUS		
A-41661-ANF102-*		
MATERIAL	ENGINEERING	VOIDS
26-48-4021	-A2F102	
26-48-4031	-A3F102	
26-48-4041	-A4F102	
41661-0113	-A5F102	
26-48-4061	-A6F102	
41661-0114	-A7F102	
26-48-4081	-A8F102	
41661-0115	-A9F102	
26-48-4101	-A10F102	
26-48-4111	-A11F102	
41661-0116	-A12F102	
41661-0117	-A13F102	
41661-0118	-A14F102	
26-48-4151	-A15F102	
41661-0119	-A16F102	
41661-0120	-A17F102	
41661-0121	-A18F102	
41661-0122	-A19F102	
41661-0123	-A20F102	
41661-0124	-A21F102	
41661-0125	-A22F102	
41661-0126	-A23F102	
26-48-4241	-A24F102	

PIN NUMBER	2161-36(501)	
PIN LENGTH	30.48/1.200	
PLATING	501	
MATING "M"	24.21/.953	
PCB "P"	3.02/.119	
GOLD "G"	OVERALL	
TIN "T"	N/A	
PACKAGING	PK-41661-001	
STATUS		
A-41661-ANE501-*		
MATERIAL	ENGINEERING	VOIDS
41661-0127	-A2E501	
41661-0128	-A3E501	
41661-0129	-A4E501	
41661-0130	-A5E501	
41661-0131	-A6E501	
41661-0132	-A7E501	
26-48-3081	-A8E501	
41661-0133	-A9E501	
41661-0134	-A10E501	
41661-0135	-A11E501	
26-48-3121	-A12E501	
26-48-3131	-A13E501	
41661-0136	-A14E501	
41661-0137	-A15E501	
41661-0138	-A16E501	
41661-0139	-A17E501	
41661-0140	-A18E501	
41661-0141	-A19E501	
41661-0142	-A20E501	
41661-0143	-A21E501	
41661-0144	-A22E501	
41661-0145	-A23E501	
26-48-3241	-A24E501	

PIN NUMBER	2161-95(102)	
PIN LENGTH	37.24/1.468	
PLATING	102	
MATING "M"	13.97/.550	
PCB "P"	20.07/.790	
GOLD "G"	N/A	
TIN "T"	OVERALL	
PACKAGING	PK-41661-001	
STATUS		
A-41661-ANH102-*		
MATERIAL	ENGINEERING	VOIDS
41661-0146	-A2H102	
41661-0147	-A3H102	
41661-0148	-A4H102	
41661-0149	-A5H102	
26-48-8061	-A6H102	
41661-0150	-A7H102	
41661-0151	-A8H102	
41661-0152	-A9H102	
41661-0153	-A10H102	
41661-0154	-A11H102	
41661-0155	-A12H102	
26-48-8131	-A13H102	
41661-0156	-A14H102	
41661-0157	-A15H102	
41661-0158	-A16H102	
41661-0159	-A17H102	
41661-0160	-A18H102	
41661-0161	-A19H102	
41661-0162	-A20H102	
41661-0163	-A21H102	
41661-0164	-A22H102	
41661-0165	-A23H102	
41661-0166	-A24H102	

PIN NUMBER	2161-7(102)	
PIN LENGTH	34.67/1.562	
PLATING	102	
MATING "M"	33.40/1.315	
PCB "P"	3.10/.122	
GOLD "G"	N/A	
TIN "T"	OVERALL	
PACKAGING	PK-41661-001	
STATUS		
A-41661-ANL102-*		
MATERIAL	ENGINEERING	VOIDS
26-48-9021	-A2L102	
26-48-9031	-A3L102	
41661-0167	-A4L102	
26-48-9051	-A5L102	
26-48-9061	-A6L102	
26-48-9071	-A7L102	
41661-0168	-A8L102	
41661-0169	-A9L102	
41661-0170	-A10L102	
41661-0171	-A11L102	
41661-0172	-A12L102	
41661-0173	-A13L102	
41661-0174	-A14L102	
41661-0175	-A15L102	
41661-0176	-A16L102	
41661-0177	-A17L102	
41661-0178	-A18L102	
41661-0179	-A19L102	
41661-0180	-A20L102	
41661-0181	-A21L102	
41661-0182	-A22L102	
41661-0183	-A23L102	
26-48-9241	-A24L102	

REV:	ECR/ECN INFORMATION:	TITLE:	SHEET No.
BD1	EC No.: **UCP2010-1384** DATE: **2/10/2010**	**KK 156 HEADER ASSEMBLY** **FLAT BREAKAWAY** **2-24 CKTS**	**- 4 -**

DOCUMENT NUMBER:	CREATED / REVISED BY:	CHECKED BY:	APPROVED BY:
SD- 41661 -001	**MKIPPER**	**SSOUSEK**	**FSMITH**

PIN NUMBER	2161-36(102)
PIN LENGTH	30.48/1.200
PLATING	102
MATING "M"	22.61/.890
PCB "P"	4.62/.182
GOLD "G"	N/A
TIN "T"	OVERALL
PACKAGING	PK-41661-001
STATUS	

A-41661-ANM102-*

MATERIAL	ENGINEERING	VOIDS
26-58-4022	-A2M102	
41661-0184	-A3M102	
26-58-4042	-A4M102	
26-58-4052	-A5M102	
41661-0186	-A6M102	
26-58-4072	-A7M102	
41661-0187	-A8M102	
26-58-4092	-A9M102	
26-58-4102	-A10M102	
41661-0188	-A11M102	
26-58-4122	-A12M102	
41661-0189	-A13M102	
41661-0190	-A14M102	
26-58-4152	-A15M102	
26-58-4162	-A16M102	
41661-0192	-A17M102	
41661-0193	-A18M102	
41661-0194	-A19M102	
41661-0195	-A20M102	
41661-0196	-A21M102	
41661-0197	-A22M102	
41661-0198	-A23M102	
41661-0199	-A24M102	

PIN NUMBER	2161-7(102)
PIN LENGTH	39.67/1.562
PLATING	102
MATING "M"	32.61/1.284
PCB "P"	3.81/.150
GOLD "G"	N/A
TIN "T"	OVERALL
PACKAGING	PK-41661-001
STATUS	

A-41661-ANN102-*

MATERIAL	ENGINEERING	VOIDS
41661-0200	-A2N102	
41661-0201	-A3N102	
41661-0202	-A4N102	
41661-0203	-A5N102	
26-58-0062	-A6N102	
41661-0204	-A7N102	
41661-0205	-A8N102	
26-58-0092	-A9N102	
26-58-0102	-A10N102	
41661-0206	-A11N102	
41661-0207	-A12N102	
41661-0208	-A13N102	
41661-0209	-A14N102	
41661-0210	-A15N102	
41661-0211	-A16N102	
41661-0212	-A17N102	
41661-0213	-A18N102	
41661-0214	-A19N102	
41661-0215	-A20N102	
41661-0216	-A21N102	
41661-0217	-A22N102	
41661-0218	-A23N102	
26-58-0242	-A24N102	

PIN NUMBER	2161-36(102)
PIN LENGTH	30.48/1.200
PLATING	102
MATING "M"	13.44/.531
PCB "P"	13.74/.541
GOLD "G"	N/A
TIN "T"	OVERALL
PACKAGING	PK-41661-001
STATUS	

A-41661-ANR102-*

MATERIAL	ENGINEERING	VOIDS
26-48-4022	-A2R102	
26-48-4032	-A3R102	
26-48-4042	-A4R102	
26-48-4052	-A5R102	
26-48-4062	-A6R102	
26-48-4072	-A7R102	
26-48-4082	-A8R102	
26-48-4092	-A9R102	
26-48-4102	-A10R102	
26-48-4112	-A11R102	
26-48-4122	-A12R102	
26-48-4132	-A13R102	
26-48-4142	-A14R102	
26-48-4152	-A15R102	
26-48-4162	-A16R102	
26-48-4172	-A17R102	
26-48-4182	-A18R102	
26-48-4192	-A19R102	
26-48-4202	-A20R102	
26-48-4212	-A21R102	
26-48-4222	-A22R102	
26-48-4232	-A23R102	
26-48-4242	-A24R102	
26-50-4055	-A5R102-4	4

PIN NUMBER	2161-3(501)
PIN LENGTH	23.80/.937
PLATING	501
MATING "M"	16.18/.637
PCB "P"	4.37/.172
GOLD "G"	OVERALL
TIN "T"	N/A
PACKAGING	PK-41661-001
STATUS	

41661-ANC501-*

MATERIAL	ENGINEERING	VOIDS
41661-0219	-A2C501	
41661-0220	-A3C501	
41661-0221	-A4C501	
41661-0222	-A5C501	
26-48-5064	-A6C501	
41661-0223	-A7C501	
41661-0224	-A8C501	
41661-0225	-A9C501	
26-48-5104	-A10C501	
41661-0226	-A11C501	
41661-0227	-A12C501	
41661-0228	-A13C501	
41661-0229	-A14C501	
41661-0230	-A15C501	
41661-0231	-A16C501	
41661-0232	-A17C501	
41661-0233	-A18C501	
41661-0234	-A19C501	
41661-0235	-A20C501	
41661-0236	-A21C501	
41661-0237	-A22C501	
41661-0238	-A23C501	
26-48-5244	-A24C501	

REV:	ECR/ECN INFORMATION:	TITLE:	SHEET No.
BD1	EC No.: **UCP2010-1384** DATE: **2/10/2010**	**KK 156 HEADER ASSEMBLY** **FLAT BREAKAWAY** **2-24 CKTS**	**- 5 -**

DOCUMENT NUMBER:	CREATED / REVISED BY:	CHECKED BY:	APPROVED BY:
SD- 41661 -001	**MKIPPER**	**SSOUSEK**	**FSMITH**

PIN NUMBER	2161-22(102)
PIN LENGTH	31.75/1.250
PLATING	102
MATING "M"	25.70/1.012
PCB "P"	2.79/.110
GOLD "G"	N/A
TIN "T"	OVERALL
PACKAGING	PK-41661-001
STATUS	

A-41661-ANW102-*

MATERIAL	ENGINEERING	VOIDS
41661-0239	-A2W102	
41661-0240	-A3W102	
26-58-0045	-A4W102	
41661-0241	-A5W102	
41661-0242	-A6W102	
41661-0243	-A7W102	
41661-0244	-A8W102	
41661-0245	-A9W102	
26-58-0105	-A10W102	
41661-0246	-A11W102	
41661-0247	-A12W102	
41661-0248	-A13W102	
41661-0249	-A14W102	
41661-0250	-A15W102	
41661-0251	-A16W102	
41661-0252	-A17W102	
41661-0253	-A18W102	
41661-0254	-A19W102	
41661-0255	-A20W102	
41661-0256	-A21W102	
41661-0257	-A22W102	
41661-0258	-A23W102	
26-58-0245	-A24W102	

PIN NUMBER	2161-19(102)
PIN LENGTH	26.21/1.032
PLATING	102
MATING "M"	19.48/.767
PCB "P"	3.56/.140
GOLD "G"	N/A
TIN "T"	OVERALL
PACKAGING	PK-41661-001
STATUS	

A-41661-ANY102-*

MATERIAL	ENGINEERING	VOIDS
41661-0259	-A2Y102	
26-58-0030	-A3Y102	
26-58-0040	-A4Y102	
41661-0260	-A5Y102	
26-58-0060	-A6Y102	
26-58-0070	-A7Y102	
41661-0261	-A8Y102	
26-58-0090	-A9Y102	
26-58-0100	-A10Y102	
26-58-0110	-A11Y102	
41661-0262	-A12Y102	
41661-0263	-A13Y102	
41661-0264	-A14Y102	
41661-0265	-A15Y102	
41661-0266	-A16Y102	
41661-0267	-A17Y102	
41661-0268	-A18Y102	
41661-0269	-A19Y102	
41661-0270	-A20Y102	
41661-0271	-A21Y102	
41661-0272	-A22Y102	
41661-0273	-A23Y102	
26-58-0240	-A24Y102	

PIN NUMBER	2161-22(102)
PIN LENGTH	31.75/1.250
PLATING	102
MATING "M"	18.34/.722
PCB "P"	10.16/.400
GOLD "G"	N/A
TIN "T"	OVERALL
PACKAGING	PK-41661-001
STATUS	

A-41661-ANZ102-*

MATERIAL	ENGINEERING	VOIDS
41661-0274	-A2Z102	
41661-0275	-A3Z102	
41661-0276	-A4Z102	
41661-0277	-A5Z102	
26-58-0061	-A6Z102	
41661-0278	-A7Z102	
41661-0279	-A8Z102	
41661-0280	-A9Z102	
41661-0281	-A10Z102	
41661-0282	-A11Z102	
26-58-0121	-A12Z102	
41661-0283	-A13Z102	
41661-0284	-A14Z102	
41661-0285	-A15Z102	
41661-0286	-A16Z102	
41661-0287	-A17Z102	
41661-0288	-A18Z102	
41661-0289	-A19Z102	
41661-0290	-A20Z102	
41661-0291	-A21Z102	
41661-0292	-A22Z102	
41661-0293	-A23Z102	
26-58-0241	-A24Z102	

PIN NUMBER	2161-38(102)
PIN LENGTH	38.10/1.500
PLATING	102
MATING "M"	31.80/1.252
PCB "P"	3.05/.120
GOLD "G"	N/A
TIN "T"	OVERALL
PACKAGING	PK-41661-001
STATUS	

A-41661-ANAA102-*

MATERIAL	ENGINEERING	VOIDS
41661-0294	-A2AA102	
41661-0295	-A3AA102	
41661-0296	-A4AA102	
41661-0297	-A5AA102	
41661-0298	-A6AA102	
41661-0299	-A7AA102	
26-58-0083	-A8AA102	
41661-0300	-A9AA102	
41661-0301	-A10AA102	
41661-0302	-A11AA102	
41661-0303	-A12AA102	
41661-0304	-A13AA102	
41661-0305	-A14AA102	
41661-0306	-A15AA102	
41661-0307	-A16AA102	
26-58-0173	-A17AA102	
41661-0308	-A18AA102	
41661-0309	-A19AA102	
41661-0310	-A20AA102	
41661-0311	-A21AA102	
41661-0312	-A22AA102	
41661-0313	-A23AA102	
41661-0314	-A24AA102	

REV:	ECR/ECN INFORMATION:	TITLE:	SHEET No.
BD1	EC No.: **UCP2010-1384** DATE: **2/10/2010**	**KK 156 HEADER ASSEMBLY** **FLAT BREAKAWAY** **2-24 CKTS**	**- 6 -**

DOCUMENT NUMBER:	CREATED / REVISED BY:	CHECKED BY:	APPROVED BY:
SD- 41661 -001	**MKIPPER**	**SSOUSEK**	**FSMITH**

PIN NUMBER	2161-45(102)
PIN LENGTH	20.85/.821
PLATING	102
MATING "M"	13.23/.521
PCB "P"	4.37/.172
GOLD "G"	N/A
TIN "T"	OVERALL
PACKAGING	PK-41661-001
STATUS	

A-41661-ANB102-*		
MATERIAL	ENGINEERING	VOIDS
26-48-6021	-A2B102	
26-48-6031	-A3B102	
26-48-6041	-A4B102	
26-48-6051	-A5B102	
26-48-6061	-A6B102	
26-48-6071	-A7B102	
26-48-6081	-A8B102	
26-48-6091	-A9B102	
26-48-6101	-A10B102	
26-48-6111	-A11B102	
26-48-6121	-A12B102	
26-48-6131	-A13B102	
26-48-6141	-A14B102	
26-48-6151	-A15B102	
26-48-6161	-A16B102	
26-48-6171	-A17B102	
26-48-6181	-A18B102	
26-48-6191	-A19B102	
26-48-6201	-A20B102	
26-48-6211	-A21B102	
26-48-6221	-A22B102	
26-48-6231	-A23B102	
26-48-6241	-A24B102	

PIN NUMBER	2161-45(501)
PIN LENGTH	20.85/.821
PLATING	501
MATING "M"	13.23/.501
PCB "P"	4.37/.172
GOLD "G"	OVERALL
TIN "T"	N/A
PACKAGING	PK-41661-001
STATUS	

A-41661-ANB501-*		
MATERIAL	ENGINEERING	VOIDS
26-48-5021	-A2B501	
26-48-5031	-A3B501	
26-48-5041	-A4B501	
26-48-5051	-A5B501	
26-48-5061	-A6B501	
26-48-5071	-A7B501	
26-48-5081	-A8B501	
26-48-5091	-A9B501	
26-48-5101	-A10B501	
26-48-5111	-A11B501	
26-48-5121	-A12B501	
26-48-5131	-A13B501	
26-48-5141	-A14B501	
26-48-5151	-A15B501	
26-48-5161	-A16B501	
26-48-5171	-A17B501	
26-48-5181	-A18B501	
26-48-5191	-A19B501	
26-48-5201	-A20B501	
26-48-5211	-A21B501	
26-48-5221	-A22B501	
26-48-5231	-A23B501	
26-48-5241	-A24B501	

PIN NUMBER	2161-40(102)
PIN LENGTH	48.26/1.900
PLATING	102
MATING "M"	43.18/1.700
PCB "P"	1.83/.072
GOLD "G"	N/A
TIN "T"	OVERALL
PACKAGING	PK-41661-001
STATUS	

A-41661-ANAW102-*		
MATERIAL	ENGINEERING	VOIDS
26-58-5024	-A2AW102	
26-58-5034	-A3AW102	
26-58-5044	-A4AW102	
26-58-5054	-A5AW102	
26-58-5064	-A6AW102	
26-58-5074	-A7AW102	
26-58-5084	-A8AW102	
26-58-5094	-A9AW102	
26-58-5104	-A10AW102	
26-58-5114	-A11AW102	
26-58-5124	-A12AW102	
26-58-5134	-A13AW102	
26-58-5144	-A14AW102	
26-58-5154	-A15AW102	
26-58-5164	-A16AW102	
26-58-5174	-A17AW102	
26-58-5184	-A18AW102	
26-58-5194	-A19AW102	
26-58-5204	-A20AW102	
26-58-5214	-A21AW102	
26-58-5224	-A22AW102	
26-58-5234	-A23AW102	
26-58-5244	-A24AW102	

PIN NUMBER	2161-21(501)
PIN LENGTH	28.58/1.125
PLATING	501
MATING "M"	22.53/.887 REF
PCB "P"	2.79+-.51/.110+-.020
GOLD "G"	OVERALL
TIN "T"	N/A
PACKAGING	PK-41661-001
STATUS	

A-41661-ANV501-*		
MATERIAL	ENGINEERING	VOIDS
41661-0315	-A2V501	
41661-0316	-A3V501	
41661-0317	-A4V501	
41661-0318	-A5V501	
26-48-5068	-A6V501	
41661-0319	-A7V501	
26-48-5088	-A8V501	
41661-0320	-A9V501	
41661-0321	-A10V501	
41661-0322	-A11V501	
41661-0323	-A12V501	
41661-0324	-A13V501	
41661-0325	-A14V501	
41661-0326	-A15V501	
41661-0327	-A16V501	
41661-0328	-A17V501	
41661-0329	-A18V501	
41661-0330	-A19V501	
41661-0331	-A20V501	
41661-0332	-A21V501	
41661-0333	-A22V501	
41661-0334	-A23V501	
41661-0335	-A24V501	

REV:	ECR/ECN INFORMATION:	TITLE:	SHEET No.
BD1	EC No.: **UCP2010-1384** DATE: **2/10/2010**	**KK 156 HEADER ASSEMBLY** **FLAT BREAKAWAY** **2-24 CKTS**	**- 7 -**

DOCUMENT NUMBER:	CREATED / REVISED BY:	CHECKED BY:	APPROVED BY:
SD- 41661 -001	**MKIPPER**	**SSOUSEK**	**FSMITH**

PIN NUMBER	2161-5(501)
PIN LENGTH	34.93/1.375
PLATING	501
MATING "M"	27.18/1.070
PCB "P"	4.50/.177
GOLD "G"	OVERALL
TIN "T"	N/A
PACKAGING	PK-41661-001
STATUS	

A-41661-ANAN501-*

MATERIAL	ENGINEERING	VOIDS
26-58-4026	-A2AN501	
26-58-4036	-A3AN501	
26-58-4046	-A4AN501	
26-58-4056	-A5AN501	
26-58-4066	-A6AN501	
26-58-4076	-A7AN501	
26-58-4086	-A8AN501	
26-58-4096	-A9AN501	
26-58-4106	-A10AN501	
26-58-4116	-A11AN501	
26-58-4126	-A12AN501	
26-58-4136	-A13AN501	
26-58-4146	-A14AN501	
26-58-4156	-A15AN501	
26-58-4166	-A16AN501	
26-58-4176	-A17AN501	
26-58-4186	-A18AN501	
26-58-4196	-A19AN501	
26-58-4206	-A20AN501	
26-58-4216	-A21AN501	
26-58-4226	-A22AN501	
26-58-4236	-A23AN501	
26-58-4246	-A24AN501	

PIN NUMBER	2161-16(102)
PIN LENGTH	25.40/1.000
PLATING	102
MATING "M"	18.26/.719
PCB "P"	3.89/.153
GOLD "G"	N/A
TIN "T"	OVERALL
PACKAGING	PK-41661-001
STATUS	

A-41661-AND102-*

MATERIAL	ENGINEERING	VOIDS
41661-0336	-A2D102	
41661-0337	-A3D102	
41661-0338	-A4D102	
26-48-9052	-A5D102	
41661-0339	-A6D102	
41661-0340	-A7D102	
26-48-9082	-A8D102	
41661-0341	-A9D102	
41661-0342	-A10D102	
41661-0343	-A11D102	
41661-0344	-A12D102	
41661-0345	-A13D102	
41661-0346	-A14D102	
41661-0347	-A15D102	
41661-0348	-A16D102	
41661-0349	-A17D102	
41661-0350	-A18D102	
41661-0351	-A19D102	
41661-0352	-A20D102	
41661-0353	-A21D102	
41661-0354	-A22D102	
41661-0355	-A23D102	
26-48-9242	-A24D102	

PIN NUMBER	2161-21(102)
PIN LENGTH	28.57/1.125
PLATING	102
MATING "M"	22.15/.872
PCB "P"	3.18/.125
GOLD "G"	N/A
TIN "T"	OVERALL
PACKAGING	PK-41661-001
STATUS	

A-41661-ANBA102-*

MATERIAL	ENGINEERING	VOIDS
26-48-4025	-A2BA102	
26-48-4035	-A3BA102	
26-48-4045	-A4BA102	
26-48-4055	-A5BA102	
26-48-4065	-A6BA102	
26-48-4075	-A7BA102	
26-48-4085	-A8BA102	
26-48-4095	-A9BA102	
26-48-4105	-A10BA102	
26-48-4115	-A11BA102	
26-48-4125	-A12BA102	
26-48-4135	-A13BA102	
26-48-4145	-A14BA102	
26-48-4155	-A15BA102	
26-48-4165	-A16BA102	
26-48-4175	-A17BA102	
26-48-4185	-A18BA102	
26-48-4195	-A19BA102	
26-48-4205	-A20BA102	
26-48-4215	-A21BA102	
26-48-4225	-A22BA102	
26-48-4235	-A23BA102	
26-48-4245	-A24BA102	

PIN NUMBER	2161-15(102)
PIN LENGTH	15.88/.625
PLATING	102
MATING "M"	8.81/.347
PCB "P"	3.81/.150
GOLD "G"	N/A
TIN "T"	OVERALL
PACKAGING	PK-41661-001
STATUS	

A-41661-ANBC102-*

MATERIAL	ENGINEERING	VOIDS
26-48-3023	-A2BC102	
26-48-3033	-A3BC102	
26-48-3043	-A4BC102	
26-48-3053	-A5BC102	
26-48-3063	-A6BC102	
26-48-3073	-A7BC102	
26-48-3083	-A8BC102	
26-48-3093	-A9BC102	
26-48-3103	-A10BC102	
26-48-3113	-A11BC102	
26-48-3123	-A12BC102	
26-48-3133	-A13BC102	
26-48-3143	-A14BC102	
26-48-3153	-A15BC102	
26-48-3163	-A16BC102	
26-48-3173	-A17BC102	
26-48-3183	-A18BC102	
26-48-3193	-A19BC102	
26-48-3203	-A20BC102	
26-48-3213	-A21BC102	
26-48-3223	-A22BC102	
26-48-3233	-A23BC102	
26-48-3243	-A24BC102	

REV:	ECR/ECN INFORMATION:	TITLE:	SHEET No.
BD1	EC No.: **UCP2010-1384** DATE: **2/10/2010**	**KK 156 HEADER ASSEMBLY** **FLAT BREAKAWAY** **2-24 CKTS**	**- 8 -**

DOCUMENT NUMBER:	CREATED / REVISED BY:	CHECKED BY:	APPROVED BY:
SD- 41661 -001	**MKIPPER**	**SSOUSEK**	**FSMITH**

PIN NUMBER	2161-65(501)
PIN LENGTH	22.71/.894
PLATING	501
MATING "M"	15.09/.594
PCB "P"	4.37/.172
GOLD "G"	OVERALL
TIN "T"	N/A
PACKAGING	PK-41661-001
STATUS	

A-41661-ANAE501-*

MATERIAL	ENGINEERING	VOIDS
26-48-2020	-A2AE501	
26-48-2030	-A3AE501	
26-48-2040	-A4AE501	
26-48-2050	-A5AE501	
26-48-2060	-A6AE501	
26-48-2070	-A7AE501	
26-48-2080	-A8AE501	
26-48-2090	-A9AE501	
26-48-2100	-A10AE501	
26-48-2110	-A11AE501	
26-48-2120	-A12AE501	
26-48-2130	-A13AE501	
26-48-2140	-A14AE501	
26-48-2150	-A15AE501	
26-48-2160	-A16AE501	
26-48-2170	-A17AE501	
26-48-2180	-A18AE501	
26-48-2190	-A19AE501	
26-48-2200	-A20AE501	
26-48-2210	-A21AE501	
26-48-2220	-A22AE501	
26-48-2230	-A23AE501	
26-48-2240	-A24AE501	

PIN NUMBER	2161-1(501)
PIN LENGTH	19.05/.750
PLATING	501
MATING "M"	11.43/.450
PCB "P"	4.37/.172
GOLD "G"	OVERALL
TIN "T"	N/A
PACKAGING	PK-41661-001
STATUS	

A-41661-ANA501-*

MATERIAL	ENGINEERING	VOIDS
26-48-2021	-A2A501	
26-48-2031	-A3A501	
26-48-2041	-A4A501	
26-48-2051	-A5A501	
26-48-2061	-A6A501	
26-48-2071	-A7A501	
26-48-2081	-A8A501	
26-48-2091	-A9A501	
26-48-2101	-A10A501	
26-48-2111	-A11A501	
26-48-2121	-A12A501	
26-48-2131	-A13A501	
26-48-2141	-A14A501	
26-48-2151	-A15A501	
26-48-2161	-A16A501	
26-48-2171	-A17A501	
26-48-2181	-A18A501	
26-48-2191	-A19A501	
26-48-2201	-A20A501	
26-48-2211	-A21A501	
26-48-2221	-A22A501	
26-48-2231	-A23A501	
26-48-2241	-A24A501	

PIN NUMBER	CONTINUED
PIN LENGTH	
PLATING	FROM
MATING "M"	
PCB "P"	LAST
GOLD "G"	
TIN "T"	COLUMN
PACKAGING	
STATUS	

A-41661-ANA501-*

MATERIAL	ENGINEERING	VOIDS
26-49-7171	-A17A501-51	2,4,6,8,10,12,14,16

PIN NUMBER	2161-37(102)
PIN LENGTH	27.94/1.100
PLATING	102
MATING "M"	12.34/.486
PCB "P"	12.34/.486
GOLD "G"	N/A
TIN "T"	OVERALL
PACKAGING	PK-41661-001
STATUS	

A-41661-ANCC102-*

MATERIAL	ENGINEERING	VOIDS
41661-0380	-A2CC102	
41661-0381	-A3CC102	
41661-0382	-A4CC102	
41661-0383	-A5CC102	
41661-0384	-A6CC102	
41661-0385	-A7CC102	
41661-0386	-A8CC102	
41661-0387	-A9CC102	
41661-0388	-A10CC102	
41661-0389	-A11CC102	
41661-0390	-A12CC102	
41661-0391	-A13CC102	
41661-0392	-A14CC102	
41661-0393	-A15CC102	
41661-0394	-A16CC102	
41661-0395	-A17CC102	
41661-0396	-A18CC102	
41661-0397	-A19CC102	
41661-0398	-A20CC102	
41661-0399	-A21CC102	
41661-0400	-A22CC102	
41661-0401	-A23CC102	
41661-0402	-A24CC102	

REV:	ECR/ECN INFORMATION:	TITLE:	SHEET No.
BD1	EC No.: **UCP2010-1384** DATE: **2/10/2010**	**KK 156 HEADER ASSEMBLY** **FLAT BREAKAWAY** **2-24 CKTS**	**- 9 -**

DOCUMENT NUMBER:	CREATED / REVISED BY:	CHECKED BY:	APPROVED BY:
SD- 41661 -001	**MKIPPER**	**SSOUSEK**	**FSMITH**

PIN NUMBER	43294-0362
PIN LENGTH	22.61/.890
PLATING	208
MATING "M"	15.09/.594
PCB "P"	4.27/.168
GOLD "G"	10.51/.415
TIN "T"	4.06/.160
PACKAGING	PK-41661-001
STATUS	

A-41661-BNCA208-*

MATERIAL	ENGINEERING	VOIDS
41661-0047	-B2CA208	
41661-0048	-B3CA208	
41661-0049	-B4CA208	
41661-0050	-B5CA208	
41661-0051	-B6CA208	
41661-0052	-B7CA208	
41661-0053	-B8CA208	
41661-0054	-B9CA208	
41661-0055	-B10CA208	
41661-0056	-B11CA208	
41661-0057	-B12CA208	
41661-0058	-B13CA208	
41661-0059	-B14CA208	
41661-0060	-B15CA208	
41661-0061	-B16CA208	
41661-0062	-B17CA208	
41661-0063	-B18CA208	
41661-0064	-B19CA208	
41661-0065	-B20CA208	
41661-0066	-B21CA208	
41661-0067	-B22CA208	
41661-0068	-B23CA208	
41661-0069	-B24CA208	

PIN NUMBER	43294-0363
PIN LENGTH	22.61/.890
PLATING	228
MATING "M"	15.09/.594
PCB "P"	4.27/.168
GOLD "G"	10.51/.415
TIN "T"	4.06/.160
PACKAGING	PK-41661-001
STATUS	

A-41661-BNCA228-*

MATERIAL	ENGINEERING	VOIDS
41661-0070	-B2CA228	
41661-0071	-B3CA228	
41661-0072	-B4CA228	
41661-0073	-B5CA228	
41661-0074	-B6CA228	
41661-0075	-B7CA228	
41661-0076	-B8CA228	
41661-0077	-B9CA228	
41661-0078	-B10CA228	
41661-0079	-B11CA228	
41661-0080	-B12CA228	
41661-0081	-B13CA228	
41661-0082	-B14CA228	
41661-0083	-B15CA228	
41661-0084	-B16CA228	
41661-0085	-B17CA228	
41661-0086	-B18CA228	
41661-0087	-B19CA228	
41661-0088	-B20CA228	
41661-0089	-B21CA228	
41661-0090	-B22CA228	
41661-0091	-B23CA228	
41661-0092	-B24CA228	

PIN NUMBER	43294-0587
PIN LENGTH	28.45/1.120
PLATING	208
MATING "M"	22.15/.872
PCB "P"	3.05/.120
GOLD "G"	6.86/.270
TIN "T"	5.08/ .200
PACKAGING	PK-41661-001
STATUS	

A-41661-BNCD208-*

MATERIAL	ENGINEERING	VOIDS
41661-0403	-B2CD208	
41661-0404	-B3CD208	
41661-0405	-B4CD208	
41661-0406	-B5CD208	
41661-0407	-B6CD208	
41661-0408	-B7CD208	
41661-0409	-B8CD208	
41661-0410	-B9CD208	
41661-0411	-B10CD208	
41661-0412	-B11CD208	
41661-0413	-B12CD208	
41661-0414	-B13CD208	
41661-0415	-B14CD208	
41661-0416	-B15CD208	
41661-0417	-B16CD208	
41661-0418	-B17CD208	
41661-0419	-B18CD208	
41661-0420	-B19CD208	
41661-0421	-B20CD208	
41661-0422	-B21CD208	
41661-0423	-B22CD208	
41661-0424	-B23CD208	
41661-0425	-B24CD208	

PIN NUMBER	43294-0317
PIN LENGTH	21.34/.840
PLATING	208
MATING "M"	13.97/.550
PCB "P"	4.11/.162
GOLD "G"	8.89/.350
TIN "T"	5.08/.200
PACKAGING	PK-41661-001
STATUS	

A-41661-BNCE208-*

MATERIAL	ENGINEERING	VOIDS
41661-0426	-B2CE208	
41661-0427	-B3CE208	
41661-0428	-B4CE208	
41661-0429	-B5CE208	
41661-0430	-B6CE208	
41661-0431	-B7CE208	
41661-0432	-B8CE208	
41661-0433	-B9CE208	
41661-0434	-B10CE208	
41661-0435	-B11CE208	
41661-0436	-B12CE208	
41661-0437	-B13CE208	
41661-0438	-B14CE208	
41661-0439	-B15CE208	
41661-0440	-B16CE208	
41661-0441	-B17CE208	
41661-0442	-B18CE208	
41661-0443	-B19CE208	
41661-0444	-B20CE208	
41661-0445	-B21CE208	
41661-0446	-B22CE208	
41661-0447	-B23CE208	
41661-0448	-B24CE208	

REV:	ECR/ECN INFORMATION:	TITLE:	SHEET No.
BD1	EC No.: **UCP2010-1384** DATE: **2/10/2010**	**KK 156 HEADER ASSEMBLY** **FLAT BREAKAWAY** **2-24 CKTS**	**- 10 -**

DOCUMENT NUMBER:	CREATED / REVISED BY:	CHECKED BY:	APPROVED BY:
SD- 41661 -001	**MKIPPER**	**SSOUSEK**	**FSMITH**

PIN NUMBER	2161-4(102)
PIN LENGTH	12.70 / .500
PLATING	102
MATING "M"	5.89 / .232
PCB "P"	3.56 / .140
GOLD "G"	NA
TIN "T"	OVERALL
PACKAGING	PK-41661-001
STATUS	

A-41661-ANCF102-*

MATERIAL	ENGINEERING	VOIDS
41661-0449	-A02CF102	
41661-0450	-A03CF102	
41661-0451	-A04CF102	
41661-0452	-A05CF102	
41661-0453	-A06CF102	
41661-0454	-A07CF102	
41661-0455	-A08CF102	
41661-0456	-A09CF102	
41661-0457	-A10CF102	
41661-0458	-A11CF102	
41661-0459	-A12CF102	
41661-0460	-A13CF102	
41661-0461	-A14CF102	
41661-0462	-A15CF102	
41661-0463	-A16CF102	
41661-0464	-A17CF102	
41661-0465	-A18CF102	
41661-0466	-A19CF102	
41661-0467	-A20CF102	
41661-0468	-A21CF102	
41661-0469	-A22CF102	
41661-0470	-A23CF102	
41661-0471	-A24CF102	

PIN NUMBER	2161-35(102)
PIN LENGTH	17.45 / .687
PLATING	102
MATING "M"	9.63 / .379
PCB "P"	4.57 / .180
GOLD "G"	NA
TIN "T"	OVERALL
PACKAGING	PK-41661-001
STATUS	

A-41661-ANCG102-*

MATERIAL	ENGINEERING	VOIDS
41661-0472	-A02CG102	
41661-0473	-A03CG102	
41661-0474	-A04CG102	
41661-0475	-A05CG102	
41661-0476	-A06CG102	
41661-0477	-A07CG102	
41661-0478	-A08CG102	
41661-0479	-A09CG102	
41661-0480	-A10CG102	
41661-0481	-A11CG102	
41661-0482	-A12CG102	
41661-0483	-A13CG102	
41661-0484	-A14CG102	
41661-0485	-A15CG102	
41661-0486	-A16CG102	
41661-0487	-A17CG102	
41661-0488	-A18CG102	
41661-0489	-A19CG102	
41661-0490	-A20CG102	
41661-0491	-A21CG102	
41661-0492	-A22CG102	
41661-0493	-A23CG102	
41661-0494	-A24CG102	

PIN NUMBER	2161-3(102)
PIN LENGTH	23.80 / .937
PLATING	102
MATING "M"	17.02 / .670
PCB "P"	3.53 / .139
GOLD "G"	NA
TIN "T"	OVERALL
PACKAGING	PK-41661-001
STATUS	

A-41661-ANCH102-*

MATERIAL	ENGINEERING	VOIDS
41661-0497	A04CH102	

PIN NUMBER	2161-19(102)
PIN LENGTH	26.21 / 1.032
PLATING	102
MATING "M"	11.48 / .452
PCB "P"	11.48 / .452
GOLD "G"	N/A
TIN "T"	OVERALL
PACKAGING	PK-41661-001
STATUS	

A-41661-ANCL102-*

MATERIAL	ENGINEERING	VOIDS
41661-0522	-A06CL102	
41661-0525	-A09CL102	

REV:	ECR/ECN INFORMATION:	TITLE:	SHEET No.
BD1	EC No.: **UCP2010-1384** DATE: **2/10/2010**	**KK 156 HEADER ASSEMBLY** **FLAT BREAKAWAY** **2-24 CKTS**	**- 11 -**

DOCUMENT NUMBER:	CREATED / REVISED BY:	CHECKED BY:	APPROVED BY:
SD- 41661 -001	**MKIPPER**	**SSOUSEK**	**FSMITH**

PIN NUMBER	43294-0236
PIN LENGTH	19.05 / .750
PLATING	208
MATING "M"	12.93 / .509
PCB "P"	2.87 / .113
GOLD "G"	6.86 / .270
TIN "T"	4.06 / .160
PACKAGING	PK-41661-001
STATUS	

A-41661-BNB208-*

MATERIAL	ENGINEERING	VOIDS
	-B02B208	
	-B03B208	
	-B04B208	
	-B05B208	
	-B06B208	
	-B07B208	
	-B08B208	
	-B09B208	
41661-0549	-B10B208	
	-B11B208	
41661-0551	-B12B208	
	-B13B208	
	-B14B208	
	-B15B208	
	-B16B208	
	-B17B208	
	-B18B208	
	-B19B208	
	-B20B208	
	-B21B208	
	-B22B208	
	-B23B208	
	-B24B208	

PIN NUMBER	43294-0614
PIN LENGTH	29.21 / 1.150
PLATING	208
MATING "M"	21.21 / .835
PCB "P"	4.75 / .187
GOLD "G"	6.86 / .270
TIN "T"	5.08 / .200
PACKAGING	PK-41661-001
STATUS	

A-41661-BND208-*

MATERIAL	ENGINEERING	VOIDS
	-B02D208	
	-B03D208	
41661-0566	-B04D208	
	-B05D208	
	-B06D208	
	-B07D208	
	-B08D208	
	-B09D208	
	-B10D208	
	-B11D208	
	-B12D208	
	-B13D208	
	-B14D208	
	-B15D208	
	-B16D208	
	-B17D208	
	-B18D208	
	-B19D208	
	-B20D208	
	-B21D208	
	-B22D208	
	-B23D208	
	-B24D208	

PIN NUMBER	2161-5(102)
PIN LENGTH	34.93 / 1.375
PLATING	102
MATING "M"	27.31 / 1.075
PCB "P"	4.37 / .172
GOLD "G"	N/A
TIN "T"	OVERALL
PACKAGING	PK-41661-001
STATUS	

A-41661-ANCM102-*

MATERIAL	ENGINEERING	VOIDS
41661-0600	-A12CM102	

PIN NUMBER	2161-64(102)
PIN LENGTH	29.85 / 1.175
PLATING	102
MATING "M"	24.38 / .960
PCB "P"	2.21 / .087
GOLD "G"	N/A
TIN "T"	OVERALL
PACKAGING	PK-41661-001
STATUS	

A-41661-ANCN102-*

MATERIAL	ENGINEERING	VOIDS
41661-0621	-A10CN102	

REV:	ECR/ECN INFORMATION:	TITLE:	SHEET No.
BD1	EC No.: **UCP2010-1384** DATE: **2/10/2010**	**KK 156 HEADER ASSEMBLY** **FLAT BREAKAWAY** **2-24 CKTS**	**- 12 -**

DOCUMENT NUMBER:	CREATED / REVISED BY:	CHECKED BY:	APPROVED BY:
SD- 41661 -001	**MKIPPER**	**SSOUSEK**	**FSMITH**

PIN NUMBER	43294-0112
PIN LENGTH	15.75/.620
PLATING	222
MATING "M"	8.81/.347
PCB "P"	3.68/.145
GOLD "G"	N/A
TIN "T"	OVERALL
PACKAGING	PK-41661-001
STATUS	

A-41661-ANBC222-*

MATERIAL	ENGINEERING	VOIDS
41661-0642	-A08BC222	

PIN NUMBER	
PIN LENGTH	
PLATING	
MATING "M"	
PCB "P"	
GOLD "G"	
TIN "T"	
PACKAGING	
STATUS	

MATERIAL	ENGINEERING	VOIDS

PIN NUMBER	
PIN LENGTH	
PLATING	
MATING "M"	
PCB "P"	
GOLD "G"	
TIN "T"	
PACKAGING	
STATUS	

MATERIAL	ENGINEERING	VOIDS

PIN NUMBER	
PIN LENGTH	
PLATING	
MATING "M"	
PCB "P"	
GOLD "G"	
TIN "T"	
PACKAGING	
STATUS	

MATERIAL	ENGINEERING	VOIDS

REV:	ECR/ECN INFORMATION:	TITLE:	SHEET No.
BD1	EC No.: **UCP2010-1384** DATE: **2/10/2010**	**KK 156 HEADER ASSEMBLY** **FLAT BREAKAWAY** **2-24 CKTS**	**- 13 -**

DOCUMENT NUMBER:	CREATED / REVISED BY:	CHECKED BY:	APPROVED BY:
SD- 41661 -001	**MKIPPER**	**SSOUSEK**	**FSMITH**