Constant Voltage with Current-limiting Mode

LinkCom Manufacturing Co.,Ltd

LED Power Supply

40-LSP Series



PS E c UL us CE IP67

FEATURES:

- **AC Input 100~240VAC**
- **Protection: SCP / OVP / OTP / OCP**
- **Flicker Free**
- **High Operating Ambient Temp: -20℃~+60℃**
- **Surge protection: L-N 1KV**
- **Safety: UL 1310 / PSE**
- **EMI: CE**
- **IP 67 Compliant**
- **Warranty: 2 years**
- **RoHS Compliant**

PRODUCT SPECIFICATION

MODEL	DC OUTPUT POWER (W)	DC OUTPUT VOLTAGE (V)	OUTPUT CURRENT (A)	OUTPUT CURRENT TOLERANCE	EFFICIENCY (Typ.)				Power Factor (Typ.)			
					100VAC	120VAC	200VAC	240VAC	100VAC	120VAC	200VAC	240VAC
LSP400212001	40.8	10-12	3.4	±5%	84.0%	85.0%	85.0%	85.0%	N/A	N/A	N/A	N/A
LSP400224001	40.8	18-24	1.7	±5%	84.5%	85.0%	86.5%	86.5%	N/A	N/A	N/A	N/A

Input Specifications

	Min.	Typ.	Max.	Units	Conditions/Description
Input Voltage Range	90		264	Vac	
Input Frequency Range	47		63	Hz	
Input Current		0.82		A	100VAC in
Inrush Current			50	A	230VAC in,25℃ Cold start
Leakage Current			0.7	mA	230VAC in
Power Factor (PF)		N/A			
Total Harmonics Distortion (THD)		N/A		%	

Output Specifications

	Min.	Typ.	Max.	Units	Conditions/Description
Line Regulation			±3	%	
Load Regulation			±3	%	
Output Current Regulation		±5		%	
Ripple and Noise (pk-pk)			0.3	V	20MHz Bandwidth. See note (3)
Ripple Current	<30% of rated output current				*Measured at electronic load.
Turn-on Delay Time			1	s	*Measured at 100-240VAC and at full load

Protection Functions

	Min.	Typ.	Max.	Units	Conditions/Description
Short Circuit Protection					Auto recovery
Over Voltage Protection					Latching,See individual models OVP levels
Over Temp Protection (Tc)		90		℃	Latching,re-power on to recover

Environmental Conditions

	Min.	Typ.	Max.	Units	Conditions/Description
Operating Temperature (Ta)	-20		60	℃	Non-condensing
Operating Humidity	10		90	%RH	Non-condensing
Operating Case Temperature (Tc)			83	℃	Case temperature measured at the case hot spot Measured at 100Vac,Ta 60℃
Storage Temperature	-40		80	℃	Non-condensing
Storage Humidity	10		95	%RH	Non-condensing
Life Time	Measured at 230Vac, 32,000 hours at Tc 75°C .				
Dimensions(L*W*H)	132.5 *58 * 37 mm 5.22 *2.28 * 1.46 inch				
Weight			450	g	

Linkcom Manufacturing Co., Ltd.
5F., No. 127, Ln. 235, Baoqiao Rd., Xindian Dist., New Taipei City 231-45, Taiwan • T: +886-2-8919-1380 • F: +886-2-8919-1370 • www.linkcom.com.tw

Constant Voltage with Current-limiting Mode

40-LSP Series

EMC Compliance and Safety			
EMC Compliance			
Conducted and Radiated Emmission		EN55022 Class B	
Harmonic Current Emissions		EN 61000-3-2	
Voltage Fluctuations & Flicker		EN 61000-3-3	
EMS Standards	**Electrostatic Discharge (ESD)**	IEC 61000-4-2	8 KV air discharge, 4 KV contact discharge
	RF Electromagnetic Field Susceptibility	IEC 61000-4-3	
	Electrical Fast Transient	IEC 61000-4-4	
	Surge Immunity	IEC 61000-4-5	L-N 1KV
	Conducted RF Disturbances	IEC 61000-4-6	
	Power Frequency Magnetic Field	IEC 61000-4-8	
	Voltage Dips	IEC 61000-4-11	
Safety			
UL	**UL1310**		
PSE	**PSE**		

Notes

(1) All parameters not specially mentioned are measured 230VAC input.

(2) All specifications Typical @25℃, unless otherwise noted, at normal line and load.

(3) Ripple and Noise measured directly at pins/terminals at nom. load, 0.1uF bypass and 47uF electrolytic, pk-pk @20MHz bandwidth.

(4) Specified for free-air convection cooling.

＊REFERENCE: www.linkcom.com.tw

＊Please contact sales@linkcom.com.tw, sales@linkcomusa.com for more information

Constant Voltage with Current-limiting Mode

40-LSP Series

DERATING CURVE

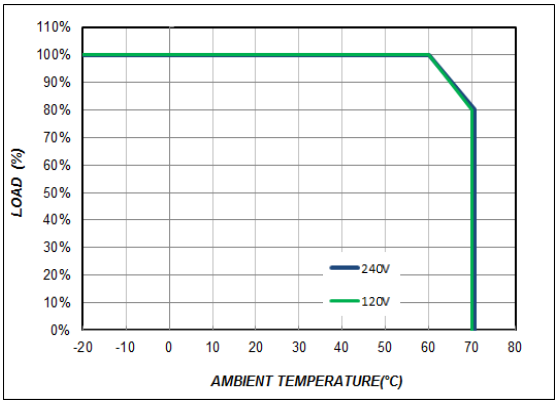

DIMENSIONS

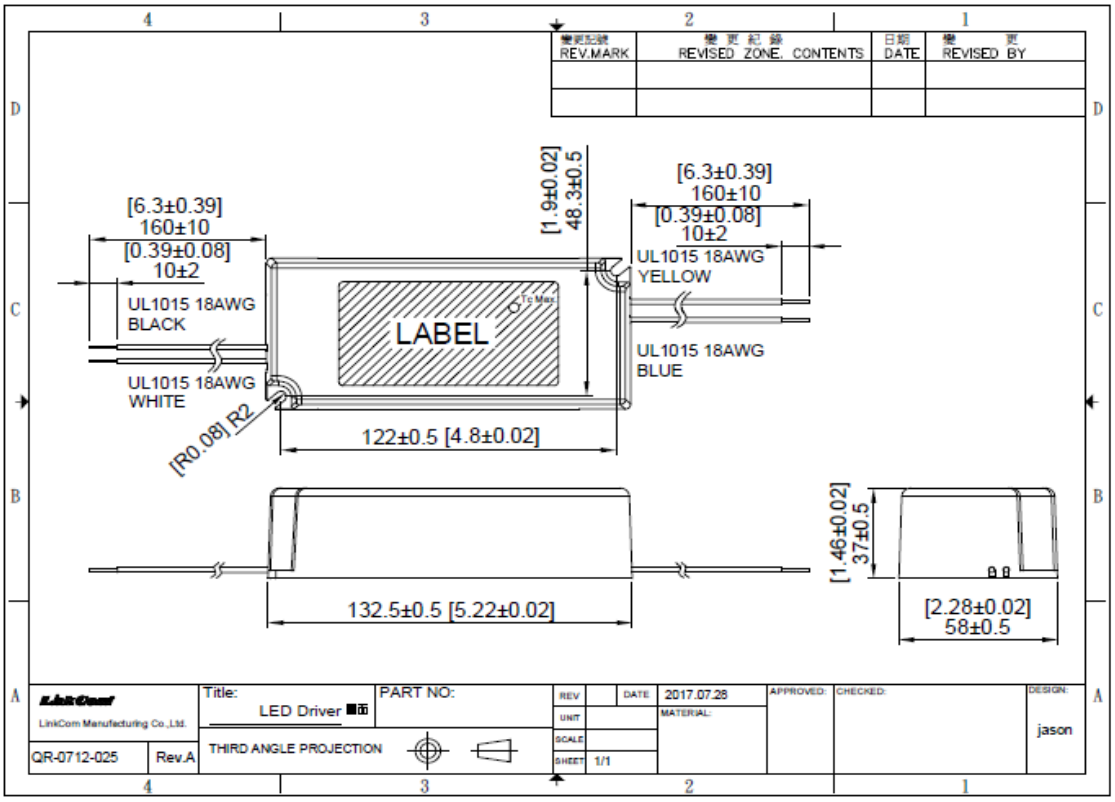

＊REFERENCE: www.linkcom.com.tw

Constant Voltage with Current-limiting Mode

40-LSP Series

Output Current vs. Load (LSP400212001)

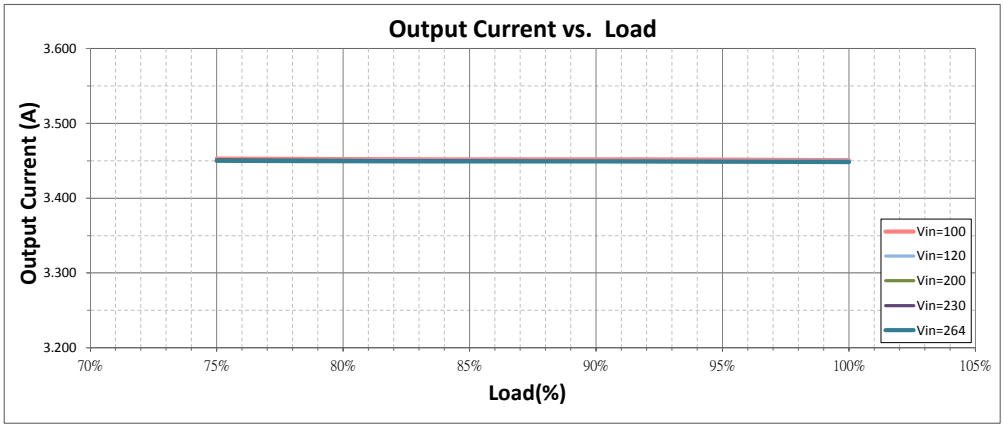

Efficiency vs. Load (LSP400212001)

