TECHNISCHE SKIZZE / *Technical sketch*

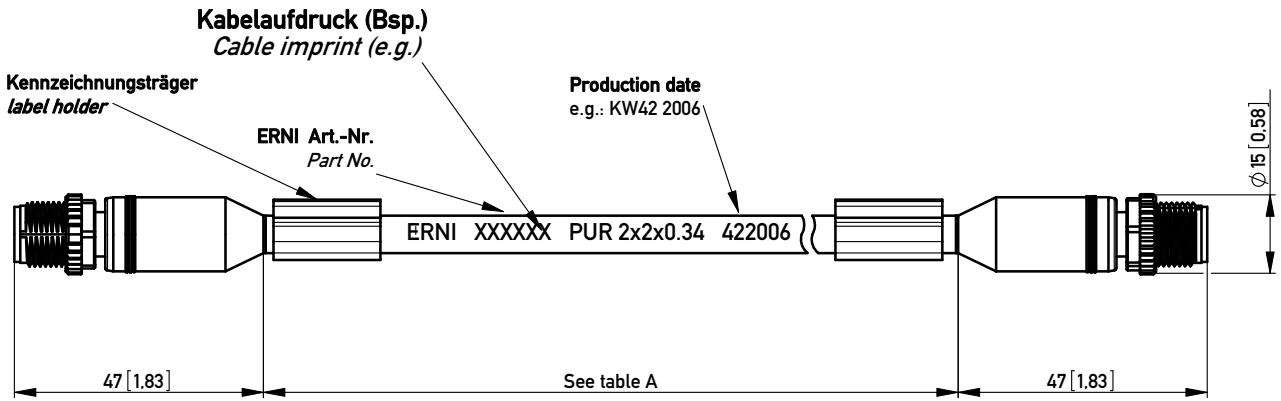

BAUTEILE / FERTIGUNGSHINWEISE
Piece parts / Manufacturing notices

- **Kabelaufdruck mittels Tintenstrahldrucker entspr. Techn. Skizze**
  Cable imprint with ink-jet printer see technical sketch
- **Gute Chemikalien- und Ölbeständigkeit (Ölbeständigkeit gilt nicht für den Einsatz mit PVC-Kabel). Beim Einsatz aggressiver Medien ist die Materialbeständigkeit applikationsbezogen zu überprüfen.**
  Good chemical and oil resistance (parts with PVC-cable are not restistant). When using agressive media, material resistance based on application must be checked.

STROMLAUFPLAN / *Schematic diagram*



Ansicht: Steckgesicht; Kontaktbelegung /
View: mating face; pin assignment

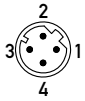



SPECIFICATIONS Circular Connector

Technical Specifications	Standard applic.	Value
Housing:		M12 male, straight, black
		M12 male, straight black
Pin assignment:		4 pin
Coding:		D-coding
Connection:		Screw locking
		M12x1mm (0,6 Nm)
LED:		-
Packaging:		1 piece per bag
Materials & Finish		
Contact material:		
a) male	Standard description	CuZn39Pb3F50
b) female	Standard description	-
Contact finish, mating zone:		
a) male	Thickness of plating	0,5 µm Au over 2 µm Ni
b) female	Thickness of plating	-
Screw material:	Standard description	Zinc pressure die casting
Screw plating:	Standard description	Ni 4-6 µm
Cable (additional info see table)		
Jacket color		green (RAL 6018)
Conductor cross-section		2 x 2 x 0,34 mm²
Bending radius min.		10 x jacket diameter

Electrical Data	Standard applic.	Value
Rated (nominal) voltage; max.	IEC 61-076-2-101	60 V DC
Rated current; per contact, max.	IEC 61-076-2-101	4 A
Rated impulse voltage	IEC 61-076-2-101	1,5 kV
Approvals		
Protection class		
(mated and locked)	IEC 60529	IP67
Pollution degree		3
Insulation category	IEC 60664-1	II
RoHS compliant		Yes
Part Marking (cable imprint)		
Part number		required
Company Logo		required
Date of manufacturing		required
Jacket material		required
Flex. conductor diameter		required
Transmissinon Characteristics	IEC 11801	Class D

Artikel-Nr. *Part No.*	Leitungslänge (A) *Cable length (A)*	Kupfer-gewicht *Copper weight*	Kabelmantel *Jacket material*	Außendurchmesser *Jacket diameter*	Aderisolation *Wire isolation*	Zul. Temp.-Bereich für Kabel *Permissable temp. for cable*
	300 +30 mm [11.81 +1,2 in]		PUR, shielded (UL/CSA)	6,5 mm ±5% [0.263 in ±5%]	PO	-20... +60 °C (permanently installed) -25... +80 °C (movably mounted)
	600 +60 mm [23.62 +2,4 in]					
	1.000 +100 mm [39.37 +4 in]					
223922	1.500 +100 mm [59.05 +4 in]	57 g				
	2.000 +100 mm [78,74 +4 in]					
223921	3.000 + 100 mm [118,11 +4 in]	110 g				

Copyright by ERNI GmbH
Proprietary notice pursuant to ISO 16016 to be observed.

Information:

Tolerances

All Dimensions in mm [in]

Scale 1:1

All rights reserved.
Only for Information.
To ensure that this is the latest version of this drawing, please contact one of the ERNI companies before using.

Subject to modification without prior notice.
Drawing will not be updated.

Designation
CCCS M12, 4pin / M12, 4pin
D-coding

ERNI www.ERNI.com

354167

I

A3

C		17.12.2009	
Index		Date	

Class CCCS