# Plug - SPB 2,5/ 1 BU - 3040724

Please be informed that the data shown in this PDF Document is generated from our Online Catalog. Please find the complete data in the user's documentation. Our General Terms of Use for Downloads are valid (http://download.phoenixcontact.com)



The illustration shows a 6-pos. version in gray

Plug, Connection method: Spring-cage connection, Number of positions: 1, Cross section: 0.08 mm² - 4 mm², AWG: 28 - 12, Width: 5.2 mm, Height: 39 mm, Color: blue

## Product Features

- Plug with bridging option, for use with basic terminal blocks

## Key commercial data

| | |
|---|---|
| Packing unit | 1 1 |
| Weight per Piece (excluding packing) | 3.63 GRM |
| Custom tariff number | 85366990 |
| Country of origin | Germany |

## Technical data

### General

| | |
|---|---|
| Number of levels | 1 |
| Number of connections | 1 |
| Color | blue |
| Insulating material | PA |
| Inflammability class according to UL 94 | V0 |
| Maximum load current | 24 A (with 2.5 mm² conductor cross section) |
| Rated surge voltage | 6 kV |
| Pollution degree | 3 |
| Surge voltage category | III |
| Insulating material group | I |
| Connection in acc. with standard | IEC 61984 |
| Nominal current $I_N$ | 24 A |

# Plug - SPB 2,5/ 1 BU - 3040724

## Technical data

### General

| | |
|---|---|
| Nominal voltage $U_N$ | 500 V |
| Open side panel | nein |
| Number of positions | 1 |

### Dimensions

| | |
|---|---|
| Width | 5.2 mm |
| Length | 20 mm |
| Height | 39 mm |

### Connection data

| | |
|---|---|
| Conductor cross section solid min. | 0.08 mm² |
| Conductor cross section solid max. | 4 mm² |
| Conductor cross section AWG/kcmil min. | 28 |
| Conductor cross section AWG/kcmil max | 12 |
| Conductor cross section stranded min. | 0.08 mm² |
| Conductor cross section stranded max. | 2.5 mm² |
| Min. AWG conductor cross section, stranded | 28 |
| Max. AWG conductor cross section, stranded | 14 |
| Conductor cross section stranded, with ferrule without plastic sleeve min. | 0.14 mm² |
| Conductor cross section stranded, with ferrule without plastic sleeve max. | 2.5 mm² |
| Conductor cross section stranded, with ferrule with plastic sleeve min. | 0.14 mm² |
| Conductor cross section stranded, with ferrule with plastic sleeve max. | 2.5 mm² |
| 2 conductors with same cross section, stranded, TWIN ferrules with plastic sleeve, max. | 0.5 mm² |
| Connection method | Spring-cage connection |
| Stripping length | 10 mm |
| Internal cylindrical gage | A3 |

## Classifications

### eCl@ss

| | |
|---|---|
| eCl@ss 4.0 | 272607xx |
| eCl@ss 4.1 | 27260701 |
| eCl@ss 5.0 | 27260701 |
| eCl@ss 5.1 | 27260701 |
| eCl@ss 6.0 | 27141151 |
| eCl@ss 7.0 | 27141151 |
| eCl@ss 8.0 | 27141151 |

# Plug - SPB 2,5/ 1 BU - 3040724

## Classifications

### ETIM

| | |
|---|---|
| ETIM 2.0 | EC000897 |
| ETIM 3.0 | EC000897 |
| ETIM 4.0 | EC002021 |
| ETIM 5.0 | EC002021 |

### UNSPSC

| | |
|---|---|
| UNSPSC 6.01 | 30211802 |
| UNSPSC 7.0901 | 39121402 |
| UNSPSC 11 | 39121402 |
| UNSPSC 12.01 | 39121402 |
| UNSPSC 13.2 | 39121402 |

## Approvals

### Approvals

Approvals

CSA / UL Recognized / cUL Recognized / GOST / LR / GL / BV / DNV / RS / GOST / CSA / cULus Recognized

Ex Approvals

Approvals submitted

### Approval details

CSA

| | B | C |
|---|---|---|
| mm²/AWG/kcmil | 24-12 | 24-12 |
| Nominal current IN | 20 A | 20 A |
| Nominal voltage UN | 300 V | 300 V |

# Plug - SPB 2,5/ 1 BU - 3040724

## Approvals

UL Recognized

| | B | C | D |
|---|---|---|---|
| mm²/AWG/kcmil | 28-12 | 28-12 | 28-12 |
| Nominal current IN | 20 A | 20 A | 5 A |
| Nominal voltage UN | 300 V | 300 V | 600 V |

cUL Recognized

| | B | C | D |
|---|---|---|---|
| mm²/AWG/kcmil | 28-12 | 28-12 | 28-12 |
| Nominal current IN | 20 A | 20 A | 5 A |
| Nominal voltage UN | 300 V | 300 V | 600 V |

GOST

LR

GL

BV

DNV

RS

GOST

# Plug - SPB 2,5/ 1 BU - 3040724

## Approvals

CSA

| | B | C | D |
|---|---|---|---|
| mm²/AWG/kcmil | 24-12 | 24-12 | 24-12 |
| Nominal current IN | 20 A | 20 A | 5 A |
| Nominal voltage UN | 300 V | 300 V | 600 V |

cULus Recognized

## Accessories

### Accessories

### Bridge

Plug-in bridge - FBS 2-5 - 3030161



Plug-in bridge, Number of positions: 2, Color: red

Plug-in bridge - FBS 3-5 - 3030174



Plug-in bridge, Number of positions: 3, Color: red

Plug-in bridge - FBS 4-5 - 3030187



Plug-in bridge, Number of positions: 4, Color: red

# Plug - SPB 2,5/ 1 BU - 3040724

## Accessories

Plug-in bridge - FBS 5-5 - 3030190



Plug-in bridge, Number of positions: 5, Color: red

Plug-in bridge - FBS 10-5 - 3030213



Plug-in bridge, Number of positions: 10, Color: red

Plug-in bridge - FBS 20-5 - 3030226



Plug-in bridge, Number of positions: 20, Color: red

## Flange

Flange cover - DFS-SPB 2,5 - 3061444



Flange cover, Length: 35.8 mm, Width: 4.5 mm, Height: 24.7 mm, Color: gray

## Insulating sleeve

Insulation stop sleeve - ISH 2,5/0,2 - 3002843



Insulation stop sleeve, Color: white

# Plug - SPB 2,5/ 1 BU - 3040724

## Accessories

Insulation stop sleeve - ISH 2,5/0,5 - 3002856



Insulation stop sleeve, Color: gray

Insulation stop sleeve - ISH 2,5/1,0 - 3002869



Insulation stop sleeve, Color: black

### Labeled terminal marker

Zack Marker strip, flat - ZBF 5 CUS - 0825025



Zack Marker strip, flat, Can be ordered: Strip, white, Labeled according to customer specifications, Mounting type: Snap into flat marker groove, For terminal block width: 5 mm, Lettering field: 5.15 x 5.15 mm

Marker for terminal blocks - UC-TMF 5 CUS - 0824638



Marker for terminal blocks, Can be ordered: By sheet, white, Labeled according to customer specifications, Mounting type: Snap into flat marker groove, For terminal block width: 5.2 mm, Lettering field: 4.6 x 5.1 mm

Marker for terminal blocks - UCT-TMF 5 CUS - 0829658



Marker for terminal blocks, Can be ordered: By sheet, white, Labeled according to customer specifications, Mounting type: Snap into flat marker groove, For terminal block width: 5.2 mm, Lettering field: 4.4 x 4.7 mm

# Plug - SPB 2,5/ 1 BU - 3040724

## Accessories

### Marker pen

Marker pen - B-STIFT - 1051993



Marker pen, for manual labeling of unprinted Zack strips, smear-proof and waterproof, line thickness 0.5 mm

Marker pen - X-PEN 0,35 - 0811228



Marker pen without ink cartridge, for manual labeling of markers, labeling extremely wipe-proof, line thickness 0.35 mm

### Mounting material

Latching - PR - 3040559



Latching, Number of positions: 1, Color: orange

Latching - PR/2 - 3040630



Latching, Number of positions: 2, Color: orange

Latching - PRZ - 3040614



Latching, Length: 3 mm, Width: 5.2 mm, Number of positions: 2, Color: orange

# Plug - SPB 2,5/ 1 BU - 3040724

## Accessories

### Shield connection

Shield connection clamp - PSH 3- 6 - 3040591



Shield connection clamp, Color: black

Shield connection clamp - PSH 5-10 - 3040601



Shield connection clamp, Color: black

### Strain relief

Strain relief - PZ/4 - 3040643



Strain relief, Number of positions: 4, Color: black

### Terminal marking

Zack Marker strip, flat - ZBF 5:UNBEDRUCKT - 0808642



Zack Marker strip, flat, Strip, white, Unlabeled, Can be labeled with: Plotter, Mounting type: Snap into flat marker groove, For terminal block width: 5 mm, Lettering field: 5.1 x 5.2 mm

# Plug - SPB 2,5/ 1 BU - 3040724

## Accessories

Marker for terminal blocks - UC-TMF 5 - 0818153



Marker for terminal blocks, Sheet, white, Unlabeled, Can be labeled with: BLUEMARK CLED, BLUEMARK LED, Plotter, Mounting type: Snap into flat marker groove, For terminal block width: 5.2 mm, Lettering field: 4.6 x 5.1 mm

Marker for terminal blocks - UCT-TMF 5 - 0828744



Marker for terminal blocks, Sheet, white, Unlabeled, Can be labeled with: THERMOMARK CARD PLUS, THERMOMARK CARD, BLUEMARK CLED, BLUEMARK LED, Mounting type: Snap into flat marker groove, For terminal block width: 5.2 mm, Lettering field: 4.4 x 4.7 mm

## Drawings

# Plug - SPB 2,5/ 1 BU - 3040724

Circuit diagram



Diagram

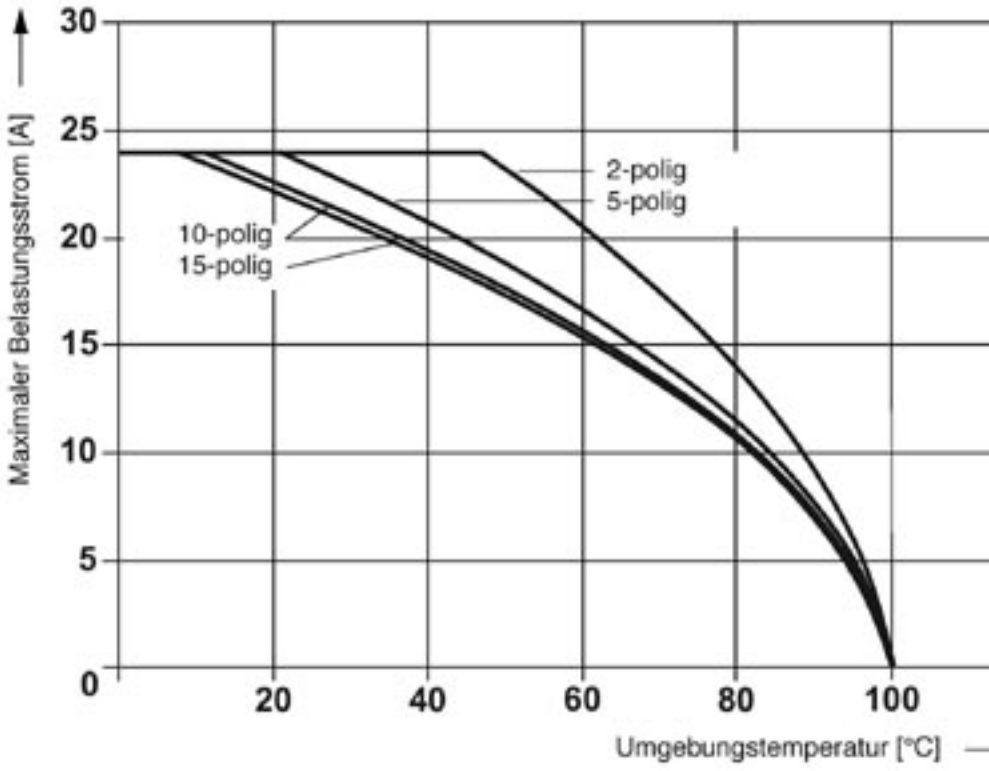


Derating curve for ST 2,5/ 1P, ST 2,5/ 2P, ST 2,5-TWIN/ 1P and for all plug versions SP... .

# Plug - SPB 2,5/ 1 BU - 3040724

Diagram

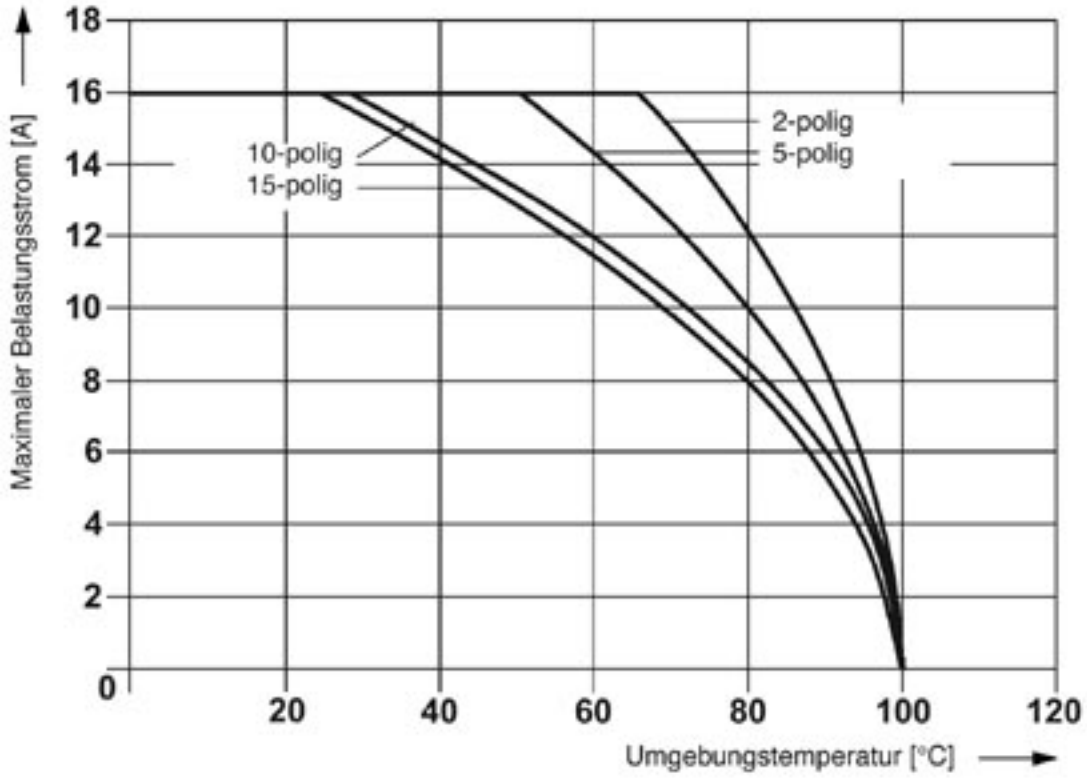


Derating curve for ST 2,5-TWIN-MT/1P, ST 2,5-TWIN-TG/1P and for all plug versions SP... .

# Plug - SPB 2,5/ 1 BU - 3040724

Diagram

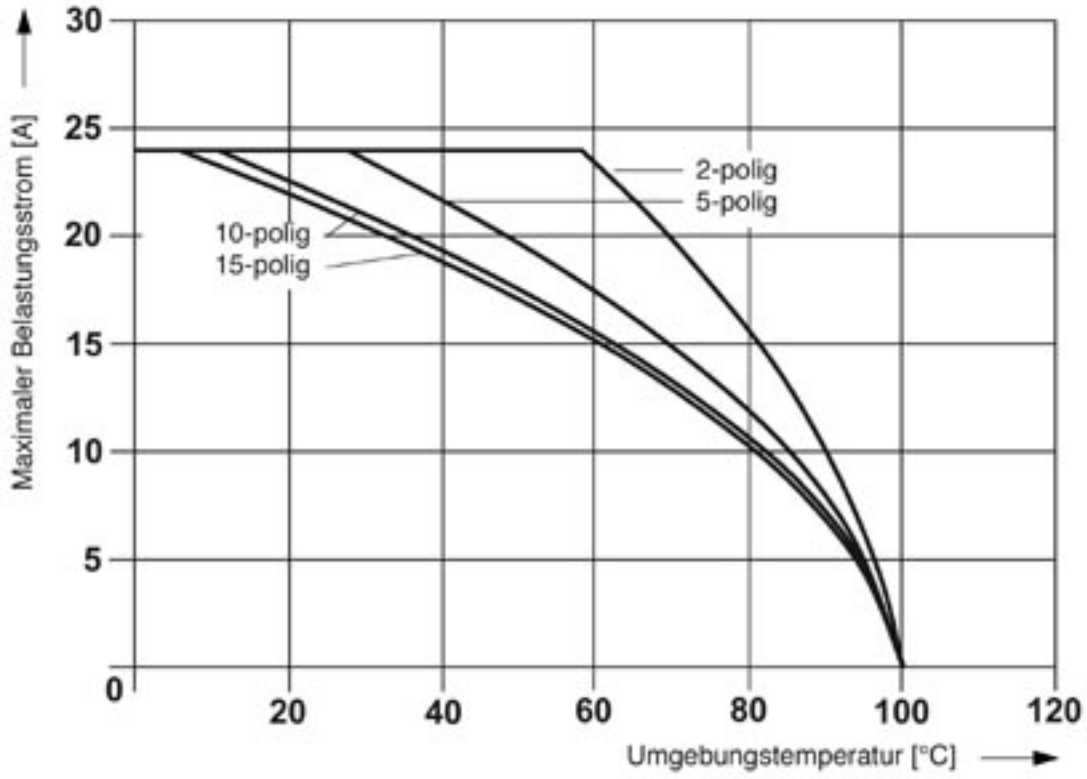


Derating curve for ST 2,5-QUATTRO/2P, ST 2,5-QUATTRO/4P and for all plug versions SP... .

# Plug - SPB 2,5/ 1 BU - 3040724

Diagram

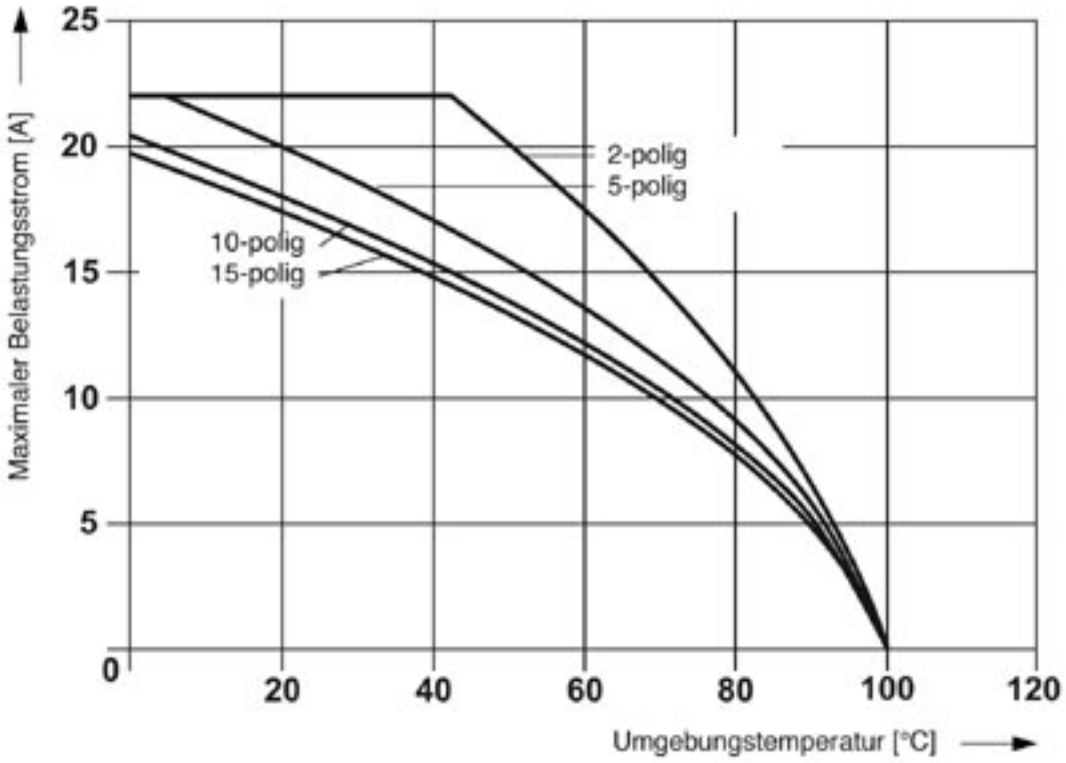


Derating curve for STTB 2,5/ 2P, STTB 2,5/ 2P-PV and for all plug versions SP... .

# Plug - SPB 2,5/ 1 BU - 3040724

Diagram

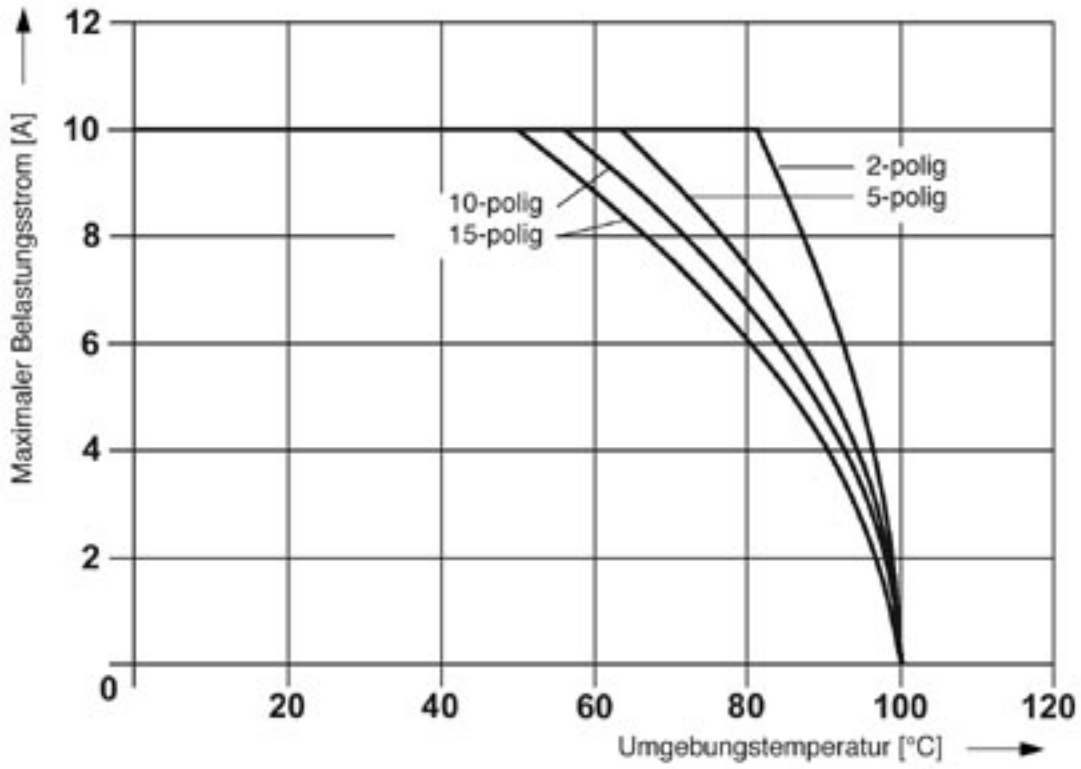


Derating curve for ST 2,5-4L/1P, ST 2,5-4L/2P and for all plug versions SP... .

© Phoenix Contact 2013 - all rights reserved
http://www.phoenixcontact.com