PCB terminal block - IDC 0,3/ 7-3,81 - 1706222

Please be informed that the data shown in this PDF Document is generated from our Online Catalog. Please find the complete data in the user's documentation. Our General Terms of Use for Downloads are valid (http://download.phoenixcontact.com)



The figure shows a 10-position version of the product

PCB terminal block, Nominal current: 5 A, Nom. voltage: 160 V, Pitch: 3.81 mm, Number of positions: 7, Connection method: Insulation displacement connection QUICKON, Mounting: Soldering, Conductor/PCB connection direction: 0 °, Color: green

Why buy this product

- The IDC range is suitable for cables with PVC and PE insulation
- PCB terminal block with fast insulation displacement connection technology and 3.81 mm pitch
- Tool-free connection of insulated conductors in a short assembly time
- With a limit frequency of over 100 MHz, the IDC range meets the quality requirements of CAT5 according to EN 50173 and ISO/IEC 11801

Key commercial data

Packing unit	1
Minimum order quantity	50
Catalog page	Page 146 (CC-2011)
GTIN	4 017918 116729
Custom tariff number	85369010
Country of origin	POLAND

Technical data

Dimensions / positions

Length	10 mm
Pitch	3.81 mm
Dimension a	22.86 mm
Number of positions	7
Pin dimensions	1 x 0,4 mm
Hole diameter	1.3 mm

Technical data

Range of articles	IDC 0,3
Insulating material group	I

PCB terminal block - IDC 0,3/ 7-3,81 - 1706222

Technical data

Technical data

Rated surge voltage (III/3)	2.5 kV
Rated surge voltage (III/2)	2.5 kV
Rated surge voltage (II/2)	2.5 kV
Rated voltage (III/3)	160 V
Rated voltage (III/2)	160 V
Rated voltage (II/2)	320 V
Connection in acc. with standard	EN-VDE
Nominal current IN	5 A
Nominal cross section	0.34 mm²
Maximum load current	5 A (with 0.34 mm2 conductor cross section)
Insulating material	PA
Inflammability class according to UL 94	V0
Nominal voltage, UL/CUL Use Group B	250 V
Nominal current, UL/CUL Use Group B	5 A
Nominal voltage, UL/CUL Use Group D	300 V
Nominal current, UL/CUL Use Group D	5 A

Connection data

Conductor cross section solid min.	0.13 mm²
Conductor cross section solid max.	0.34 mm²
Conductor cross section stranded min.	0.22 mm²
Conductor cross section stranded max.	0.34 mm²
Conductor cross section AWG/kcmil min.	26
Conductor cross section AWG/kcmil max	22
Minimum AWG according to UL/CUL	28
Maximum AWG according to UL/CUL	22

Classifications

eclass

eCl@ss 4.0	27141109
eCl@ss 4.1	27141109
eCl@ss 5.0	27141190
eCl@ss 5.1	27141190
eCl@ss 6.0	27261101
eCl@ss 7.0	27440401

etim

ETIM 3.0	EC001121
ETIM 4.0	EC002643
ETIM 5.0	EC002643

PCB terminal block - IDC 0,3/ 7-3,81 - 1706222

Classifications

unspsc

UNSPSC 6.01	30211801
UNSPSC 7.0901	39121432
UNSPSC 11	39121432
UNSPSC 12.01	39121432
UNSPSC 13.2	39121432

Approvals

Approvals

Approvals

CSA / UL Recognized / cUL Recognized / GOST / GOST / cULus Recognized

Ex Approvals

Approvals submitted

Approval details

CSA

	B	D
mm²/AWG/kcmil	28-22	28-22
Nominal current IN	5 A	5 A
Nominal voltage UN	300 V	300 V

UL Recognized

	B	D
mm²/AWG/kcmil	28-22	28-22
Nominal current IN	5 A	5 A
Nominal voltage UN	250 V	300 V

cUL Recognized

	B	D
mm²/AWG/kcmil	28-22	28-22

PCB terminal block - IDC 0,3/ 7-3,81 - 1706222

Approvals

	B	D
Nominal current IN	5 A	5 A
Nominal voltage UN	250 V	300 V

GOST

GOST

cULus Recognized

Accessories

Accessories

Marking

Marker cards - SK 3,81/2,8:FORTL.ZAHLEN - 0804109



Marker cards, Card, white, Labeled, Horizontal: Consecutive numbers 1 - 10, 11 - 20, etc. up to 91 - (99)100, Mounting type: Adhesive, For terminal block width: 3.81 mm

Drawings

Drilling diagram

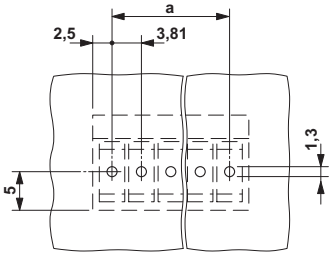

Dimensioned drawing

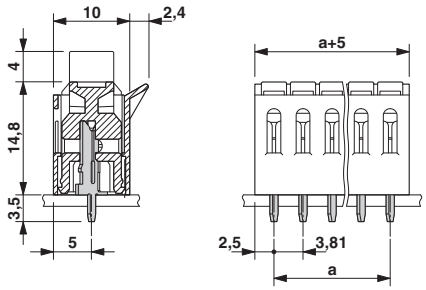

PCB terminal block - IDC 0,3/ 7-3,81 - 1706222

Diagram

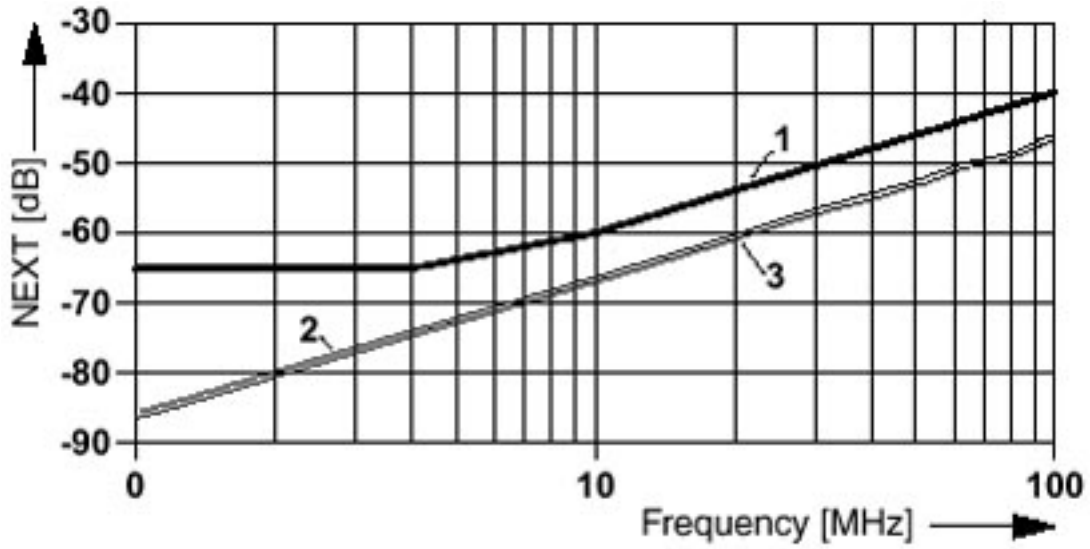

1 = Limit values acc. to EN 50173 for connection technology
2 = NEXT 12-36 on the soldering tag
3 = NEXT 12-36 on the contact terminal block

Diagram

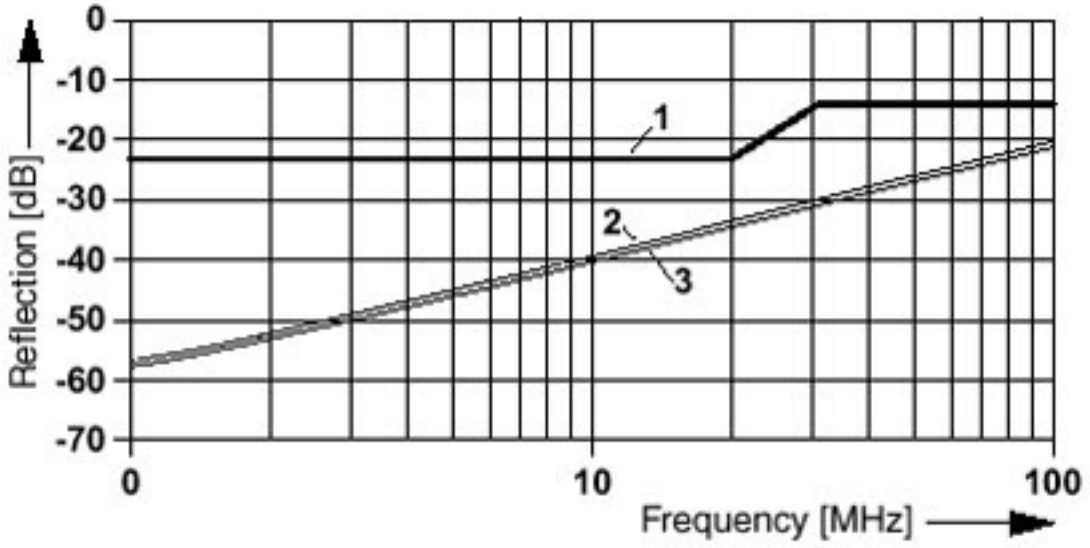

1 = Limit values acc. to EN 50173 for connection technology
2 = NEXT 12 on the soldering tag
3 = NEXT 36 on the soldering tag

© Phoenix Contact 2012 - all rights reserved
http://www.phoenixcontact.com