THIS DRAWING IS UNPUBLISHED. RELEASED FOR PUBLICATION 20
© COPYRIGHT 20 BY TE CONNECTIVITY ALL RIGHTS RESERVED.

REVISIONS					
F	LTR	DESCRIPTION	DATE	DWN	APVD
	G29	REVISED PER ECO-16-007536	18MAY2016	DD	GK
	G30	REVISED PER ECO-16-013452	13SEP2016	DD	GK

LIST OF PARTS									
QTY. REQUIRED			ITEM	DESCRIPTION	COLOR	SUPPLIER PART NUMBER	MATERIAL SPECIFICATION	RECYCLING CODE	WEIGHT (GRAM)
INDEX C	INDEX B	INDEX A							
-	-	1	1	HOUSING, KEYING OPTION "A"	BLACK	0-1587054-1	30% GF PBT	>PBT-GF30<	49.3g
-	1	-	1	HOUSING, KEYING OPTION "B"	GRAY	0-1587054-2	30% GF PBT	>PBT-GF30<	49.3g
1	-	-	1	HOUSING, KEYING OPTION "C"	NATURAL	0-1587054-3	30% GF PBT	>PBT-GF30<	49.3g
1	1	1	2	TPA	RED	0-1587055-1	15% GF PBT	>PBT-GF15<	3.1g
1	1	1	3	ALIGNMENT PLATE	NATURAL	0-1587056-1	15% GF PBT	>PBT-GF15<	2.2g
1	1	1	4	END SEAL COVER	BLACK	0-1587057-1	15% GF PBT	>PBT-GF15<	6.3g
1	1	1	5	END SEAL GROMMET	LT GREEN	0-1587058-1	SILICON	>VMQ<	2.7g

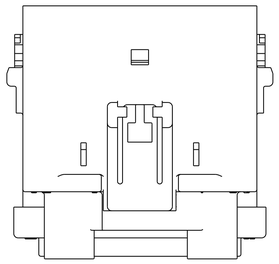

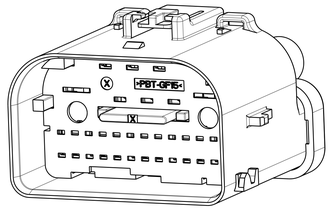

1. PART MUST CONFORM TO THE USCAR-2 SPECIFICATION, DATED 07/DEC/00 (REVISION 3).
2. 0.2mm MAXIMUM RADIUS PERMISSIBLE ON EDGES AND FILLETS SHOWN AS SHARP FOR PLASTIC PARTS.
3. PRODUCTION DATE CODE (YYDDD) AND ASSEMBLY PART NO. (LAST 3 DIGITS OF FORD PART NUMBER ACCEPTABLE) MUST BE LEGIBLE AND PERMANENTLY APPLIED WHEREVER PACKAGE SIZE PERMITS OR OTHER AGREEMENTS ARE MADE.
4. MATES WITH ASSEMBLY SHOWN ON DRAWING 1587041.
5. SEE TE CONNECTIVITY (TE) INSTRUCTION SHEET 408-8911 FOR PROPER POSITIONING OF TPA AND TE INSTRUCTION SHEET 408-8832 FOR APPLICATION USE OF CONNECTOR SYSTEM.

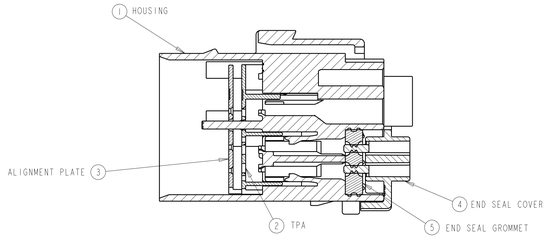

SECTION A-A
TPA AND ALIGNMENT PLATE
IN PRE-SEATED POSITION 5

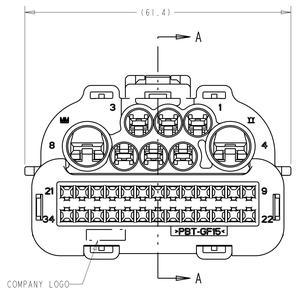

SCALE 2:1

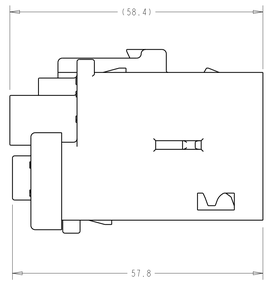

APPLICABLE COMPONENTS (FOR REFERENCE ONLY)				APPLICABLE WIRE SIZES (FOR REFERENCE ONLY)1	COMPONENT MATING PART NUMBER
DESCRIPTION	COLOR/ PLATING	SUPPLIER	SUPPLIER PART NUMBER		
TERMINAL - MALE 1.5mm	TIN	MOLEX	33000-0002	16-20 AWG OR METRIC EQUIVALENT	33012-0002
TERMINAL - MALE 2.8mm	TIN	TYCO	1326031-2	20 AWG OR METRIC EQUIVALENT	1326032-2
TERMINAL - MALE 2.8mm	TIN	TYCO	1326031-3	18 AWG OR METRIC EQUIVALENT	1326032-3
TERMINAL - MALE 2.8mm	TIN	TYCO	1326031-4	16 AWG OR METRIC EQUIVALENT	1326032-4
TERMINAL - MALE 2.8mm	TIN	TYCO	1326031-5	14 AWG OR METRIC EQUIVALENT	1326032-5
TERMINAL - MALE 2.8mm	TIN	TYCO	1-1326031-1	12 AWG OR METRIC EQUIVALENT	1326032-6
CABLE SEAL - 2.8mm	GREEN	YAZAKI	7158-3111-60	1.2-1.9mm WIRE O.D.	N/A
CABLE SEAL - 2.8mm	YELLOW	YAZAKI	7158-3112-70	1.8-2.3mm WIRE O.D.	N/A
CABLE SEAL - 2.8mm	WHITE	YAZAKI	7158-3113-40	2.1-3.0mm WIRE O.D.	N/A
CABLE SEAL - 2.8mm	LT GRAY	YAZAKI	7158-3110-40	3.1-3.3mm WIRE O.D.	N/A
TERMINAL - MALE 6.3mm	TIN	YAZAKI	7114-4140-02	20-16 AWG OR METRIC EQUIVALENT	7116-4140-02
TERMINAL - MALE 6.3mm	TIN	YAZAKI	7114-4141-02	14 AWG OR METRIC EQUIVALENT	7116-4141-02
CABLE SEAL - 6.3mm	RED	YAZAKI	7158-3081-50	1.4-2.3mm WIRE O.D.	N/A
CABLE SEAL - 6.3mm	BLUE	YAZAKI	7158-3082-90	2.1-3.0mm WIRE O.D.	N/A
CABLE SEAL - 6.3mm	BLACK	YAZAKI	7158-3083	3.0-3.8mm WIRE O.D.	N/A

NOTE: SEE SUPPLIER DRAWINGS FOR LATEST INFORMATION AND CRIMP SPECIFICATIONS.

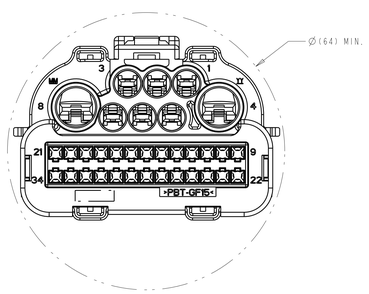

SCALE 2:1
MIN. FEED THRU CONDITION
WITH 1mm CLEARANCE ALL AROUND

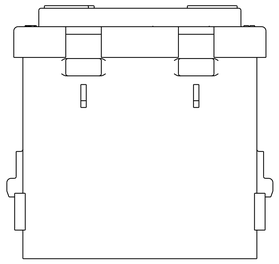

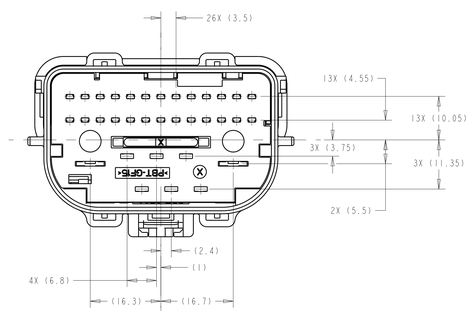

THIS DRAWING IS A CONTROLLED DOCUMENT.

DIMENSIONS: mm

TOLERANCES UNLESS OTHERWISE SPECIFIED:
0 PLC ±0.3
1 PLC ±0.3
2 PLC ±0.1
3 PLC ±0.1
4 PLC ±0.1
ANGLES ±1

MATERIAL -
FINISH -

DWN N. SOOCH 15APR2003
CHK T. DEWITTE 10JUN2003
APVD T. DEWITTE 16JUL2003
PRODUCT SPEC -
APPLICATION SPEC -
WEIGHT -

TE Connectivity

NAME CAP ASSEMBLY, 34 WAY, SEALED, HYBRID, MALE

SIZE A0 | CAGE CODE 00779 | DRAWING NO C-1587042 | RESTRICTED TO -

CUSTOMER DRAWING | SCALE 7:1 | SHEET 1 OF 4 | REV G30

A806 (3/13)

THIS DRAWING IS UNPUBLISHED. RELEASED FOR PUBLICATION 20
© COPYRIGHT 20 BY TE CONNECTIVITY ALL RIGHTS RESERVED.

REVISIONS					
P	LTR	DESCRIPTION	DATE	DWN	APVD
	-	SEE SHEET 1	-	-	-

HARNESS KEYING OPTIONS
SCALE 2X

INDEX A

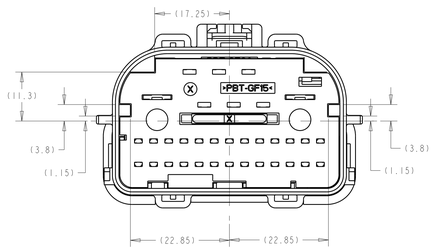

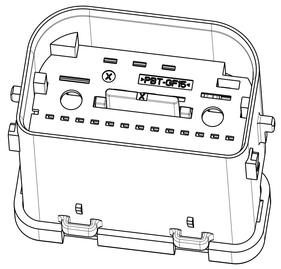

INDEX B

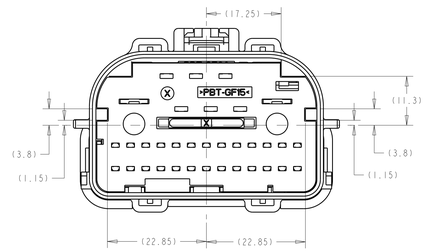

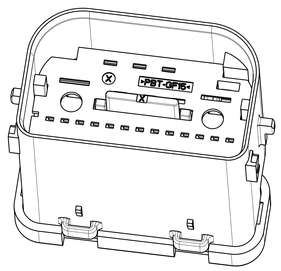

INDEX C

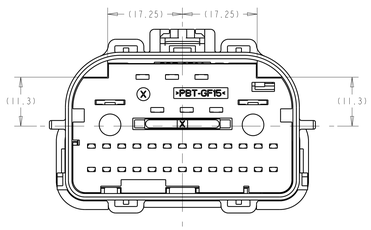

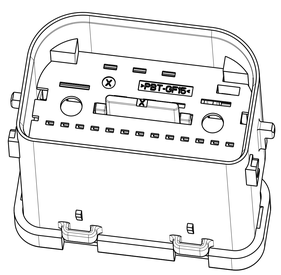

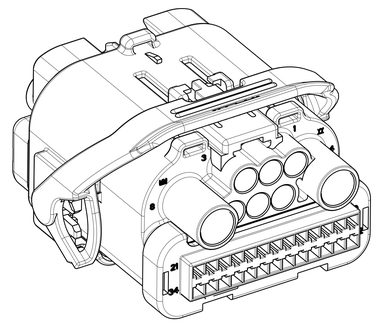

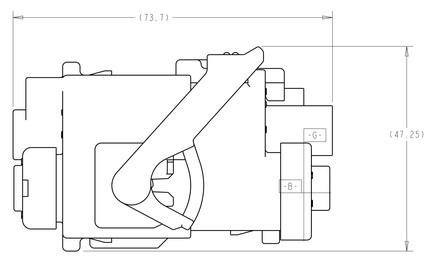

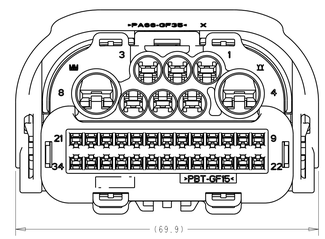

MATED ASSEMBLY
SCALE 2:1

THIS DRAWING IS A CONTROLLED DOCUMENT.	DRN N. SOOCH 15APR2003	TE Connectivity	
DIMENSIONS: mm	CHK T. DEWITTE 10JUN2003	NAME CAP ASSEMBLY, 34 WAY, SEALED, HYBRID, MALE	
TOLERANCES UNLESS OTHERWISE SPECIFIED: 0 PLC ±0.3; 1 PLC ±0.3; 2 PLC ±0.1; 3 PLC ±0.1; 4 PLC ±0.1; ANGLES ±1	APVD T. DEWITTE 16JUL2003		
	PRODUCT SPEC -		
	APPLICATION SPEC -	SIZE A0 / CAGE CODE 00779 / DRAWING NO C-1587042	RESTRICTED TO -
MATERIAL -	WEIGHT -		
FINISH -	CUSTOMER DRAWING	SCALE 7:1 / SHEET 2 OF 4	REV 630

THIS DRAWING IS UNPUBLISHED. RELEASED FOR PUBLICATION 20
© COPYRIGHT 20 BY TE CONNECTIVITY ALL RIGHTS RESERVED.

REVISIONS					
P	LTR	DESCRIPTION	DATE	DWN	APVD
	-	SEE SHEET 1	-	-	-

INDEX A (BLACK)

TE CONNECTIVITY ASSEMBLY NUMBER	0-1587042-1	1-1587042-0	1-1587042-1	1-1587042-2	1-1587042-3	1-1587042-4	1-1587042-5	1-1587042-6	1-1587042-7	1-1587042-8	1-1587042-9	2-1587042-0	2-1587042-1	2-1587042-2	2-1587042-3	2-1587042-4	2-1587042-5	2-1587042-6	2-1587042-7	2-1587042-8	2-1587042-9	3-1587042-0	3-1587042-1	3-1587042-2	3-1587042-3	3-1587042-4	3-1587042-5	3-1587042-6	3-1587042-7	3-1587042-8	3-1587042-9	4-1587042-0
FORD PART NUMBER	5C3T-14A624-DA-000	5C3T-14A624-DA-001	5C3T-14A624-DA-002	5C3T-14A624-DA-003	5C3T-14A624-DA-004	5C3T-14A624-DA-005	5C3T-14A624-DA-006	5C3T-14A624-DA-007	5C3T-14A624-DA-008	5C3T-14A624-DA-009	5C3T-14A624-DA-010	5C3T-14A624-DA-011	5C3T-14A624-DA-012	5C3T-14A624-DA-013	5C3T-14A624-DA-014	5C3T-14A624-DA-015	5C3T-14A624-DA-016	5C3T-14A624-DA-017	5C3T-14A624-DA-018	5C3T-14A624-DA-019	5C3T-14A624-DA-020	5C3T-14A624-DA-021	5C3T-14A624-DA-022	5C3T-14A624-DA-023	5C3T-14A624-DA-024	5C3T-14A624-DA-025	5C3T-14A624-DA-026	5C3T-14A624-DA-027	5C3T-14A624-DA-028	5C3T-14A624-DA-029	5C3T-14A624-DA-030	5C3T-14A624-DA-031
1			1	1	1		1	1	1	1											1											
2																											2		2			
3							3	3	3	3																						
4			4	4	4		4	4		4											4	4		4	4							
5			5	5	5	5	5	5	5																		5		5			
6			6	6	6	6	6	6		6																						6
7						7	7	7	7	7											7			7								
8							8	8		8											8	8		8	8							
9						9	9	9	9	9																						
10			10	10		10	10	10	10	10																		10	10			
11			11	11		11	11	11	11	11														11	11			11	11			
12			12	12	12		12	12	12	12			12	12			12	12	12	12						12	12	12	12	12	12	
13						13				13		13		13		13		13	13	13				13	13							
14				14		14				14		14		14		14		14	14	14				14	14	14	14	14	14			
15								15		15		15		15		15		15	15	15	15	15		15	15							
16				16		16		16		16		16		16		16		16	16	16	16	16				16	16	16	16			
17						17		17		17		17		17		17		17	17	17	17	17						17	17			
18						18		18		18		18		18		18		18	18	18	18	18				18	18	18	18			
19								19		19											19	19				19	19	19	19			19
20								20		20														20	20			20	20			
21								21		21														21	21							
22						22		22		22														22	22			22	22			
23		23		23		23		23		23														23	23	23	23	23	23			
24		24				24		24		24											24	24	24									
25		25				25	25	25	25						25	25	25	25							25							
26		26				26		26		26					26	26	26	26								26	26	26	26			
27		27				27	27	27	27		27	27	27	27	27	27	27	27			27	27	27									
28		28	28	28	28	28		28		28	28	28	28	28	28	28	28	28			28	28	28	28	28	28	28	28	28			
29		29				29		29		29	29	29	29	29	29	29	29	29		29	29	29	29	29	29						29	
30		30				30		30		30	30	30	30	30	30	30	30	30	30	30	30	30	30	30	30			30	30	30	30	
31		31				31		31		31	31	31	31	31	31	31	31	31	31	31	31	31	31	31	31	31	31	31	31	31	31	31
32		32		32		32		32		32	32	32	32	32	32	32	32	32	32	32				32	32			32	32	32	32	
33		33				33		33		33	33	33	33	33	33	33	33	33	33	33	33	33	33	33	33					33	33	
34						34	34	34	34	34	34	34	34	34	34	34	34	34	34	34	34	34	34	34	34					34	34	

TE CONNECTIVITY ASSEMBLY NUMBER	4-1587042-1	4-1587042-2	4-1587042-3	4-1587042-4	4-1587042-5	4-1587042-6	4-1587042-7	4-1587042-8	4-1587042-9	8-1587042-0	8-1587042-1	8-1587042-2	8-1587042-3	8-1587042-4	8-1587042-5	8-1587042-6	8-1587042-7	8-1587042-8	8-1587042-9	9-1587042-0	9-1587042-1	9-1587042-2	9-1587042-3	9-1587042-4	9-1587042-5	9-1587042-6	9-1587042-7	9-1587042-8	9-1587042-9	0-1924425-1	0-1924425-2	0-1924425-3
FORD PART NUMBER	5C3T-14A624-DA-032	5C3T-14A624-DA-033	5C3T-14A624-DA-034	5C3T-14A624-DA-035	5C3T-14A624-DA-036	5C3T-14A624-DA-037	5C3T-14A624-DA-038	5C3T-14A624-DA-039	5C3T-14A624-DA-040	5C3T-14A624-DA-041	5C3T-14A624-DA-042	5C3T-14A624-DA-043	5C3T-14A624-DA-044	5C3T-14A624-DA-045	5C3T-14A624-DA-046	5C3T-14A624-DA-047	5C3T-14A624-DA-048	5C3T-14A624-DA-049	5C3T-14A624-DA-050	5C3T-14A624-DA-051	5C3T-14A624-DA-052	5C3T-14A624-DA-053	5C3T-14A624-DA-054	5C3T-14A624-DA-055	5C3T-14A624-DA-056	5C3T-14A624-DA-057	5C3T-14A624-DA-058	5C3T-14A624-DA-059	5C3T-14A624-DA-060	5C3T-14A624-DA-061	5C3T-14A624-DA-062	5C3T-14A624-DA-063
1									1		1	1						1		1					1	1	1					
2			2	2						2	2	2		2	2	2						2			2			2				
3	3								3	3	3	3										3			3	3		3	3			
4	4	4							4	4	4	4						4		4					4	4	4	4	4	4		
5			5	5						5		5			5	5			5	5		5			5	5		5	5			
6	6		6	6					6	6	6	6	6	6	6	6		6		6		6						6	6	6		
7		7	7	7					7	7	7	7	7	7	7	7		7		7					7	7	7					
8	8	8							8		8														8	8	8	8	8	8		
9			9	9					9	9	9	9	9	9	9	9		9	9	9		9			9	9	9					
10									10	10	10	10						10	10	10		10						10	10	10		
11																									11	11	11					
12		12	12	12									12	12	12	12																12
13			13	13		13		13					13	13	13	13	13							13				13	13	13		
14		14	14	14		14		14					14	14	14	14	14							14	14	14	14					
15			15	15		15		15					15	15	15	15	15							15	15	15	15					
16			16	16		16		16					16	16	16	16	16							16	16	16		16	16			
17			17	17		17		17					17	17	17	17	17							17	17	17	17	17	17	17		
18			18	18		18		18					18	18	18	18	18	18	18	18				18	18	18	18	18	18	18		
19		19	19	19					19		19		19	19		19		19	19	19					19		19	19		19		
20		20	20	20					20		20		20	20	20	20		20	20	20					20		20	20		20		
21		21		21					21	21	21	21						21	21	21		21			21	21	21					
22				22					22		22							22		22	22	22			22	22	22					
23				23					23	23	23	23	23		23			23	23	23	23				23	23	23	23	23	23		
24		24		24							24	24	24		24			24		24	24							24	24	24		
25		25							25	25	25	25	25		25																	
26									26	26	26	26	26		26										26	26		26	26		26	26
27			27								27	27						27		27	27				27	27	27	27	27	27		27
28									28		28		28	28				28		28	28	28			28	28		28	28			28
29				29			29	29	29		29		29	29	29	29		29	29	29	29	29	29	29	29	29		29	29			29
30		30			30	30	30	30	30	30	30	30	30	30	30	30		30	30	30	30				30	30		30	30			30
31		31	31						31	31	31	31	31	31	31	31		31		31					31	31	31	31	31	31		
32		32	32						32	32	32	32	32	32	32	32		32	32	32					32	32	32					
33		33	33						33	33	33	33	33	33	33	33		33	33	33					33	33	33	33	33	33		
34			34		34	34	34	34	34	34	34	34	34	34	34	34		34	34	34		34			34	34	34					

TE CONNECTIVITY ASSEMBLY NUMBER	0-1924425-4	0-1924425-5	0-1924425-6	0-1924425-7	0-1924425-8	0-1924425-9	1-1924425-0	1-1924425-1	1-1924425-2	1-1924425-3	1-1924425-4	1-1924425-5	1-1924425-6	1-1924425-7	1-1924425-8	1-1924425-9	2-1924425-0	2-1924425-1	2-1924425-2	2-1924425-3	2-1924425-4	2-1924425-5	2-1924425-6	2-1924425-7	2-1924425-8	2-1924425-9	3-1924425-0	3-1924425-1	3-1924425-2	3-1924425-3
FORD PART NUMBER	5C3T-14A624-DA-064	5C3T-14A624-DA-065	5C3T-14A624-DA-066	5C3T-14A624-DA-067	5C3T-14A624-DA-068	5C3T-14A624-DA-069	5C3T-14A624-DA-070	5C3T-14A624-DA-071	5C3T-14A624-DA-072	5C3T-14A624-DA-073	5C3T-14A624-DA-074	5C3T-14A624-DA-075	5C3T-14A624-DA-076	5C3T-14A624-DA-077	5C3T-14A624-DA-078	5C3T-14A624-DA-079	5C3T-14A624-DA-080	5C3T-14A624-DA-081	5C3T-14A624-DA-082	5C3T-14A624-DA-083	5C3T-14A624-DA-084	5C3T-14A624-DA-085	5C3T-14A624-DA-086	5C3T-14A624-DA-087	5C3T-14A624-DA-088	5C3T-14A624-DA-089	5C3T-14A624-DA-090	5C3T-14A624-DA-091	5C3T-14A624-DA-092	5C3T-14A624-DA-093
1																														
2	2																													
3	3														3			3		3		3	3			3				
4														4																
5	5																													
6	6																													
7																														
8														8							8	8	8	8	8	8	8			
9	9	9	9	9	9	9	9		9			9	9	9	9	9	9	9	9	9										
10	10	10	10	10	10	10	10		10		10	10	10	10	10	10	10	10	10	10										
11			11			11			11		11	11	11	11																
12	12									12	12	12	12	12																
13															13	13	13	13	13	13								13		13
14										14	14				14	14	14	14	14	14								14		14
15		15	15	15	15	15	15	15	15				15	15					15	15								15		15
16		16		16	16		16	16					16	16	16			16	16	16		16	16			16		16		16
17											17		17	17									17	17	17	17	17	17		17
18			18			18			18				18	18							18	18						18		18
19			19			19			19				19	19					19	19										
20			20			20			20		20																			
21	21	21	21	21	21	21	21		21										21	21										
22	22		22			22					22																			
23		23	23		23	23		23	23	23	23								23	23										
24		24	24		24	24		24				24	24	24					24	24										
25		25	25		25																									
26		26	26		26										26			26	26	26		26	26			26				
27		27	27		27	27		27				27	27	27	27			27				27	27			27				
28	28	28	28			28	28	28		28	28	28	28	28					28	28								28	28	
29	29	29	29			29	29	29	29			29	29	29					29	29	29	29	29	29	29	29	29	29	29	29
30		30	30		30	30		30	30		30	30	30	30					30	30			30	30	30	30	30	30	30	30
31		31	31		31	31				31	31	31	31	31					31	31				31				31	31	31
32		32	32		32	32			32		32										32	32		32				32	32	32
33		33	33		33	33			33			33	33	33	33	33			33	33	33	33	33	33	33			33	33	33
34	34	34	34	34	34	34	34		34			34	34	34	34	34	34	34	34	34	34	34	34	34	34	34	34	34	34	34

TERMINAL HOLE POSITION

CAVITIES WITH A NUMERIC SYMBOL INDICATE CLOSED TERMINAL LOCATIONS

BLANK CAVITIES INDICATE OPEN TERMINAL HOLE LOCATIONS

PIN OUT CHART

INDEX A (BLACK)

TE CONNECTIVITY ASSEMBLY NUMBER	3-1924425-4	3-1924425-5	3-1924425-6	3-1924425-7	3-1924425-8	3-1924425-9	4-1924425-0	4-1924425-1	4-1924425-2	4-1924425-3	4-1924425-4	4-1924425-5	4-1924425-6	4-1924425-7	4-1924425-8	4-1924425-9	5-1924425-0	5-1924425-1	5-1924425-2	5-1924425-3	5-1924425-4	5-1924425-5	5-1924425-6
FORD PART NUMBER	5C3T-14A624-DA-094	5C3T-14A624-DA-095	5C3T-14A624-DA-096	5C3T-14A624-DA-097	5C3T-14A624-DA-098	5C3T-14A624-DA-099	5C3T-14A624-DA-100	5C3T-14A624-DA-101	5C3T-14A624-DA-102	5C3T-14A624-DA-103	5C3T-14A624-DA-104	5C3T-14A624-DA-105	5C3T-14A624-DA-106	5C3T-14A624-DA-107	5C3T-14A624-DA-108	5C3T-14A624-DA-109	5C3T-14A624-DA-110	5C3T-14A624-DA-111	5C3T-14A624-DA-112	- - -	- - -	- - -	- - -
1								1	1														
2									2			2		2	2								
3								3	3			3		3	3								
4								4	4														4
5																							
6								6	6														
7								7	7														
8								8	8														8
9								9	9											9			
10							10	10	10		10					10	10					10	
11							11				11	11	11	11	11	11	11						
12						12	12			12	12			12	12	12	12						
13	13		13		13											13		13				13	
14	14		14		14	14	14			14	14					14		14					
15	15		15		15											15		15	15				
16	16		16		16	16	16									16	16	16	16				
17	17		17		17		17				17					17	17	17					
18	18		18		18			18	18														
19	19	19	19	19	19			19	19														
20	20	20	20	20	20		20	20	20		20					20	20	20					
21	21	21	21	21	21			21	21									21					
22							22	22	22		22							22		22			
23						23	23	23	23	23	23							23	23				
24									24									24	24	24			
25	25	25	25	25				25	25					25				25					
26	26	26	26	26		26	26	26	26	26	26	26	26	26	26			26		26			
27	27	27	27	27					27					27	27			27	27				27
28	28	28	28	28		28	28	28	28	28	28			28	28			28		28			28
29								29	29					29	29			29					29
30	30	30			30		30	30	30		30			30	30			30	30	30			30
31	31	31			31	31	31	31	31	31	31			31				31		31			31
32	32	32			32		32	32	32		32			32				32		32			32
33	33	33			33			33	33					33				33		33	33		33
34	34	34			34			34	34					34				34		34			34

TE CONNECTIVITY ASSEMBLY NUMBER	5-1924425-7	5-1924425-8	5-1924425-9	6-1924425-0	6-1924425-1	6-1924425-2	6-1924425-3	6-1924425-4	6-1924425-5	6-1924425-6	6-1924425-7	6-1924425-8	6-1924425-9	7-1924425-0	7-1924425-1	7-1924425-2	7-1924425-3	7-1924425-4	7-1924425-5	7-1924425-6	7-1924425-7	7-1924425-8
FORD PART NUMBER	5C3T-14A624-DA-113	5C3T-14A624-DA-114	5C3T-14A624-DA-115	5C3T-14A624-DA-116	5C3T-14A624-DA-117	5C3T-14A624-DA-118	5C3T-14A624-DA-119	- - -	- - -	- - -	- - -	5C3T-14A624-DA-120	5C3T-14A624-DA-121	5C3T-14A624-DA-122	5C3T-14A624-DA-123	5C3T-14A624-DA-124	5C3T-14A624-DA-125	- - -	- - -	- - -	- - -	- - -
1	1		1		1	1	1							1	1							
2	2		2		2	2	2							2	2	2						
3			3		3			3	3	3	3											
4		4						4			4		4									
5																						
6																						
7		7						7	7	7	7		7									
8	8	8	8	8	8	8	8	8			8	8	8	8	8	8						
9	9		9		9	9	9							9	9			9	9	9		9
10	10		10		10	10	10							10	10			10	10		10	10
11	11		11		11	11	11							11	11			11	11		11	11
12				12	12		12						12	12		12	12					
13	13		13		13	13	13							13	13							
14	14		14		14	14	14							14	14				14	14	14	14
15	15		15		15	15	15							15	15							
16		16											16			16			16	16	16	16
17	17		17		17	17	17							17	17				17	17	17	17
18								18		18			18			18			18	18	18	18
19	19		19		19	19	19	19		19				19	19				19	19	19	19
20	20	20	20	20	20	20	20	20		20				20	20		20		20	20	20	20
21	21		21		21	21	21	21			21			21	21					21	21	21
22								22			22									22		22
23		23						23			23									23		23
24		24						24			24							24	24		24	24
25		25						25			25	25	25			25						
26		26						26			26		26			26						
27		27						27			27		27			27		27	27	27	27	27
28		28						28			28		28			28						
29		29						29			29		29			29		29	29	29	29	29
30		30						30			30		30			30			30	30	30	30
31					31	31	31	31	31	31	31	31	31	31	31	31			31	31	31	31
32	32		32		32	32	32	32	32	32	32									32		32
33	33		33		33	33	33	33	33	33	33			33	33					33		33
34		34	34		34			34	34	34	34		34	34	34					34		34

TERMINAL HOLE POSITION

CAVITIES WITH A NUMERIC SYMBOL INDICATE CLOSED TERMINAL LOCATIONS

BLANK CAVITIES INDICATE OPEN TERMINAL HOLE LOCATIONS

PIN OUT CHART

THIS DRAWING IS A CONTROLLED DOCUMENT.

DWN N. SOOCH	15APR2003	TE Connectivity	
CHK T. DEWITTE	10JUN2003	NAME: CAP ASSEMBLY, 34 WAY, SEALED, HYBRID, MALE	
APVD T. DEWITTE	16JUL2003		
DIMENSIONS: mm	TOLERANCES UNLESS OTHERWISE SPECIFIED: 0 PLC ±0.3; 1 PLC ±0.3; 2 PLC ±0.1; 3 PLC ±0.1; 4 PLC ±0.1; ANGLES ±1	PRODUCT SPEC -	APPLICATION SPEC -
MATERIAL - -	FINISH - -	WEIGHT -	
SIZE A0	CAGE CODE 00779	DRAWING NO C-1587042	RESTRICTED TO -
CUSTOMER DRAWING	SCALE 7:1	SHEET 3 OF 4	REV G30

THIS DRAWING IS UNPUBLISHED. RELEASED FOR PUBLICATION 20
© COPYRIGHT 20 BY TE CONNECTIVITY ALL RIGHTS RESERVED.

REVISIONS					
P	LTR	DESCRIPTION	DATE	DWN	APVD
	-	SEE SHEET 1	-	-	-

INDEX B (GRAY)

TE CONNECTIVITY ASSEMBLY NUMBER	0-1587042-2	5-1587042-0	5-1587042-1	5-1587042-2	5-1587042-3	5-1587042-4	5-1587042-5	5-1587042-6	5-1587042-7	5-1587042-8	5-1587042-9	6-1587042-0	6-1587042-1	6-1587042-2	6-1587042-3	6-1587042-4
FORD PART NUMBER	5C3T-14A624-EA-000	5C3T-14A624-EA-001	5C3T-14A624-EA-002	5C3T-14A624-EA-003	5C3T-14A624-EA-004	5C3T-14A624-EA-005	5C3T-14A624-EA-006	5C3T-14A624-EA-007	5C3T-14A624-EA-008	5C3T-14A624-EA-009	5C3T-14A624-EA-010	5C3T-14A624-EA-011	5C3T-14A624-EA-012	5C3T-14A624-EA-013		
1																
2											2	2	2	2		
3						3	3									
4		4	4	4	4	4	4	4		4			4			
5																
6																
7		7	7	7	7	7	7									
8		8	8	8	8	8	8	8		8			8			
9					9	9	9								9	9
10																
11		11	11	11	11	11	11									
12																12
13																13
14							14									14
15		15	15		15	15	15									15
16						16	16	16		16		16	16			16
17								17		17		17	17			
18								18		18		18	18			
19								19		19		19	19			
20								20		20		20	20			
21								21		21		21	21			
22							22		22	22					22	22
23							23		23	23						
24		24	24	24	24	24	24	24	24	24	24	24			24	24
25		25	25	25	25	25	25	25	25	25	25	25				
26		26	26	26	26	26	26	26	26	26	26	26	26	26	26	26
27						27	27	27	27	27	27	27	27	27		
28								28	28	28	28	28	28	28	28	28
29			29		29	29	29	29	29	29	29	29	29	29		
30								30	30	30	30	30	30	30		
31								31	31	31	31	31	31	31		
32								32	32	32	32	32	32	32	32	32
33								33	33	33	33	33	33	33	33	
34		34	34		34	34	34	34	34	34	34	34	34	34	34	34

TERMINAL HOLE POSITION

CAVITIES WITH A NUMERIC SYMBOL INDICATE CLOSED TERMINAL LOCATIONS

BLANK CAVITIES INDICATE OPEN TERMINAL HOLE LOCATIONS

PIN OUT CHART

INDEX C (NATURAL)

TE CONNECTIVITY ASSEMBLY NUMBER	0-1587042-3	0-1587042-4
FORD PART NUMBER	5C3T-14A624-FA-000	
1		
2		
3		
4		
5		
6		
7		
8		
9		9
10		10
11		11
12		12
13		13
14		14
15		15
16		16
17		17
18		18
19		19
20		20
21		21
22		22
23		
24		24
25		
26		26
27		
28		28
29		
30		30
31		31
32		32
33		33
34		34

TERMINAL HOLE POSITION

CAVITIES WITH A NUMERIC SYMBOL INDICATE CLOSED TERMINAL LOCATIONS

BLANK CAVITIES INDICATE OPEN TERMINAL HOLE LOCATIONS

PIN OUT CHART

THIS DRAWING IS A CONTROLLED DOCUMENT.

DIMENSIONS: mm

TOLERANCES UNLESS OTHERWISE SPECIFIED:
0 PLC ±0.3
1 PLC ±0.3
2 PLC ±0.1
3 PLC ±0.1
4 PLC ±0.1
ANGLES ±1

MATERIAL -
FINISH -

DWN N. SOOCH 15APR2003
CHK T. DEWITTE 10JUN2003
APVD T. DEWITTE 16JUL2003
PRODUCT SPEC -
APPLICATION SPEC -
WEIGHT -
CUSTOMER DRAWING

TE Connectivity

NAME CAP ASSEMBLY, 34 WAY, SEALED, HYBRID, MALE

SIZE A0 | CAGE CODE 00779 | DRAWING NO C-1587042 | RESTRICTED TO -

SCALE 7:1 | SHEET 4 OF 4 | REV G.30

4806 (3/13)