KR Electronics, Inc.

General Description

KR 2996 is a 65 MHz bandpass filter. The minimum 3 dB bandwidth is 4 MHz. Other center frequencies and bandwidths available. Please consult the factory.

Features

- 65 MHz Center Frequency
- 4 MHz min 3 dB Bandwidth
- SMA Connectors
- 50 Ω Source and Load

Typical Performance

Overall Response

(10 dB/div)

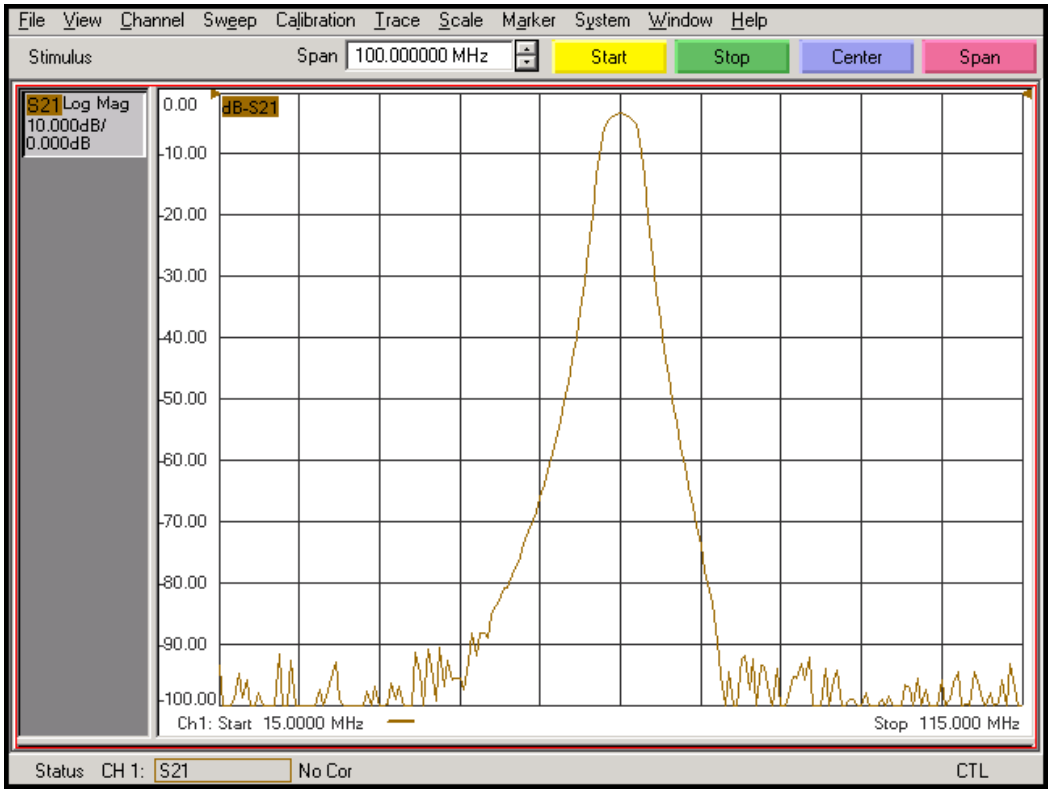

KR Electronics, Inc.
91 Avenel Street
Avenel, NJ 07001

Web *www.krfilters.com*
Email *sales@krfilters.com*
Phone *(732) 636-1900*
Fax *(732) 636-1982*

© 2010, KR Electronics, Inc.

Typical Performance

Passband Amplitude & Group Delay

(1 dB/div & 20 nsec/div)

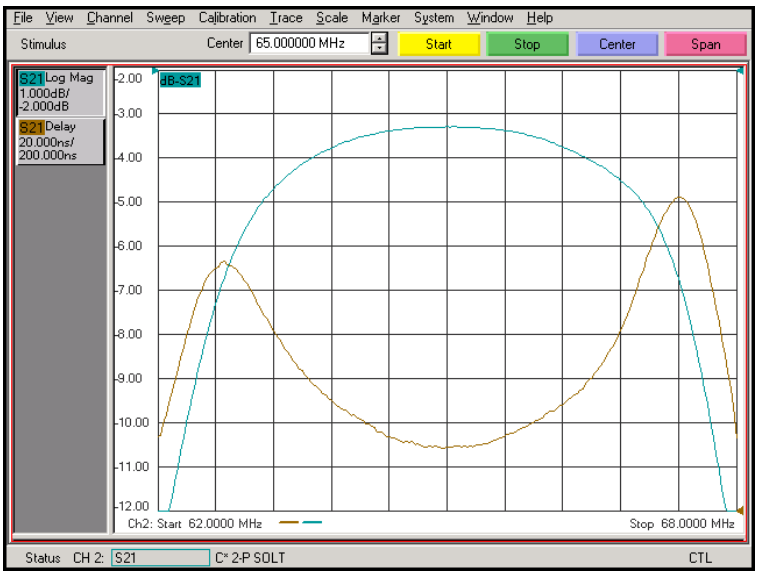

Overall Stopband to 1 GHz

(10 dB/div)

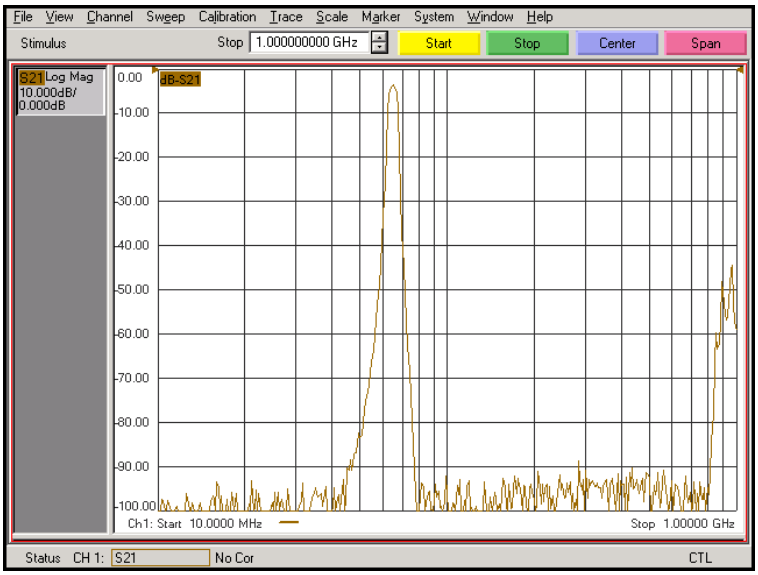

KR Electronics, Inc.
91 Avenel Street
Avenel, NJ 07001

Web *www.krfilters.com*
Email *sales@krfilters.com*
Phone *(732) 636-1900*
Fax *(732) 636-1982*

© 2010, KR Electronics, Inc.

KR Electronics 2996

Specifications

Parameter	Specification	Typical / Notes
Filter type	Bandpass	
Center Frequency	65 MHz	
Insertion Loss	4.5 dB max	
Minimum 3 dB Bandwidth	4 MHz	
20 dB Bandwidth	7.6 MHz typical	
40 dB Bandwidth	11.6 MHz typical	
60 dB Bandwidth	17.8 MHz typical	
Source and Load	50 Ω	

Physical Dimensions

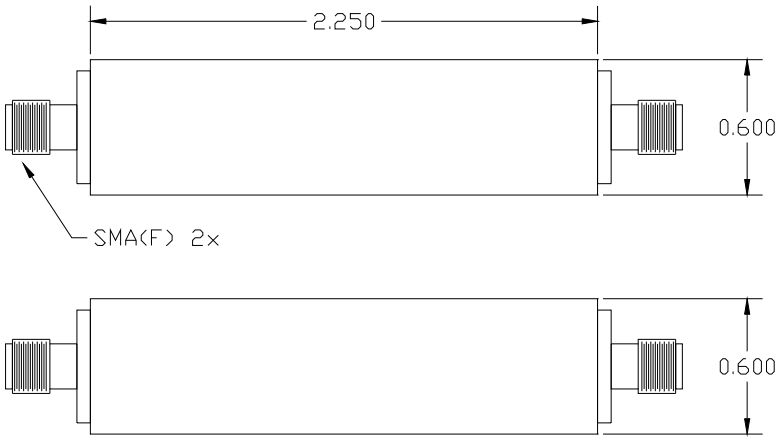



Notes:
1. Dimensions in inches
2. Rectangular case

KR Electronics, Inc.
91 Avenel Street
Avenel, NJ 07001

Web *www.krfilters.com*
Email *sales@krfilters.com*
Phone *(732) 636-1900*
Fax *(732) 636-1982*

© 2010, KR Electronics, Inc.