Type 2 surge arrester - VAL-SEC-T2-1S-350 - 2905341

Please be informed that the data shown in this PDF Document is generated from our Online Catalog. Please find the complete data in the user's documentation. Our General Terms of Use for Downloads are valid (http://phoenixcontact.com/download)



Plug-in surge arrester, in accordance with Type 2/Class II, for 1-phase power supply networks with separate N and PE (3-conductor system: L1, N, PE).

Why buy this product

- Varistor arrester with a low leakage current
- High-performance gas-filled surge arrester for N/PE protection
- Extremely narrow design, just 12 mm per position
- High continuous voltage of 350 V AC for 230/400 V AC networks with high voltage fluctuations
- Pluggable
- Low voltage protection level of 1.5 kV
- Optical, mechanical status indicator
- With floating remote indication contact as an option
- Plugs can be checked with CHECKMASTER 2

RoHS

Key Commercial Data

Packing unit	1 STK
GTIN	4 046356 948043
GTIN	4046356948043

Technical data

Dimensions

Height	89.9 mm
Width	25.4 mm
Depth	74.5 mm (incl. DIN rail 7.5 mm)
Horizontal pitch	1.4 Div.

Ambient conditions

Degree of protection	IP20
Ambient temperature (operation)	-40 °C ... 80 °C

Type 2 surge arrester - VAL-SEC-T2-1S-350 - 2905341

Technical data

Ambient conditions

Ambient temperature (storage/transport)	-40 °C ... 80 °C
Altitude	≤ 2000 m (amsl (above mean sea level))
Permissible humidity (operation)	5 % ... 95 %
Shock (operation)	30g (Half-sine / 11 ms / 3x ±X, ±Y, ±Z)
Vibration (operation)	5g (10 ... 500 Hz / 2.5 h / X, Y, Z)

General

IEC test classification	II
	T2
EN type	T2
IEC power supply system	TN-S
	TT
Mode of protection	L-N
	L-PE
	N-PE
Mounting type	DIN rail: 35 mm
Color	light grey RAL 7035
	traffic grey A RAL 7042
Housing material	PA 6.6-FR 20% GF
	PBT-FR
Degree of pollution	2
Flammability rating according to UL 94	V-0
Type	DIN rail module, two-section, divisible
Number of positions	2
Surge protection fault message	optical

Protective circuit

Nominal voltage U_N	240 V AC (TN-S)
	240 V AC (TT)
Nominal frequency f_N	50 Hz (60 Hz)
Maximum continuous operating voltage U_C (L-N)	350 V AC
Maximum continuous operating voltage U_C (L-PE)	350 V AC
Maximum continuous voltage U_C (N-PE)	264 V AC
Rated load current I_L	40 A (Biconnect M4 fork-type cable lug 6 mm²)
	63 A (TWIN ferrule 2 x 10 mm²)
Residual current I_{PE}	≤ 1 µA
Nominal discharge current I_n (8/20) µs	20 kA
Maximum discharge current I_{max} (8/20) µs	40 kA
Follow current interrupt rating I_{fi} (N-PE)	100 A (264 V AC)
Short-circuit current rating I_{SCCR}	25 kA (in case of 315 A gG backup fuse)
	50 kA (in case of 200 A gG backup fuse)

Type 2 surge arrester - VAL-SEC-T2-1S-350 - 2905341

Technical data

Protective circuit

Voltage protection level U_p (L-N)	≤ 1.5 kV
Voltage protection level U_p (L-PE)	≤ 1.9 kV
Voltage protection level U_p (N-PE)	≤ 1.5 kV
Residual voltage U_{res} (L-N)	≤ 1.5 kV (at I_n)
	≤ 1.3 kV (at 10 kA)
	≤ 1.2 kV (at 5 kA)
	≤ 1.1 kV (at 4 kA)
	≤ 1 kV (at 2 kA)
Residual voltage U_{res} (N-PE)	≤ 0.5 kV (at I_n)
	≤ 0.5 kV (at 10 kA)
	≤ 0.5 kV (at 5 kA)
	≤ 0.5 kV (at 4 kA)
	≤ 0.5 kV (at 2 kA)
TOV behavior at U_T (L-N)	415 V AC (5 s / withstand mode)
	457 V AC (120 min / safe failure mode)
TOV behavior at U_T (N-PE)	1200 V AC (200 ms / withstand mode)
Response time t_A (L-N)	≤ 25 ns
Response time t_A (L-PE)	≤ 100 ns
Response time t_A (N-PE)	≤ 100 ns
Max. backup fuse with V-type through wiring	40 A (gG / Biconnect M4 fork-type cable lug, 6 mm²)
	63 A (gG / TWIN ferrule 2x 10mm²)
Max. backup fuse with branch wiring	315 A (gG)

Connection data

Connection method	Screw connection
Screw thread	M5
Tightening torque	4.5 Nm
Stripping length	16 mm
Conductor cross section flexible	2.5 mm² ... 16 mm²
Conductor cross section solid	2.5 mm² ... 25 mm²
Conductor cross section AWG	12 ... 4
Connection method	Fork-type cable lug
Conductor cross section flexible	1.5 mm² ... 6 mm²

UL specifications

SPD Type	4CA
Maximum continuous operating voltage MCOV (L-N)	350 V AC
Maximum continuous operating voltage MCOV (L-G)	350 V AC
Maximum continuous operating voltage MCOV (N-G)	264 V AC
Nom. voltage	240 V AC
Mode of protection	L-N

Type 2 surge arrester - VAL-SEC-T2-1S-350 - 2905341

Technical data

UL specifications

	L-G
	N-G
Power distribution system	1
Nominal frequency	50/60 Hz
Measured limiting voltage MLV (L-N)	2000 V
Measured limiting voltage MLV (L-G)	2080 V
Measured limiting voltage MLV (N-G)	950 V
Nominal discharge current I_n (L-N)	20 kA
Nominal discharge current I_n (L-G)	20 kA
Nominal discharge current I_n (N-G)	20 kA

UL connection data

Conductor cross section AWG	14 ... 2 (solid)
	14 ... 4 (flexible)
Tightening torque	40 lb_f-in. ... 50 lb_f-in.

Standards and Regulations

Standards/regulations	IEC 61643-11 2011
	EN 61643-11 2012

Environmental Product Compliance

China RoHS	Environmentally friendly use period: unlimited = EFUP-e
	No hazardous substances above threshold values

Drawings

Type 2 surge arrester - VAL-SEC-T2-1S-350 - 2905341

Dimensional drawing

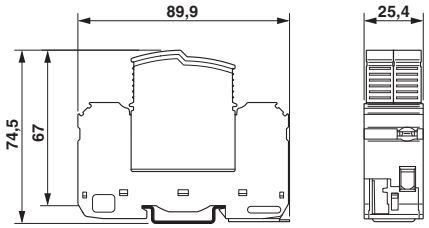

Product drawing

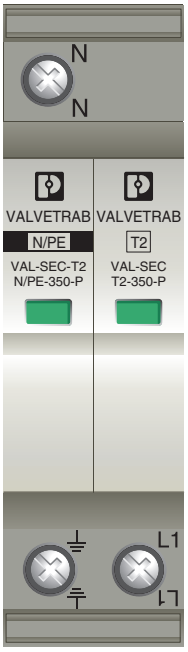

Circuit diagram

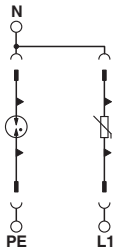

Approvals

Approvals

Approvals

UL Recognized / KEMA-KEUR / cUL Recognized / CCA / IECEE CB Scheme / EAC / DNV GL / cULus Recognized

Ex Approvals

Approval details

Type 2 surge arrester - VAL-SEC-T2-1S-350 - 2905341

Approvals

UL Recognized	http://database.ul.com/cgi-bin/XYV/template/LISEXT/1FRAME/index.htm	FILE E 330181
KEMA-KEUR	http://www.dekra-certification.com	2196453.01
cUL Recognized	http://database.ul.com/cgi-bin/XYV/template/LISEXT/1FRAME/index.htm	FILE E 330181
CCA		NTR-NL 7347
IECEE CB Scheme	http://www.iecee.org/	NL-34356
EAC		RU C-DE.A*30.B01561
DNV GL	http://exchange.dnv.com/tari/	TAE000023D
cULus Recognized	http://database.ul.com/cgi-bin/XYV/template/LISEXT/1FRAME/index.htm	

Phoenix Contact 2018 © - all rights reserved
http://www.phoenixcontact.com

PHOENIX CONTACT GmbH & Co. KG
Flachsmarktstr. 8
32825 Blomberg
Germany
Tel. +49 5235 300
Fax +49 5235 3 41200
http://www.phoenixcontact.com