SAW Bandpass Filter 253010B

1. Features

- IF Bandpass Filter
- High Attenuation
- Single-Ended Operation
- DIP Package
- Maximum Storage Temperature Range : -40℃ ~ 85℃
- Electrostatics Sensitive Device (ESD)

2. Package Dimension

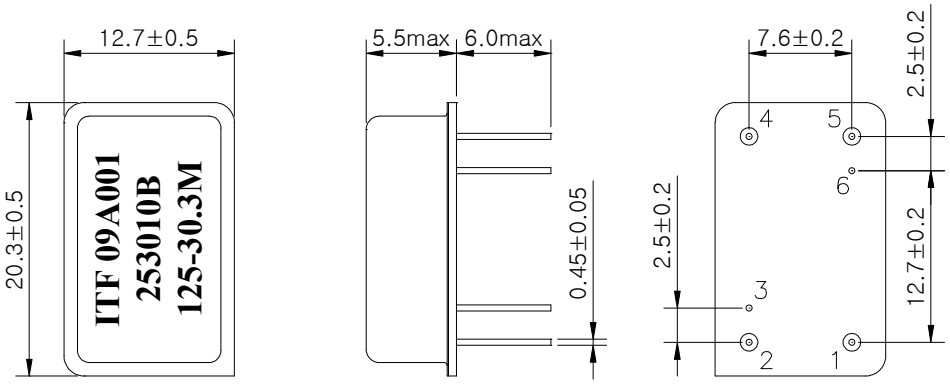

Package : D2012

Dimensions shown are nominal in millimeters

Base : Fe(SPCC), Au plating over Ni plated
Cap : Cu & Cr Alloy, Ni Plated
Termination : Kovar, Au Plated

Pin Configuration	
1	Input
5	Output
2, 4	Ground
3, 6	Case ground

3. Specifications

Fo = 125.0 MHz

Terminating source impedance : 50Ω and matching network

Terminating load impedance : 50Ω and matching network

		Minimum	Typical	Maximum
Center Frequency	MHz	-	125.0	-
Insertion Loss	dB	-	27.2	29.0
1dB Bandwidth	MHz	-	30.38	-
3dB Bandwidth	MHz	30.5	30.65	-
40dB Bandwidth	MHz	-	31.87	32.0
Amplitude Ripple (fo ± 14.9 MHz)	dB	-	0.5	1.0
Group Delay Variation (fo ± 14.9 MHz)	nsec	-	30	60
Absolute Delay	usec	-	2.15	-
Ultimate Rejection	dB	50	52	-
Temperature Coefficient of Frequency	ppm/°C	-	-72	-

Notes :

1) All specifications are based on the matching schematic shown below
2) All specifications are measured by Agilent Network analyzer and full 2 port calibration at room temperature
3) All attenuation measurements are measured relative to insertion loss

4. Matching Schematic

(Actual matching values may vary due to PCB layout and parasitics)

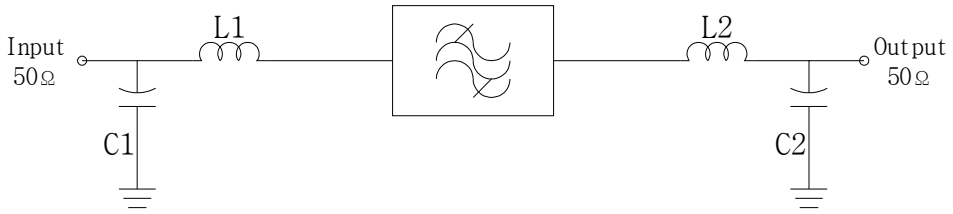

L1 = 56nH, L2 = 47nH

C1 = 20pF, C2 = 10pF

5. Marking Configuration

ITF[1] 09A001[2]

253010B[3]

125[4]-30.3M[5]

1) Manufacturer name

2) Lot Number

3) Part Number

4) Center frequency

5) 1dB-Bandwidth

6. Typical Performance (at +25°C)

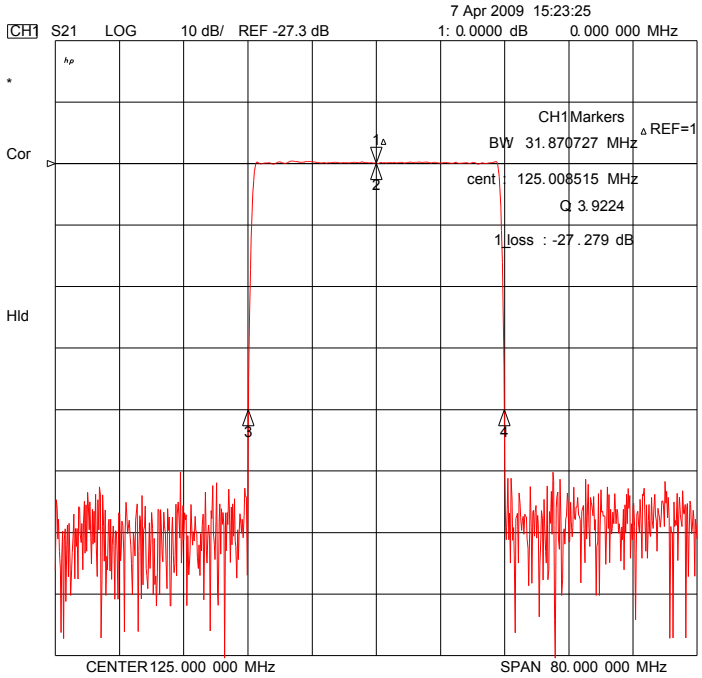

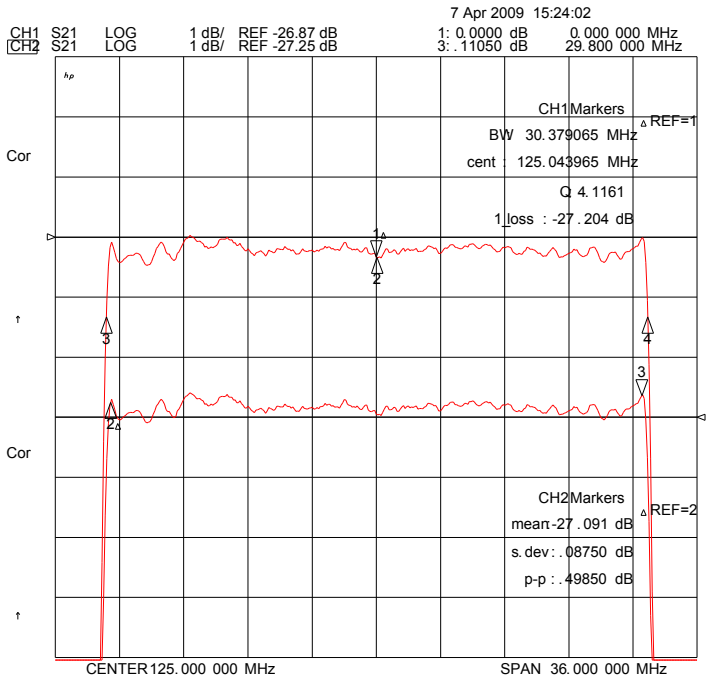

SAW Bandpass Filter 253010B

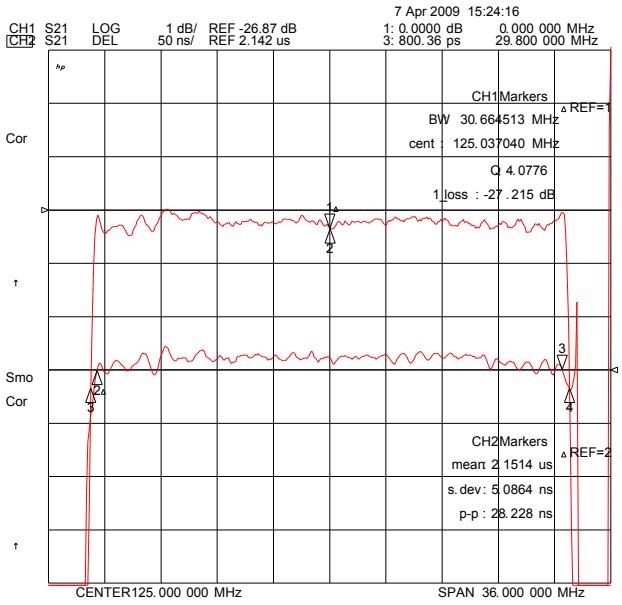

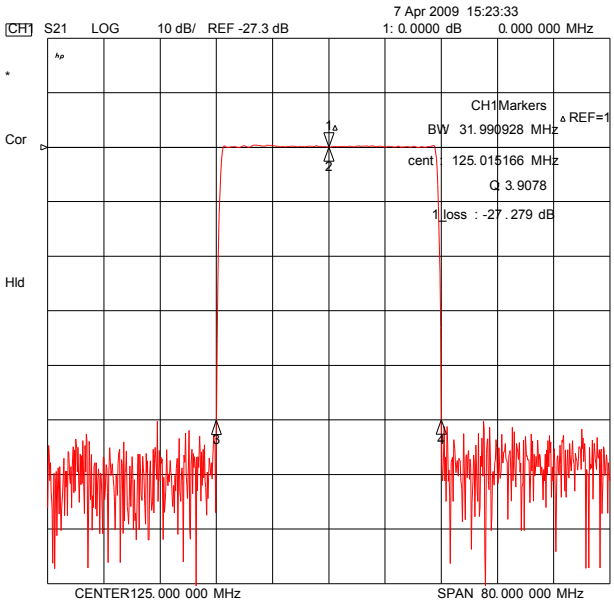

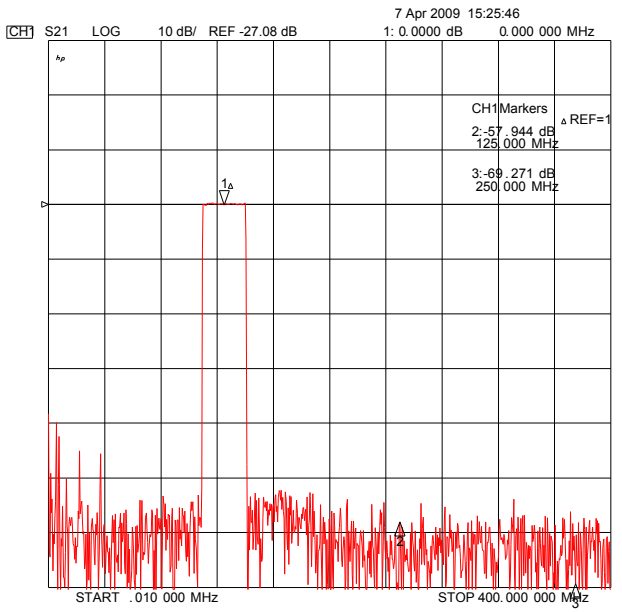

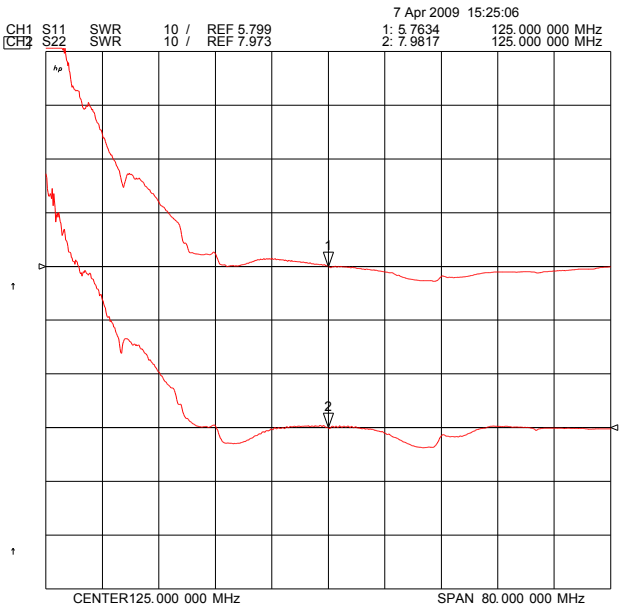

Integrated Technology Future	**I T F Co., Ltd.** 102-901, Bucheon Technopark 364, Samjeong-Dong, Ojeong-Gu, Bucheon-City, Gyounggi-Do, Korea 421-809	Part No.	253010B	
		Rev. Date	2009-04-13	
		Rev.	NM9023-CS01	5/5