115.0 MHz SAW Filter
Part Number 251015B

1. Features

- Typical 2dB bandwidth of 10.1 MHz
- High attenuation
- Single Ended Operation
- Dual In-line Package (DIP)

RoHS Compliant

Tested by SGS Testing Korea

2. Electrical Specifications

Source and Load Impedance = 50Ω

Operating Temperature : +25℃		Minimum	Typical	Maximum
Center Frequency (fo)	MHz	-	115.0	-
Insertion Loss	dB	-	25.5	27.5
2dB Bandwidth	MHz	10.1	10.18	-
35dB Bandwidth	MHz	-	10.78	10.8
Amplitude Ripple (fo ±4.95 MHz)	dB	-	0.7	1.3
Group Delay Variation (fo ±4.95 MHz)	nsec	-	100	200
Absolute Delay	usec	-	4.41	4.6
Ultimate Rejection	dB	45	48	-
Temperature Coefficient of Frequency	ppm/℃		-18	

D3512 Package Dimension

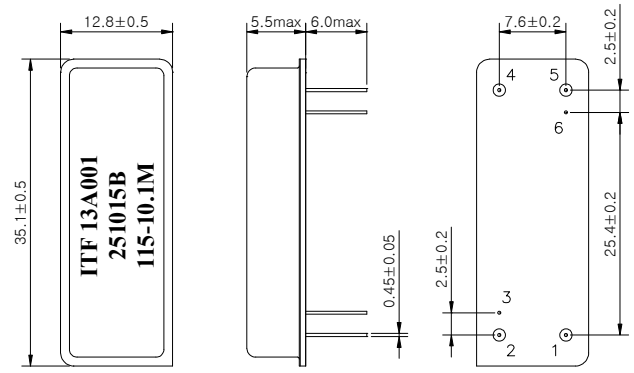

Dimensions shown are nominal in millimeters

Base : Fe(SPCC), Au plating over Ni plated
Cap : Cu & Cr Alloy, Ni Plated
Termination : Kovar, Au Plated

Matching Schematic

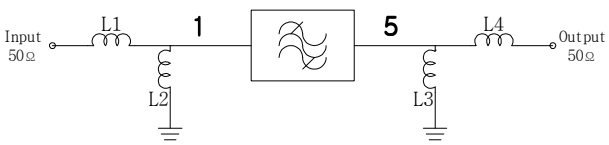

L1 =68nH, L2 = 47, L3 = 56nH, L4 = 68nH

Pin Configuration			
Input	**1**	**Ground**	**2,4**
Output	**5**	**Others**	**Ground**

I T F Co., Ltd.
102-901, Bucheon Technopark 364, Samjeong-Dong,
Ojeong-Gu, Bucheon-City,
Gyounggi-Do, Korea 421-809

Tel: 82-32-621-1213
Fax: 82-32-621-1218

http://www.itf.co.kr
sales@itf.co.kr

2013. 03. 25
Rev 1.0

3. Typical Performance (at +25℃)

2dB Bandwidth & Ripple

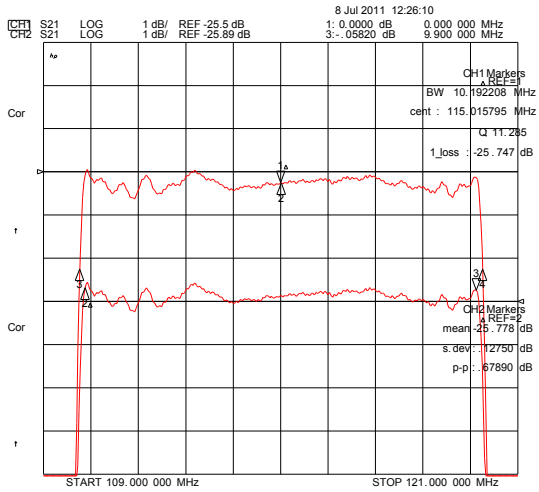

35dB Bandwidth

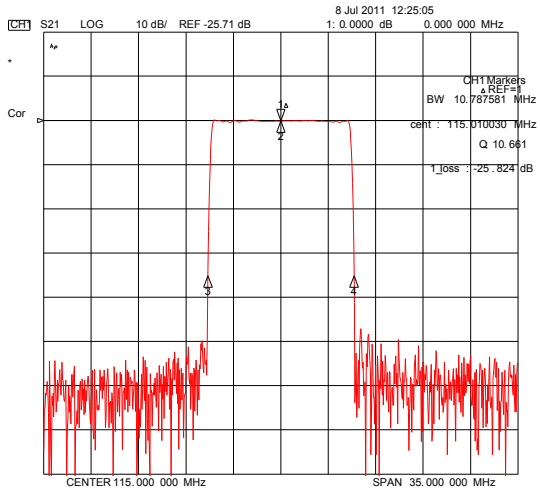

3dB Bandwidth & Group Delay

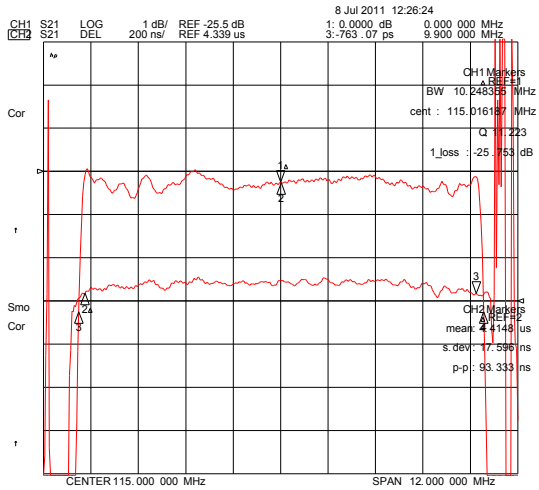

40dB Bandwidth

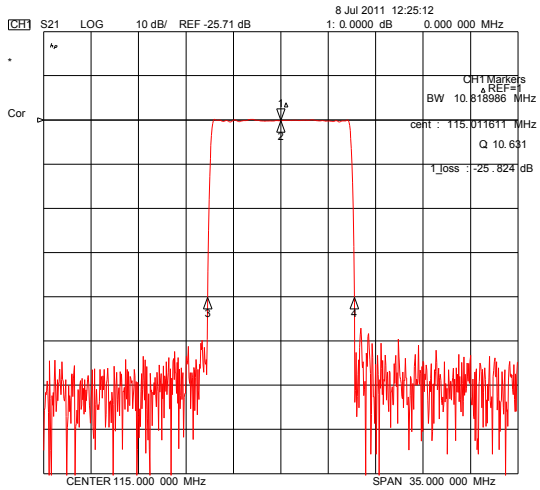

Wideband properties

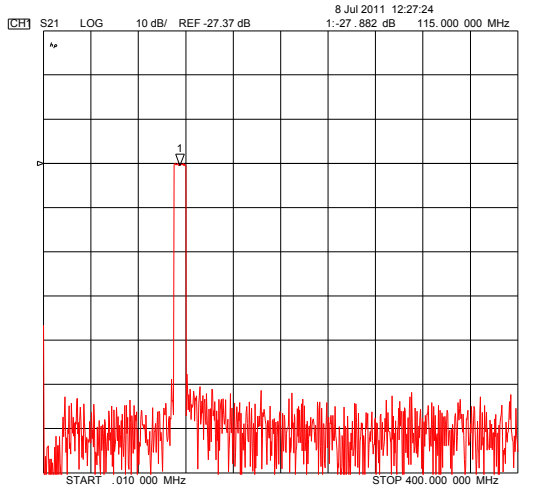

SWR (S11&S22)

