© copyright date . a TE Connectivity Ltd. company. All Rights Reserved.

REVISIONS					
P	LTR	DESCRIPTION	DATE	DWN	APVD
	A	REVISED PER ECR-19-012197	02AUG2019	NN	DZ

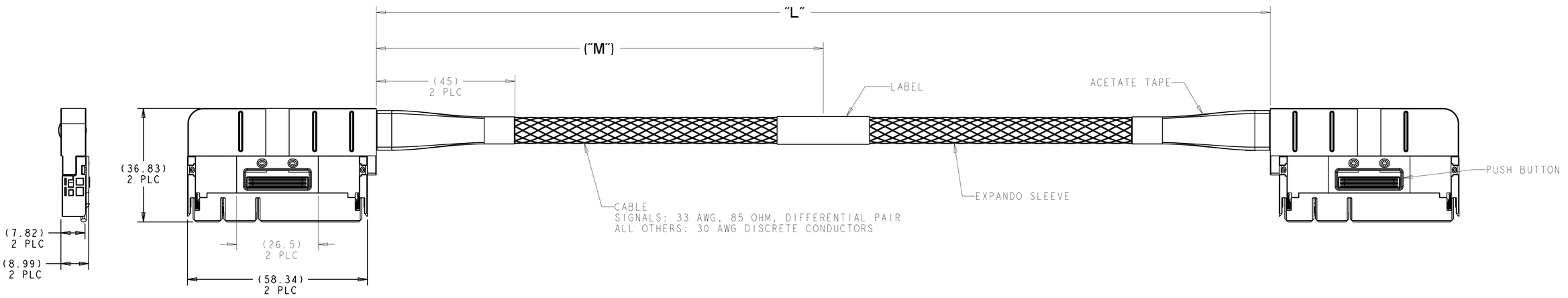

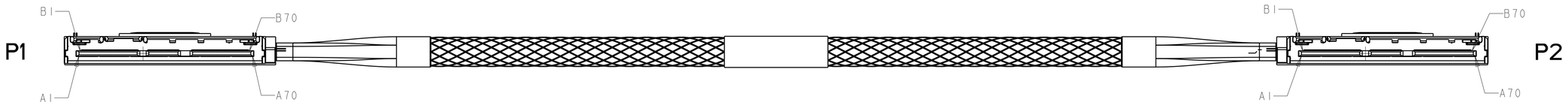

1. ALL MATERIALS, COMPONENTS AND PROCESS SHALL COMPLY WITH TEC-138-702. (CONTAINS NO BANNED OR RESTICTED SUBSTANCES).
2. NO REACH SvHC SHALL BE CONTAINED ABOVE THE THRESHOLD AS DEFINED IN REACH SvHC COMPLIANCE DEFINITION IN ANNEX A OF TEC-138-702.
(2) 3. ASSEMBLY TESTED FOR CONTINUITY, OPENS, SHORTS, AND SIGNAL INTEGRITY.
4. CABLE BEND RADIUS 5X BUNDLED CABLE OD.
5. SEE SHEETS 2 AND 3 FOR WIRING SCHEMATIC.
6. CONNECTORS ARE GEN-Z COMPATIBLE.
(3) △7 LABEL INFORMATION SHOWN BELOW:

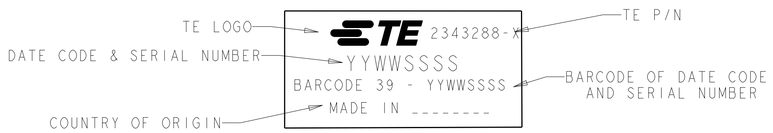

8. CABLE CONNECTOR MATES WITH TE SLIVER RECEPTACLE P/N 2332139-X, OR 2332205-X.

("M")	"L"	TE P/N
250	500 +10/-0	2343288-1
500	1000 +10/-0	2343288-2

THIS DRAWING IS A CONTROLLED DOCUMENT.

DIMENSIONS: mm

TOLERANCES UNLESS OTHERWISE SPECIFIED:
0 PLC ±-
1 PLC ±-
2 PLC ±-
3 PLC ±-
4 PLC ±-
ANGLES ±-

MATERIAL: SEE BOM
FINISH: -

DWN T SMITH 10DEC2018
CHK GLEN GUTGOLD 10DEC2018
APVD GLEN GUTGOLD 10DEC2018
PRODUCT SPEC -
APPLICATION SPEC -
WEIGHT -

TE Connectivity

NAME SLIVER 2.0 4C 33 AWG LATERAL TO LATERAL -

SIZE	CAGE CODE	DRAWING NO	RESTRICTED TO
A1	00779	C-2343288	

CUSTOMER DRAWING | SCALE 3:2 | SHEET 1 OF 3 | REV A

© copyright date . a TE Connectivity Ltd. company. All Rights Reserved.

P	LTR	DESCRIPTION	DATE	DWN	APVD
	-	SEE SHEET 1	-	-	-

COMMONED

P1			WIRE TYPE	P2		
PIN NO.	PAIR NO.	DESIGNATION		DESIGNATION	PAIR NO.	PIN NO.
A1		GROUND	30AWG DISCRETE	GROUND		A1
A2		GROUND	30AWG DISCRETE	GROUND		A2
A3		GROUND	30AWG DISCRETE	GROUND		A3
A4		GROUND	30AWG DISCRETE	GROUND		A4
A5		GROUND	30AWG DISCRETE	GROUND		A5
A6		GROUND	30AWG DISCRETE	GROUND		A6
A7		SIDE BAND	30AWG DISCRETE	SIDE BAND		A7
A8		SIDE BAND	30AWG DISCRETE	SIDE BAND		A8
A9		SIDE BAND	30AWG DISCRETE	SIDE BAND		A9
A10		SIDE BAND	30AWG DISCRETE	SIDE BAND		A10
A11		SIDE BAND	30AWG DISCRETE	SIDE BAND		A11
A12		SIDE BAND	30AWG DISCRETE	SIDE BAND		A12
A13		GND		GND		A13
A14		CLK	30AWG DIFF PAIR	CLK		A14
A15		CLK	30AWG DIFF PAIR	CLK		A15
A16		GND		GND		A16
A17	1	PCIe TX	30AWG DIFF PAIR	PCIe TX	1	A17
A18	1	PCIe TX	30AWG DIFF PAIR	PCIe TX	1	A18
A19		GND		GND		A19
A20	2	PCIe TX	30AWG DIFF PAIR	PCIe TX	2	A20
A21	2	PCIe TX	30AWG DIFF PAIR	PCIe TX	2	A21
A22		GND		GND		A22
A23	3	PCIe TX	30AWG DIFF PAIR	PCIe TX	3	A23
A24	3	PCIe TX	30AWG DIFF PAIR	PCIe TX	3	A24
A25		GND		GND		A25
A26	4	PCIe TX	30AWG DIFF PAIR	PCIe TX	4	A26
A27	4	PCIe TX	30AWG DIFF PAIR	PCIe TX	4	A27
A28		GND		GND		A28
		KEY		KEY		
A29		GND		GND		A29
A30	5	PCIe TX	30AWG DIFF PAIR	PCIe TX	5	A30
A31	5	PCIe TX	30AWG DIFF PAIR	PCIe TX	5	A31
A32		GND		GND		A32
A33	6	PCIe TX	30AWG DIFF PAIR	PCIe TX	6	A33
A34	6	PCIe TX	30AWG DIFF PAIR	PCIe TX	6	A34
A35		GND		GND		A35
A36	7	PCIe TX	30AWG DIFF PAIR	PCIe TX	7	A36
A37	7	PCIe TX	30AWG DIFF PAIR	PCIe TX	7	A37
A38		GND		GND		A38
A39	8	PCIe TX	30AWG DIFF PAIR	PCIe TX	8	A39
A40	8	PCIe TX	30AWG DIFF PAIR	PCIe TX	8	A40
A41		GND		GND		A41
A42		SIDE BAND	30AWG DISCRETE	SIDE BAND		A42
		KEY		KEY		
A43		GND		GND		A43
A44	9	PCIe TX	30AWG DIFF PAIR	PCIe TX	9	A44
A45	9	PCIe TX	30AWG DIFF PAIR	PCIe TX	9	A45
A46		GND		GND		A46
A47	10	PCIe TX	30AWG DIFF PAIR	PCIe TX	10	A47
A48	10	PCIe TX	30AWG DIFF PAIR	PCIe TX	10	A48
A49		GND		GND		A49
A50	11	PCIe TX	30AWG DIFF PAIR	PCIe TX	11	A50
A51	11	PCIe TX	30AWG DIFF PAIR	PCIe TX	11	A51
A52		GND		GND		A52
A53	12	PCIe TX	30AWG DIFF PAIR	PCIe TX	12	A53
A54	12	PCIe TX	30AWG DIFF PAIR	PCIe TX	12	A54
A55		GND		GND		A55
A56	13	PCIe TX	30AWG DIFF PAIR	PCIe TX	13	A56
A57	13	PCIe TX	30AWG DIFF PAIR	PCIe TX	13	A57
A58		GND		GND		A58
A59	14	PCIe TX	30AWG DIFF PAIR	PCIe TX	14	A59
A60	14	PCIe TX	30AWG DIFF PAIR	PCIe TX	14	A60
A61		GND		GND		A61
A62	15	PCIe TX	30AWG DIFF PAIR	PCIe TX	15	A62
A63	15	PCIe TX	30AWG DIFF PAIR	PCIe TX	15	A63
A64		GND		GND		A64
A65	16	PCIe TX	30AWG DIFF PAIR	PCIe TX	16	A65
A66	16	PCIe TX	30AWG DIFF PAIR	PCIe TX	16	A66
A67		GND		GND		A67
A68		RESERVED	30AWG DISCRETE	RESERVED		A68
A69		RESERVED	30AWG DISCRETE	RESERVED		A69
A70		RESERVED	30AWG DISCRETE	RESERVED		A70

COMMONED

THIS DRAWING IS A CONTROLLED DOCUMENT.

DIMENSIONS: mm

TOLERANCES UNLESS OTHERWISE SPECIFIED:
0 PLC ±-
1 PLC ±-
2 PLC ±-
3 PLC ±-
4 PLC ±-
ANGLES ±-

MATERIAL: SEE BOM

FINISH: -

DWN T SMITH 10DEC2018
CHK GLEN GUTGOLD 10DEC2018
APVD GLEN GUTGOLD 10DEC2018

PRODUCT SPEC -
APPLICATION SPEC -
WEIGHT -

TE Connectivity

NAME SLIVER 2.0 4C 33 AWG LATERAL TO LATERAL
-

SIZE A1 | CAGE CODE 00779 | DRAWING NO C-2343288 | RESTRICTED TO

SCALE 1:2 | SHEET 2 OF 3 | REV A

CUSTOMER DRAWING

4805 (3/13)

© copyright date . a TE Connectivity Ltd. company. All Rights Reserved.

REVISIONS					
P	LTR	DESCRIPTION	DATE	DWN	APVD
	-	SEE SHEET 1	-	-	-

COMMONED

P1			WIRE TYPE	P2		
PIN NO.	PAIR NO.	DESIGNATION		DESIGNATION	PAIR NO.	PIN NO.
B1		12V POWER	30AWG DISCRETE	12V POWER		B1
B2		12V POWER	30AWG DISCRETE	12V POWER		B2
B3		12V POWER	30AWG DISCRETE	12V POWER		B3
B4		12V POWER	30AWG DISCRETE	12V POWER		B4
B5		12V POWER	30AWG DISCRETE	12V POWER		B5
B6		12V POWER	30AWG DISCRETE	12V POWER		B6
B7		SIDE BAND	30AWG DISCRETE	SIDE BAND		B7
B8		SIDE BAND	30AWG DISCRETE	SIDE BAND		B8
B9		SIDE BAND	30AWG DISCRETE	SIDE BAND		B9
B10		SIDE BAND	30AWG DISCRETE	SIDE BAND		B10
B11		3.3 AUX POWER	30AWG DISCRETE	3.3 AUX POWER		B11
B12		SIDE BAND	30AWG DISCRETE	SIDE BAND		B12
B13		GND		GND		B13
B14		CLK	30AWG DIFF PAIR	CLK		B14
B15		CLK	30AWG DIFF PAIR	CLK		B15
B16		GND		GND		B16
B17	17	PCIe RX	30AWG DIFF PAIR	PCIe RX	17	B17
B18	17	PCIe RX	30AWG DIFF PAIR	PCIe RX	17	B18
B19		GND		GND		B19
B20	18	PCIe RX	30AWG DIFF PAIR	PCIe RX	18	B20
B21	18	PCIe RX	30AWG DIFF PAIR	PCIe RX	18	B21
B22		GND		GND		B22
B23	19	PCIe RX	30AWG DIFF PAIR	PCIe RX	19	B23
B24	19	PCIe RX	30AWG DIFF PAIR	PCIe RX	19	B24
B25		GND		GND		B25
B26	20	PCIe RX	30AWG DIFF PAIR	PCIe RX	20	B26
B27	20	PCIe RX	30AWG DIFF PAIR	PCIe RX	20	B27
B28		GND		GND		B28
		KEY		KEY		
B29		GND		GND		B29
B30	21	PCIe RX	30AWG DIFF PAIR	PCIe RX	21	B30
B31	21	PCIe RX	30AWG DIFF PAIR	PCIe RX	21	B31
B32		GND		GND		B32
B33	22	PCIe RX	30AWG DIFF PAIR	PCIe RX	22	B33
B34	22	PCIe RX	30AWG DIFF PAIR	PCIe RX	22	B34
B35		GND		GND		B35
B36	23	PCIe RX	30AWG DIFF PAIR	PCIe RX	23	B36
B37	23	PCIe RX	30AWG DIFF PAIR	PCIe RX	23	B37
B38		GND		GND		B38
B39	24	PCIe RX	30AWG DIFF PAIR	PCIe RX	24	B39
B40	24	PCIe RX	30AWG DIFF PAIR	PCIe RX	24	B40
B41		GND		GND		B41
B42		PRSNT DETECT	30AWG DISCRETE	PRSNT DETECT		B42
		KEY		KEY		
B43		GND		GND		B43
B44	25	PCIe RX	30AWG DIFF PAIR	PCIe RX	25	B44
B45	25	PCIe RX	30AWG DIFF PAIR	PCIe RX	25	B45
B46		GND		GND		B46
B47	26	PCIe RX	30AWG DIFF PAIR	PCIe RX	26	B47
B48	26	PCIe RX	30AWG DIFF PAIR	PCIe RX	26	B48
B49		GND		GND		B49
B50	27	PCIe RX	30AWG DIFF PAIR	PCIe RX	27	B50
B51	27	PCIe RX	30AWG DIFF PAIR	PCIe RX	27	B51
B52		GND		GND		B52
B53	28	PCIe RX	30AWG DIFF PAIR	PCIe RX	28	B53
B54	28	PCIe RX	30AWG DIFF PAIR	PCIe RX	28	B54
B55		GND		GND		B55
B56	29	PCIe RX	30AWG DIFF PAIR	PCIe RX	29	B56
B57	29	PCIe RX	30AWG DIFF PAIR	PCIe RX	29	B57
B58		GND		GND		B58
B59	30	PCIe RX	30AWG DIFF PAIR	PCIe RX	30	B59
B60	30	PCIe RX	30AWG DIFF PAIR	PCIe RX	30	B60
B61		GND		GND		B61
B62	31	PCIe RX	30AWG DIFF PAIR	PCIe RX	31	B62
B63	31	PCIe RX	30AWG DIFF PAIR	PCIe RX	31	B63
B64		GND		GND		B64
B65	32	PCIe RX	30AWG DIFF PAIR	PCIe RX	32	B65
B66	32	PCIe RX	30AWG DIFF PAIR	PCIe RX	32	B66
B67		GND		GND		B67
B68		RESERVED	30AWG DISCRETE	RESERVED		B68
B69		RESERVED	30AWG DISCRETE	RESERVED		B69
B70		PRSNT DETECT	30AWG DISCRETE	PRSNT DETECT		B70

COMMONED

THIS DRAWING IS A CONTROLLED DOCUMENT.

DIMENSIONS: mm

TOLERANCES UNLESS OTHERWISE SPECIFIED:
0 PLC ±-
1 PLC ±-
2 PLC ±-
3 PLC ±-
4 PLC ±-
ANGLES ±-

MATERIAL: SEE BOM -

FINISH: - -

DWN T SMITH 10DEC2018
CHK GLEN GUTGOLD 10DEC2018
APVD GLEN GUTGOLD 10DEC2018

PRODUCT SPEC -

APPLICATION SPEC -

WEIGHT -

TE Connectivity

NAME SLIVER 2.0 4C 33 AWG LATERAL TO LATERAL -

SIZE	CAGE CODE	DRAWING NO	RESTRICTED TO
A1	00779	C-2343288	

CUSTOMER DRAWING | SCALE 3:2 | SHEET 3 OF 3 | REV A