75.0 MHz SAW Filter

Project Name 231053B

1. Features

- Typical 1dB bandwidth of 9.85MHz
- High attenuation
- Single Ended Operation
- Surface Mounted Package (SMD)

RoHS Compliant

Tested by SGS Testing Korea

2. Electrical Specifications

Source and Load Impedance = 50Ω

Operating Temperature : +25℃		Minimum	Typical	Maximum
Center Frequency (fo)	MHz	-	75.0	-
Insertion Loss	dB	-	20.8	22.5
1 dB Bandwidth	MHz	9.75	9.85	-
3dB Bandwidth	MHz	-	10.15	-
40dB Bandwidth	MHz	-	11.38	11.48
Amplitude Ripple (fo ± 4.7 MHz)	dB	-	0.65	1.0
Group Delay Variation (fo ± 4.7 MHz)	nsec	-	60	120
Absolute Delay	usec	-	2.35	-
Ultimate Rejection	dB	50	53	-
Temperature Coefficient of Frequency	ppm/℃		-72	

S2098 Package Dimension

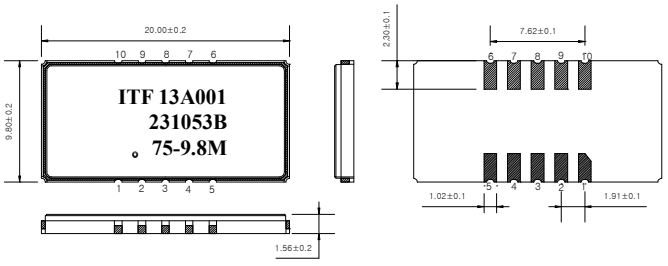

Dimensions shown are nominal in millimeters

Body : Al_2O_3
Lid : Kovar, Ni Plated
Termination : Au plating 0.3 ~ 1.0um, over a 1.27 ~ 8.89um Ni Plating

Matching Schematic

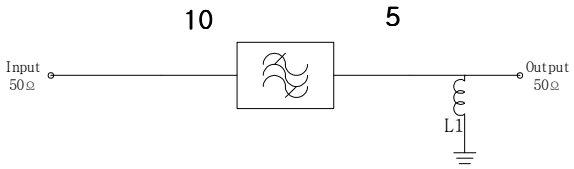

L1 = 120nH

Pin Configuration			
Input	**10**	**Ground**	**1,6**
Output	**5**	**Others**	**Ground**

I T F Co., Ltd.
102-901, Bucheon Technopark 364, Samjeong-Dong,
Ojeong-Gu, Bucheon-City,
Gyounggi-Do, Korea 421-809

Tel: 82-32-621-1213
Fax: 82-32-621-1218

http://www.itf.co.kr
sales@itf.co.kr

2013. 03. 25
Rev 1.0

3. Typical Performance (at +25℃)

1dB Bandwidth & Ripple

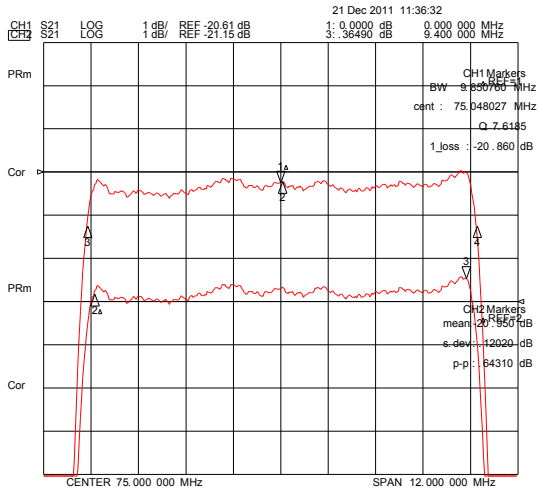

40dB Bandwidth

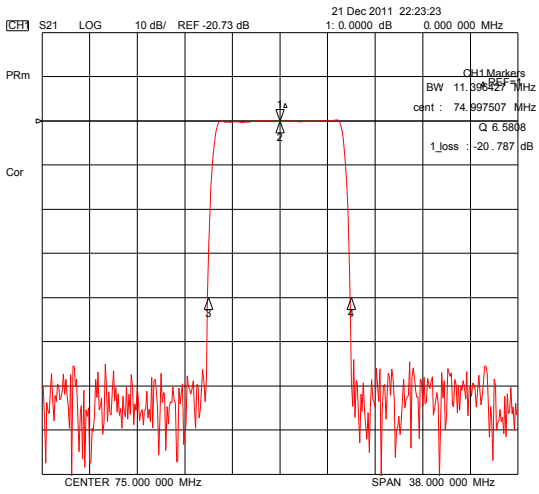

3dB Bandwidth & Group Delay

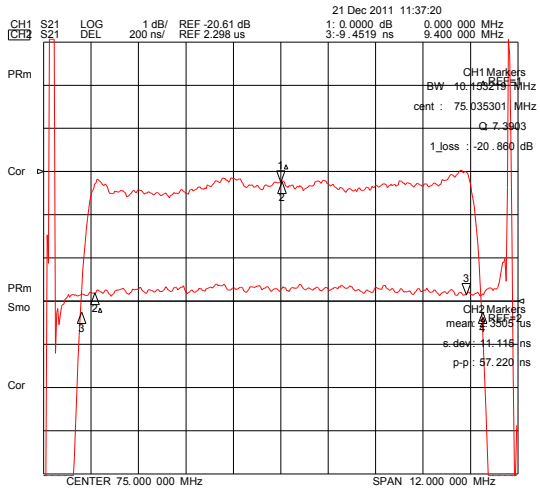

50dB Bandwidth

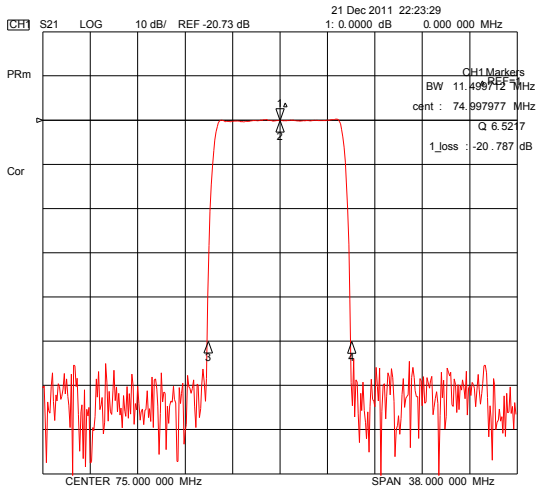

Smith chart (S11 & S22)

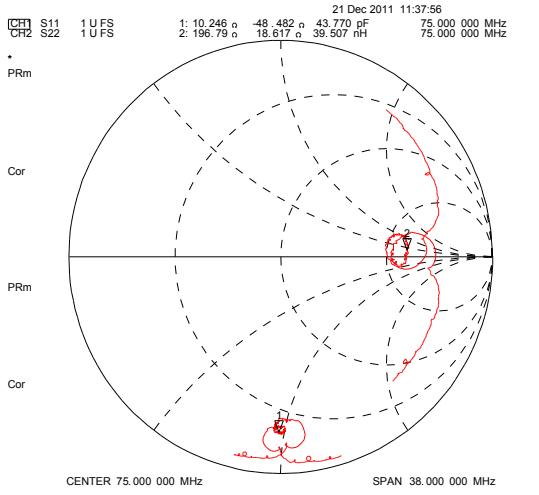

SWR (S11 & S22)

