75.0 MHz SAW Filter

Part Number 230952B

1. Features

- Typical 1dB bandwidth of 9.3 MHz
- High attenuation
- Single Ended Operation
- Surface Mounted Package (SMD)

RoHS Compliant

Tested by SGS Testing Korea

2. Electrical Specifications

Source and Load Impedance = 50Ω

Room Temperature : +25℃		Minimum	Typical	Maximum
Center Frequency (fo)	MHz	-	75.0	-
Insertion Loss	dB	-	23.5	25.0
1dB Bandwidth	MHz	9.15	9.3	-
3dB Bandwidth	MHz	-	9.56	-
40dB Bandwidth	MHz	-	10.83	11.0
Amplitude Ripple (fo ± 4.375 MHz)	dB	-	0.55	1.0
Group Delay Variation (fo ± 4.375 MHz)	nsec	-	70	150
Absolute Delay	usec	-	1.65	-
Ultimate Rejection	dB	40	48	-
Temperature Coefficient of Frequency	ppm/℃	-	-18	-

S1365 Package Dimension

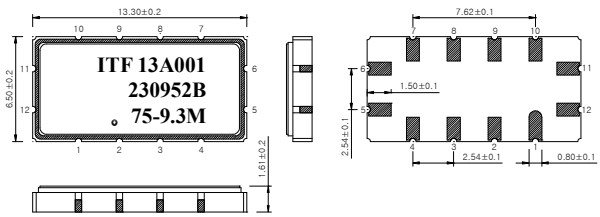

Dimensions shown are nominal in millimeters

Body : Al_2O_3
Lid : Kovar, Ni Plated
Termination : Au plating 0.3 ~ 1.0um, over a 1.27 ~ 8.89um Ni Plating

Matching Schematic

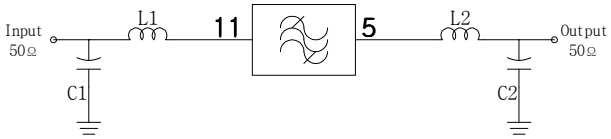

L1 = 150nH, L2 = 180nH, C1 = 68pF, C2 = 56pF

Pin Configuration			
Input	**11**	**Ground**	**6, 12**
Output	**5**	**Others**	**Ground**

I T F Co., Ltd.
102-901, Bucheon Technopark 364, Samjeong-Dong,
Ojeong-Gu, Bucheon-City,
Gyounggi-Do, Korea 421-809

Tel: 82-32-621-1213
Fax: 82-32-621-1218
http://www.itf.co.kr
sales@itf.co.kr

2013. 05. 06
Rev 1.0

3. Typical Performance (at +25℃)

1dB Bandwidth & Ripple

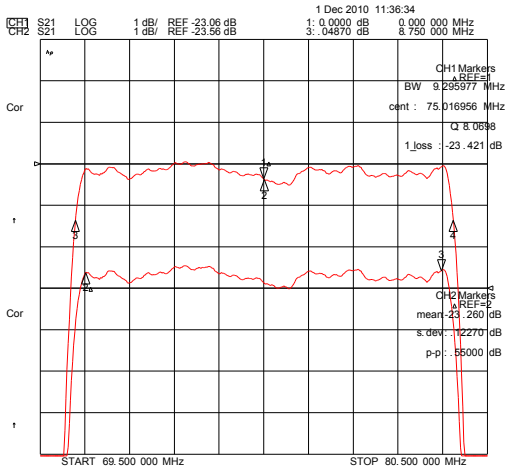

40dB Bandwidth

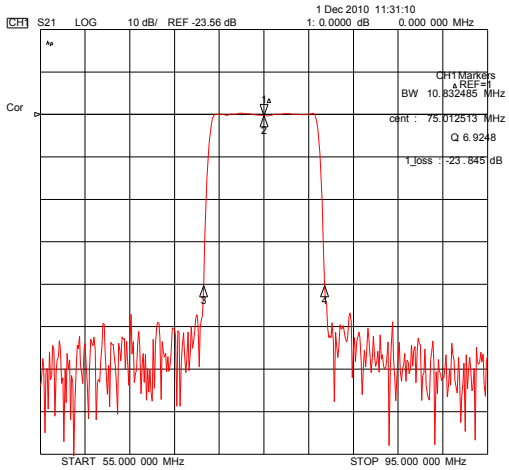

3dB Bandwidth & Group Delay

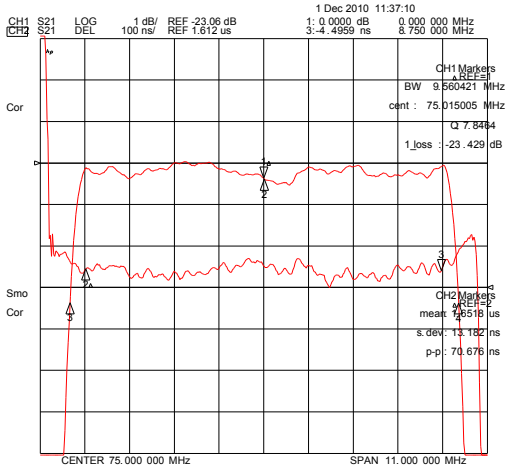

Smith Chart (S11 & S22)

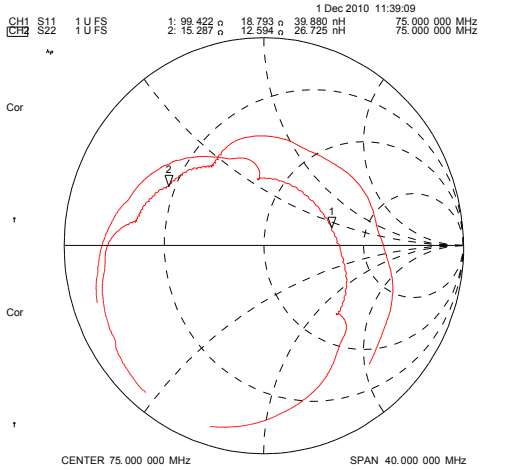

Wideband Properties

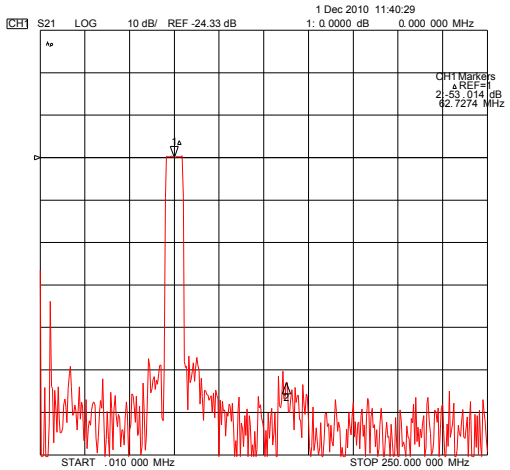

SWR(S11 & S22)

