SAW Bandpass Filter 230402B

1. Features

- IF Bandpass Filter
- High Attenuation
- Single-Ended Operation
- DIP Package
- Maximum Storage Temperature Range : -40℃ ~ 85℃
- Electrostatics Sensitive Device (ESD)

2. Package Dimension

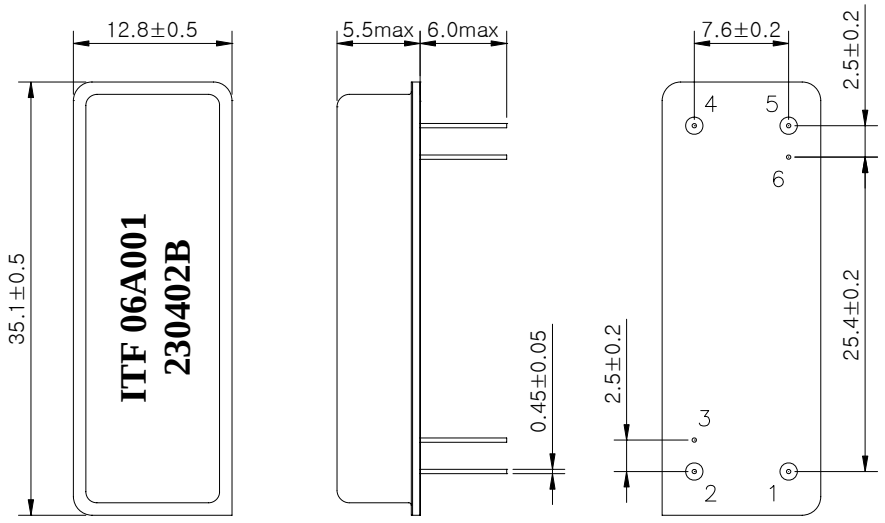

Package : D3512

Dimensions shown are nominal in millimeters

Base : Fe(SPCC), Au plating over Ni plated
Cap : Cu & Cr Alloy, Ni Plated
Termination : Kovar, Au Plated

Pin Configuration	
1	Input
5	Output
2, 4	Ground
3, 6	Case ground

3. Specifications

Fo = 75.0 MHz

Terminating source impedance : 50Ω and matching network

Terminating load impedance : 50Ω and matching network

		Minimum	Typical	Maximum
Center Frequency	MHz	-	75.0	-
Insertion Loss	dB	-	22.5	25.0
1dB Bandwidth	MHz	3.85	-	-
3dB Bandwidth	MHz	-	4.15	-
53dB Bandwidth	MHz	-	5.15	5.25
Amplitude Ripple (Fo +/- 1.8 MHz)	dB	-	0.6	1.0
Group Delay Variation (Fo +/- 1.8 MHz)	nsec	-	120	200
Absolute Delay	usec	-	4.2	-
Relative Attenuation				
72.33 MHz (Fo -1.92 - 0.75MHz)	dB	50	55	-
77.67 MHz (Fo +1.92 + 0.75MHz)	dB	50	55	-
Ultimate Rejection	dB	50	55	-
Temperature Coefficient of Frequency	ppm/°C	-	-23	-

Notes :

1) All specifications are based on the matching schematic shown below
2) All specifications are measured by Agilent Network analyzer and full 2 port calibration at room temperature
3) All attenuation measurements are measured relative to insertion loss

4. Matching Schematic

(Actual matching values may vary due to PCB layout and parasitics)

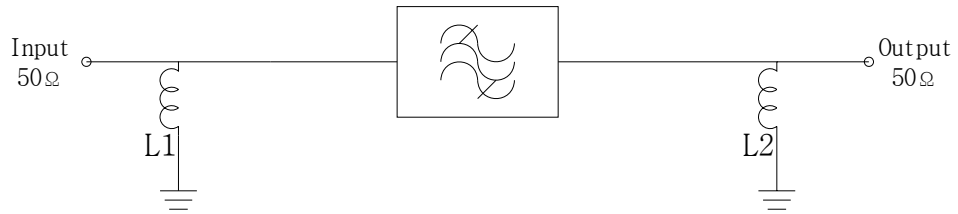

L1 = 68nH, L2 = 68nH

5. Marking Configuration

ITF[1] 06A001[2]

230402B[3]

1) Manufacturer name

2) Lot Number

3) Part Number

6. Typical Performance (at +25℃)

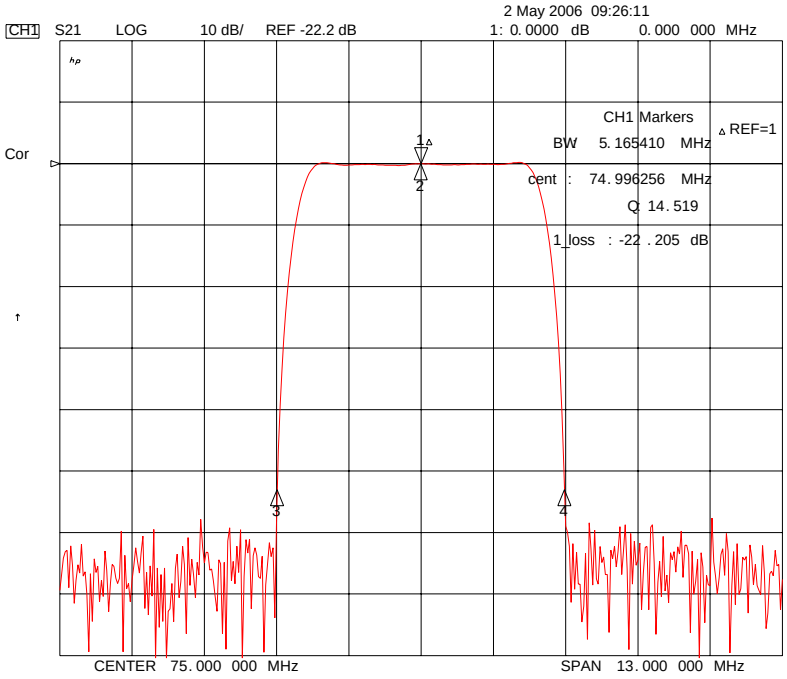

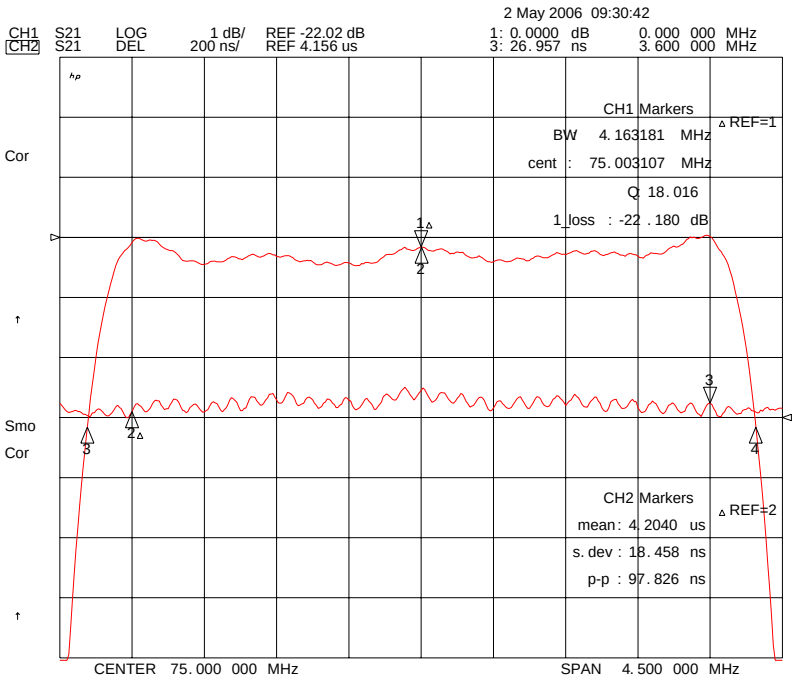

SAW Bandpass Filter 230402B

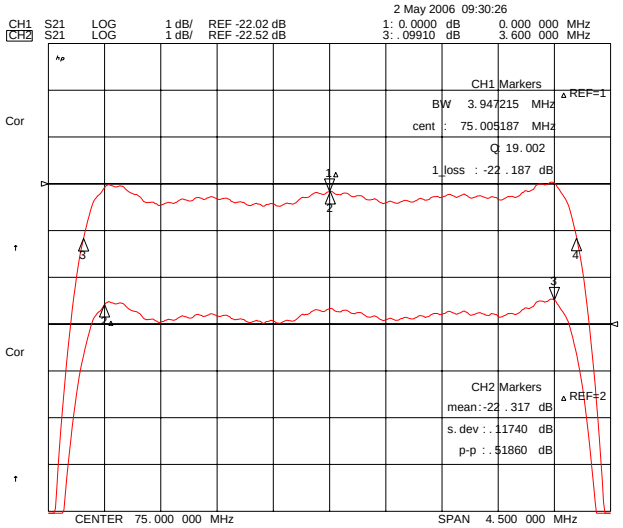

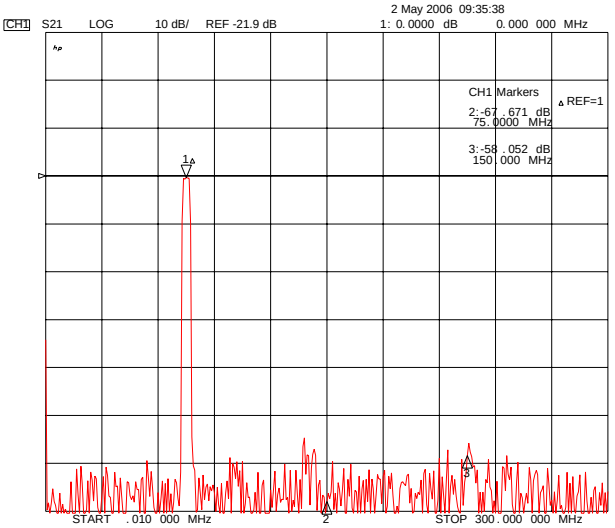

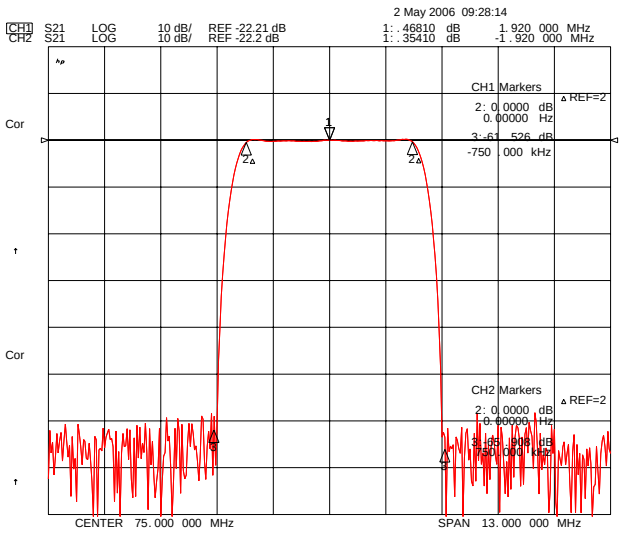

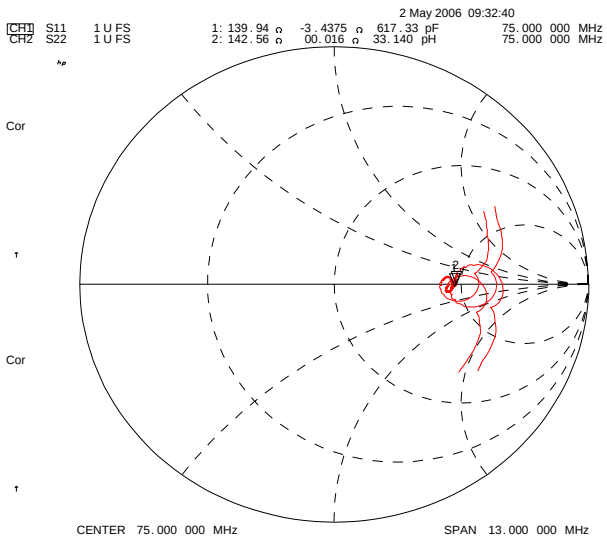

Integrated Technology Future	**I T F Co., Ltd.** 102-901, Bucheon Technopark 364, Samjeong-Dong, Ojeong-Gu, Bucheon-City, Gyounggi-Do, Korea 421-809	Part No.	230402B
		Rev. Date	2006-05-02
		Rev.	NM6012-CS01 5/5