THIS DRAWING IS UNPUBLISHED. RELEASED FOR PUBLICATION 20
© COPYRIGHT BY TE CONNECTIVITY ALL RIGHTS RESERVED.

PART NUMBER	REV	FIRST USED	POWER UNIT	FEED TYPE	DESCRIPTION
1852200-1	C	122500-1	LEADMAKER	PRE FEED	CUTS CARRIER
1852200-2	C	565435-5	BENCH MODEL K	PRE FEED	CUTS CARRIER
1852200-3	C	354500-1	BENCH MODEL G	PRE FEED	CUTS CARRIER
1852200-6	C	122500-1	LEADMAKER	PRE FEED	CONTINIOUS CARRIER
7-1852200-7	C	-	-	-	SPARE PARTS

1. RECOMMENDED SPARE PARTS
2. GREASE LIGHTLY
3. GUARD MUST BE IN PLACE WHEN OPERATING APPLICATOR IN A BENCH MACHINE

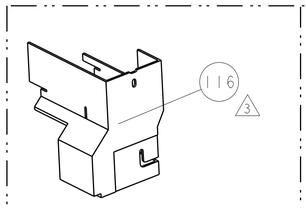

AMP-O-LECTRIC TERM GUARD

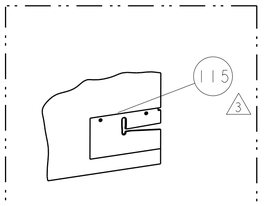

G TERMINATOR GUARD

TERMINAL NAME: FEMALE CONTACT					
TE PN	MFG PN	HIROSE TERMINAL - AMP CRIMP SPECS			
1572953-1	HR30-SC-211				
1572953-2	HR30-PC-211	PAD LTR	CRIMP HEIGHT		WIRE SIZE
-	-	A	.022±.002[.56±0.05mm]		26 AWG
-	-	B	.020±.002[.51±0.05mm]		28 AWG
-	-	C	.018±.002[.46±0.05mm]		30 AWG
-	-	D	-		-
-	-	CRIMP	SIZE	TYPE	RANGE
-	-				
-	-	WIRE	.033 [.84mm]	F	30-26 AWG
-	-	INSUL	.035 [.89mm]	F	Ø.040 MAX
WIRE STRIP LENGTH .054 -.069	TERM APPL SPEC NONE	FEED .165	APPL INSTRUCTIONS 408-8040	SET UP GAGE 458637-1	

LOC	DIST
A	66

REVISIONS

P	LTR	DESCRIPTION	DATE	DWN	APVD
	C	ECR-13-000640	14JAN2013	MY	GB

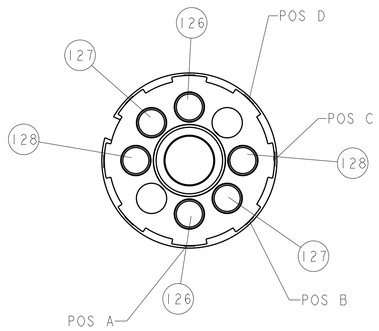

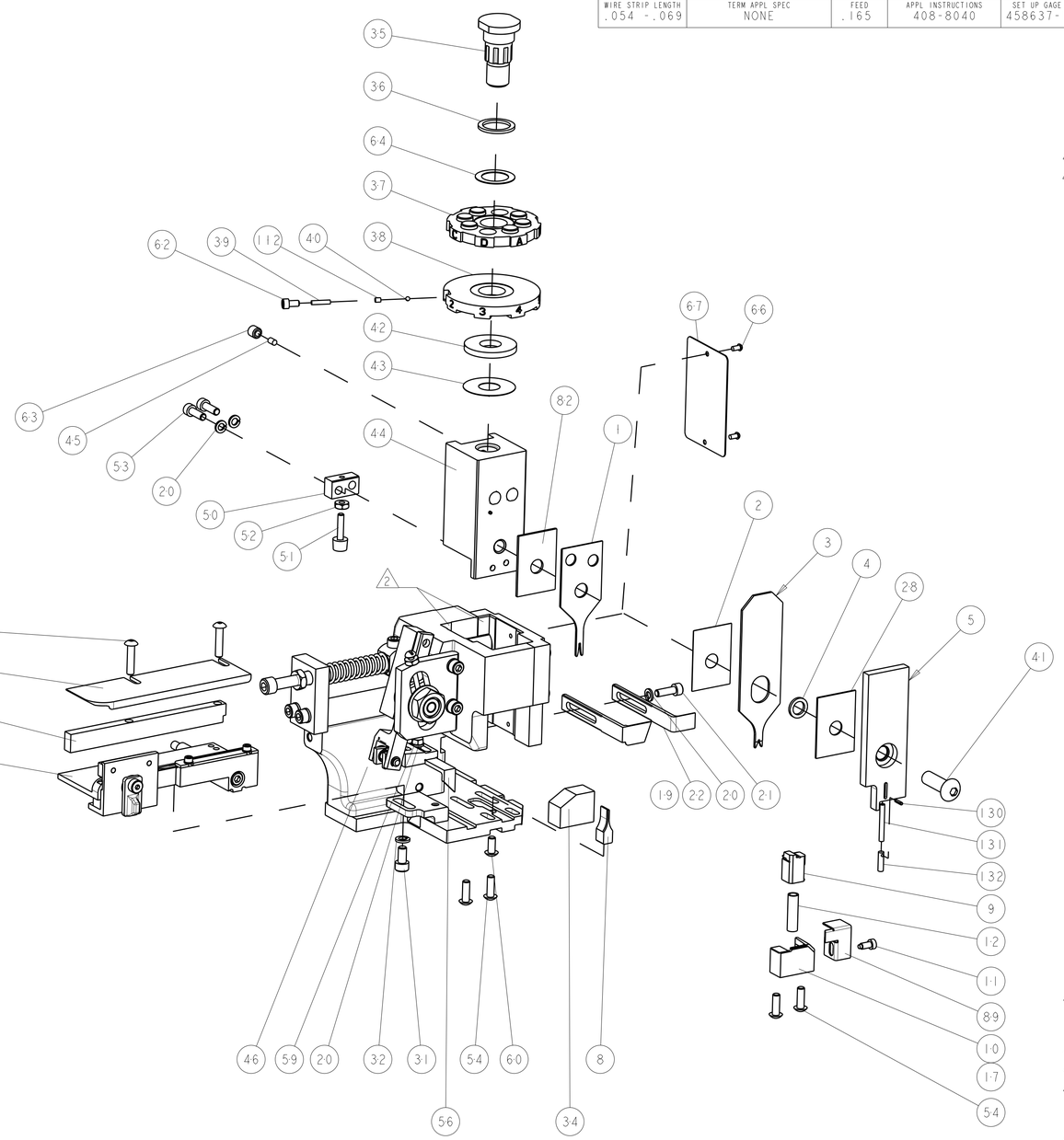

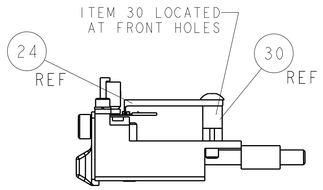

FEED TRACK POSITION

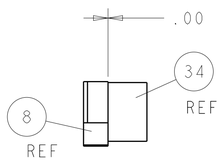

TERMINAL SUPPORT LOCATION

PRE-FEED 1 5/8 STROKE

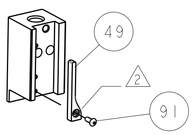

-1, -3 & -6

PRE-FEED 1 1/8 STROKE

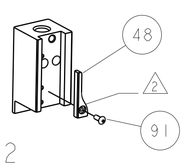

-2

						PART NO	DESCRIPTION	ITEM NO
-	1	1	1	1	-	854769-4	HOLDER, INS	132
-	1	1	1	1	-	5-547505-2	SPRING, COMPRESSION	131
-	1	1	1	1	-	21028-2	PIN, SLOTTED SPRING .062 X .250	130
-	2	2	2	2	-	5-354779-0	PIN, WIRE DISC, .3240	128
-	2	2	2	2	-	4-354779-4	PIN, WIRE DISC, .3210	127
-	2	2	2	2	-	4-354779-0	PIN, WIRE DISC, .3190	126
3 -	-	-	REF	-	. .	455749-1	GUARD WINDOW	116
3 -	-	REF	-	-	. .	679532-1	INSERT, GUARD	115
-	1	1	1	1	-	690603-1	SPRING ASSIST AMP-O-MATOR APPLICATOR	112
-	1	1	1	1	-	1-21002-7	SCR, BTN SKT HD CAP 6-32 X .375	91
-	1	1	1	1	-	318563-1	GUARD, FRONT CHIP	89
-	1	1	1	1	-	1-455888-1	SPACER, CRIMPER	82
-	1	1	1	1	-	4088040	SF APPL INST 408-8040	72
-	1	1	1	1	-	217238-1	GENERAL INSTRUCTION PKG	71
-	1	1	1	1	-	461264-1	PLATE, IDENTIFICATION	67
-	2	2	2	2	-	21017-2	SCREW, DRIVE	66
-	1	1	1	1	-	986950-1	WASHER, FLAT PRECISION	64
-	1	1	1	1	-	21009-2	SCR, SET, SELF LOCKING 1/4-20 X .250	63
-	1	1	1	1	-	23030-1	SCR, SKT HD CAP 6-32 x .25	62
-	1	1	1	1	-	22733-8	SCR, BHSC, SELF-LOCKING, 8-32 X .375	60
-	1	1	1	1	-	2-22603-0	SCR, HEX HD CAP 8-32 X .312	59
-	1	1	1	1	-	458537-2	PAWL, FEED	56
-	4	4	4	4	-	2-21002-2	SCR, BTN SKT HD CAP 8-32 X .500	54
-	2	2	2	2	-	2-21000-7	SCR, SKT HD CAP 8-32 X .500	53
-	1	1	1	1	-	21018-5	NUT, HEX, REG 6-32	52
-	1	1	1	1	-	811242-2	BUMPER, HOLD DOWN	51
-	1	1	1	1	-	690753-1	SPACER, TONKER	50
-	1	1	-	1	. .	690602-6	CAM, PRE FEED, 1 5/8	49
-	-	-	1	-	. .	690602-5	CAM, PRE FEED, 1 1/8	48
-	1	1	1	1	-	459456-1	APPL. BASIC SUB ASSY (SIDE WISE MOCA)	46
-	1	1	1	1	-	690191-1	PLUG,NYLON	45
-	1	1	1	1	-	455673-1	RAM, SIDE FEED	44
-	1	1	1	1	-	690125-1	SHIM SUB-ASSY	43
-	1	1	1	1	-	690124-4	WASHER, RAM (.135)	42
-	1	1	1	1	-	7-21002-9	SCR, BTN SKT HD CAP 5/16-24 X 1.00	41
-	1	1	1	1	-	23241-6	BALL, STEEL	40
-	1	1	1	1	-	690170-1	SPRING, COMPRESSION	39
-	1	1	1	1	-	690142-6	DISC, INSULATION	38
-	1	1	1	1	-	354777-1	WIRE DISC, ASSEMBLY	37
-	1	1	1	1	-	22480-5	SPRING, COMPRESSION	36
-	1	1	1	1	-	690212-1	POST, RAM	35
-	1	1	1	1	-	3-690786-3	TERMINAL SUPPORT	34
-	2	2	2	2	-	2-21002-4	SCR, BTN SKT HD CAP 8-32 X .750	33
-	1	1	1	1	-	21024-5	WASHER, SPRG LOCK, REG NO 10	32
-	1	1	1	1	-	3-21000-4	SCR, SKT HD CAP 10-32 X .375	31
-	1	1	1	1	-	1320908-9	SPACER, STRIP GUIDE	30
-	1	1	1	1	-	1633091-8	ASSEMBLY, STRIP GUIDE	29
-	1	1	1	1	-	455888-7	SPACER, CRIMPER	28
-	1	1	1	1	-	1320928-1	STRIP GUIDE	24
-	1	-	-	1	-	690472-9	STRIPPER	22
-	1	1	1	1	-	2-21000-7	SCR, SKT HD CAP 8-32 X .500	21
-	4	4	4	4	-	21024-4	WASHER, SPRG LOCK, REG NO 8	20
-	-	1	1	-	-	1-1338987-8	STRIPPER	19
1 -	1	-	-	-	-	679625-2	SHEAR HOLDER, FRONT (NO CUT)	17
-	1	1	1	1	-	3-22280-3	SPRING, COMPRESSION	12
-	1	1	1	1	-	690461-2	STOP, SHEAR	11
1 -	-	1	1	1	-	1-690459-0	SHEAR HOLDER, FRONT	10
1 -	1	1	1	1	-	1633861-1	SHEAR, FLOATING	9
1 -	1	1	1	1	-	3-1633117-4	ANVIL, COMBINATION	8
-	1	1	1	1	-	854772-1	DEPRESSOR, SHEAR	5
-	1	1	1	1	-	2-238011-3	BLOCK, CRIMPER SPACER	4
1 -	1	1	1	1	-	1633712-7	CRIMPER, INSULATION F	3
-	1	1	1	1	-	455888-1	SPACER, CRIMPER	2
1 -	1	1	1	1	-	4-1633305-5	CRIMPER, WIRE PREMIUM	1
	-77	-6	-3	-2	-1	U/M		

THIS DRAWING IS A CONTROLLED DOCUMENT. DIMENSIONING AND TOLERANCING PER ASME Y14.5M-2009

DIMENSIONS: INCHES

TOLERANCES UNLESS OTHERWISE SPECIFIED:
0 PLC ±-
1 PLC ±0.1
2 PLC ±0.01
3 PLC ±0.001
4 PLC ±0.0001
ANGLES ±-

MATERIAL - -
FINISH - -

DWN R.O.WILSON 14FEB2006
CHK R.O.WILSON 15FEB2006
APVD T.ELBIN 15FEB2006
PRODUCT SPEC -
APPLICATION SPEC -
WEIGHT -

TE Connectivity

NAME SIDE FEED HDM APPLICATOR - -

SIZE	CAGE CODE	DRAWING NO	RESTRICTED TO
A1	00779	C-1852200	-

Customer Accessible Production Drawing SCALE 3:5 SHEET 1 OF 1 REV C