THIS DRAWING IS UNPUBLISHED. RELEASED FOR PUBLICATION 2009
© COPYRIGHT 2009 BY - ALL RIGHTS RESERVED.

REVISIONS					
P	LTR	DESCRIPTION	DATE	DWN	APVD
	C	REVISED PER ECO-14-005095	15APR2014	AP	RP
	D	REVISED PER ECO-16-008845	20SEP2016	AP	RP

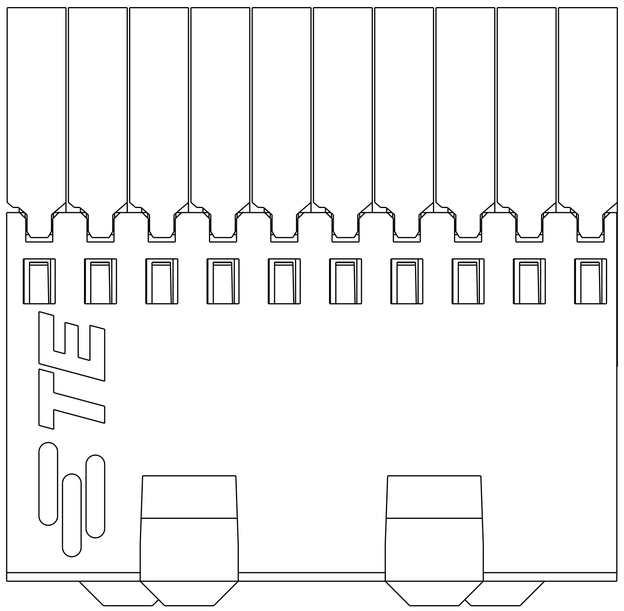

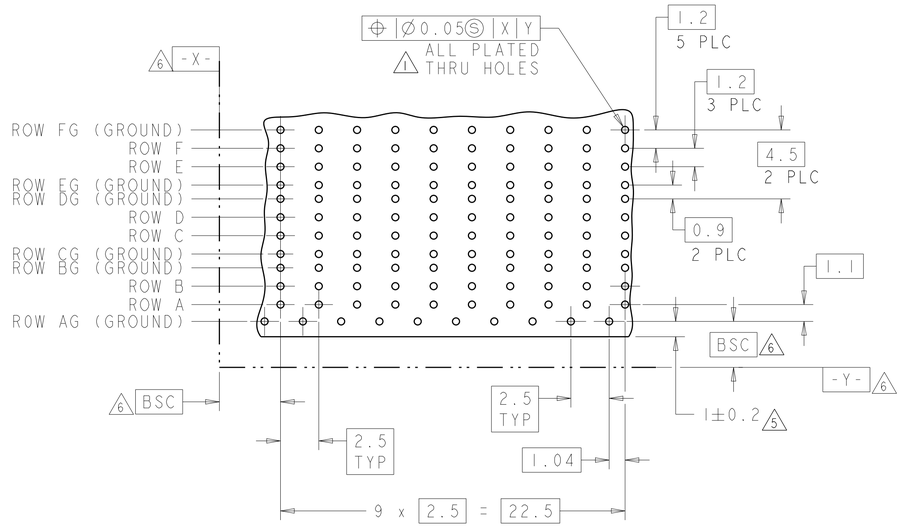

RECOMMENDED PC BOARD LAYOUT,
DAUGHTER BOARD,
COMPONENT SIDE SHOWN
SCALE 5:1

1. REFERENCE APPLICATION SPEC 114-13059 FOR RECOMMENDED PLATED THRU HOLE DIAMETER AND PLATING THICKNESSES.
2. MATERIAL:
   SHIELD - PHOSPHOR BRONZE
   CONTACT - COPPER-NICKEL-SILICON
   HOUSING, CHICKLET AND CHICKLET COVER - GLASS FILLED POLYESTER, UL 94V-O RATED.
3. FINISH: CONTACT AND SHIELD
   MATING AREA:
   MEETS THE PERFORMANCE REQUIREMENTS OF TYCO ELECTRONICS PRODUCT SPECIFICATION, 108-2055-1; BASED ON TELCORDIA GR-1217-CORE, APPLICATIONS IN UNCONTROLLED ENVIRONMENTS.
   COMPLIANT PIN AREA:
   0.5µm MIN BRIGHT TIN/LEAD OVER BASE PLATING.
4. CONNECTOR MARKED WITH PART NUMBER AND DATE CODE IN APPROXIMATE AREA SHOWN.
5. DIMENSION APPLIES TO CENTERLINE OF THRU HOLE.
6. DATUMS AND BASIC DIMENSIONS ESTABLISHED BY CUSTOMER.
7. CONTACT AREA LUBRICATED WITH BELLCORE APPROVED LUBRICANT. TECHNICAL REFERANCE: GR-1217-CORE, ISSUE 1, NOVEMBER 1995.
8. FINISH: CONTACT AND SHIELD
   MATING AREA:
   MEETS THE PERFORMANCE REQUIREMENTS OF TYCO ELECTRONICS PRODUCT SPECIFICATION, 108-2055-1; BASED ON TELCORDIA GR-1217-CORE, APPLICATIONS IN UNCONTROLLED ENVIRONMENTS.
   COMPLIANT PIN AREA:
   0.5µm MIN MATTE TIN OVER BASE PLATING.

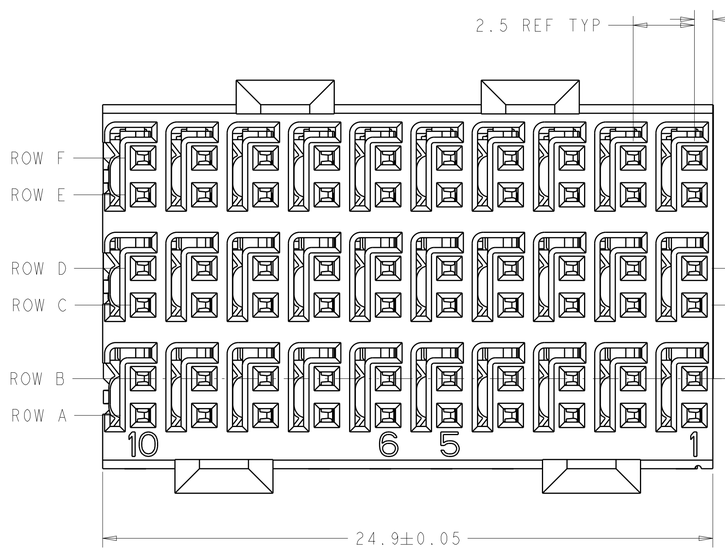

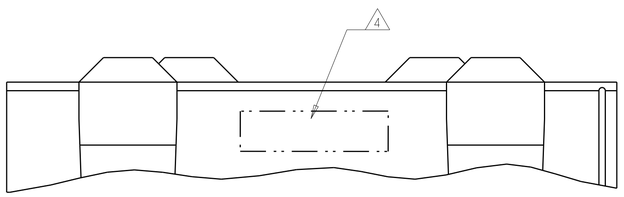

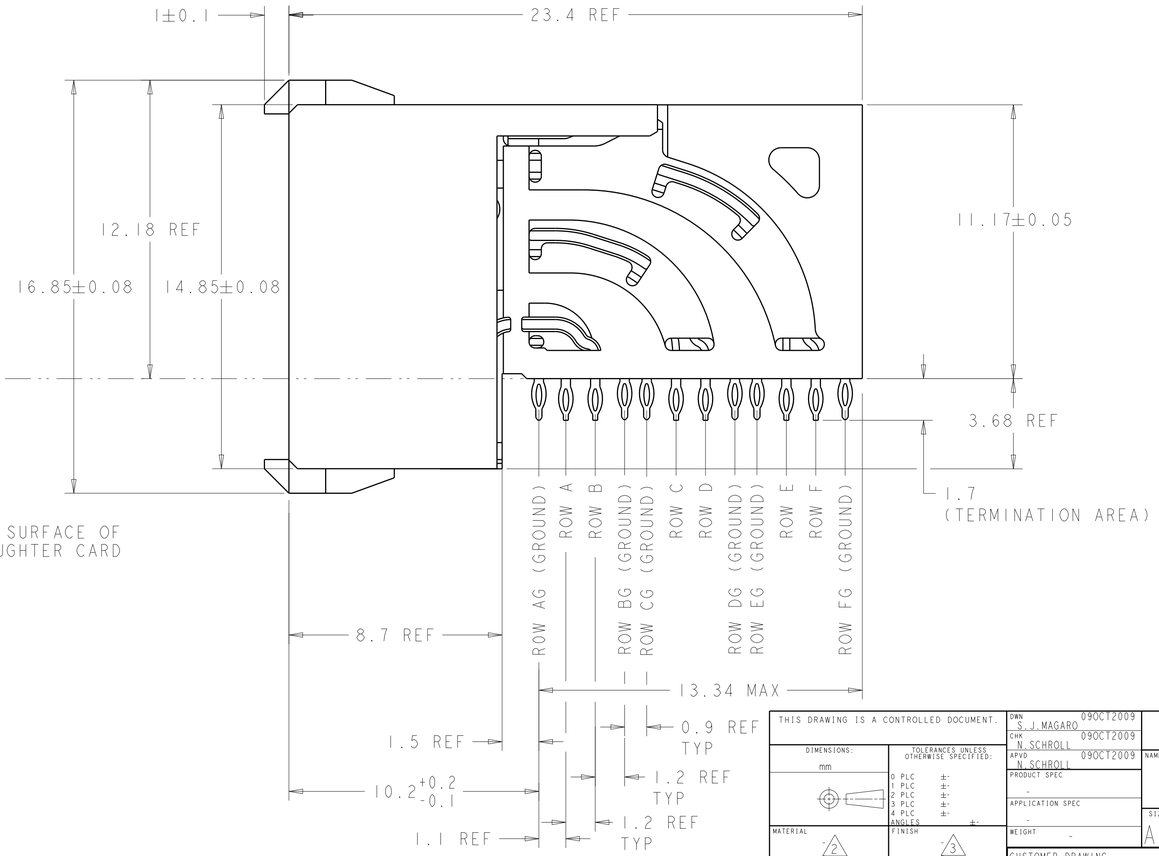

3	2065883-2
8	2065883-1
FINISH	PART NUMBER

THIS DRAWING IS A CONTROLLED DOCUMENT.

DIMENSIONS: mm

TOLERANCES UNLESS OTHERWISE SPECIFIED:
0 PLC ±
1 PLC ±
2 PLC ±
3 PLC ±
4 PLC ±
ANGLES ±

MATERIAL 2

FINISH 3

DWN S.J.MAGARO 09OCT2009
CHK N.SCHROLL 09OCT2009
APVD N.SCHROLL 09OCT2009
PRODUCT SPEC -
APPLICATION SPEC -
WEIGHT -

TE Connectivity

NAME ASSEMBLY, Z-Pack Hm-Zd Plus, RECEPTACLE, 3 PAIR
-

SIZE	CAGE CODE	DRAWING NO	RESTRICTED TO
A1	00779	C-2065883	-

CUSTOMER DRAWING | SCALE 8:1 | SHEET 1 OF 1 | REV D

4805 (3/13)