DRAWING MADE IN THIRD ANGLE PROJECTION

THIS DRAWING IS UNPUBLISHED. RELEASED FOR PUBLICATION , .

© COPYRIGHT ALL INTERNATIONAL RIGHTS RESERVED.

| LOC | DIST | P | F |
|---|---|---|---|
| AD | 39 | | |

REVISIONS

| ZONE | LTR | DESCRIPTION | DATE | APPD |
|---|---|---|---|---|
| | U2 | REVISED PER ECO-11-005140 | 30MAR11 | HMR |

## PRODUCT INSTRUCTION

PULL ON HOUSING TO REMOVE FROM POSTS.
DO NOT CONFINE THE CONDUCTORS OR PULL ON THE CONDUCTORS DURING REMOVAL ACTION.

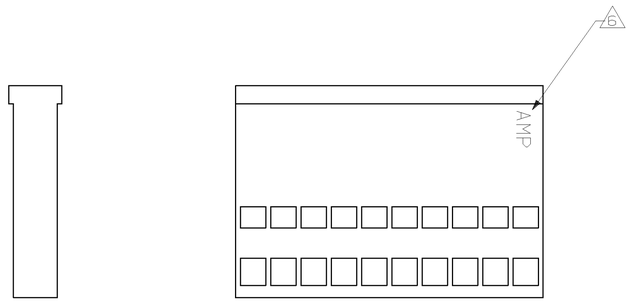


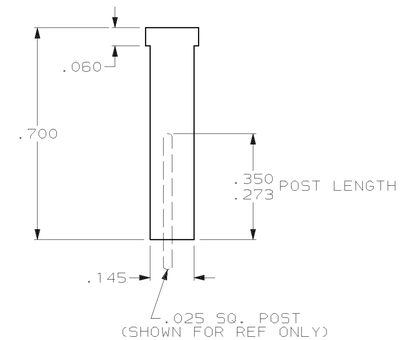


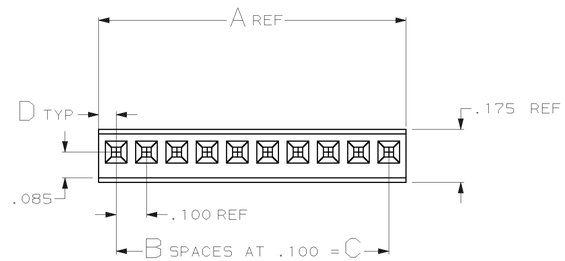


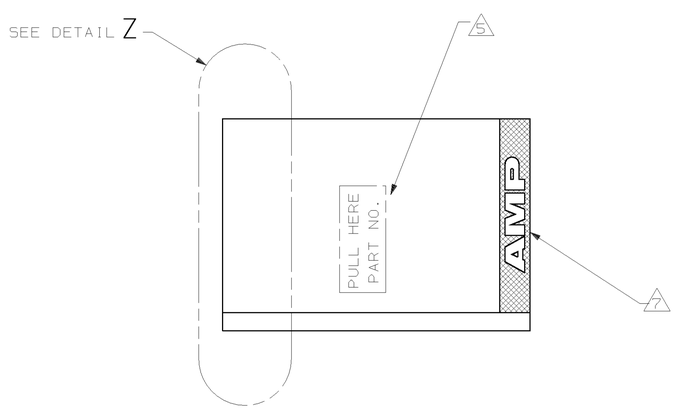


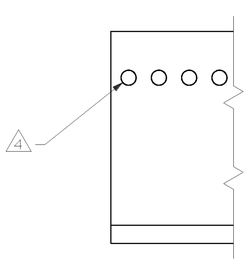


DETAIL Z

1. HOUSING ACCEPTS LOCKING CLIP CONTACT PART NO.S 87124, 87165,87190,87191,& MATES WITH .025 SQ. POSTS.
2. HOUSING: GLASS FILLED NYLON.
3. HOUSING: GLASS FILLED POLYESTER.
4. CORE PIN SUPPORT HOLES ARE OPTIONAL, AND MAY BE ROUND OR SQUARE OR MAY NOT BE PRESENT AT ALL.
5. MARKED (WHITE) AS SHOWN, THIS SIDE ONLY, WITH .06 HIGH CHARACTERS APPROX. IN CENTER OF HOUSING. "PULL HERE" AND PART NO. TO APPEAR ON HOUSINGS 6 POSITION AND LARGER.
6. RAISED AMP LOGO MOLDED IN HOUSING.
7. TEXTURED AMP LOGO MOLDED IN HOUSING. LOGO MAY APPEAR ON EITHER END OF HOUSING.
8. OBSOLETE PARTS: OBSOLETE CIS STREAMLINING PER D.RENAUD/D.SINISI

| | NOTES | MAT'L | COLOR | D | C | B | A | POS | PART NUMBER (AS MOLDED) | PART NUMBER (STAMPED) |
|---|---|---|---|---|---|---|---|---|---|---|
| 8 OBSOLETE | 6 | 2 | BROWN | .058 | .300 | 3 | .416 | 4 | ~~6-87175-3~~ | — |
| SUPERSEDED BY 87175-2 | 7 | 3 | YELLOW | .054 | 0 | 0 | .108 | 1 | 3-87175-4 | — |
| SUPERSEDED BY 87175-2 | 7 | 3 | ORANGE | .054 | 0 | 0 | .108 | 1 | 3-87175-3 | — |
| SUPERSEDED BY 87175-2 | 7 | 3 | RED | .054 | 0 | 0 | .108 | 1 | 3-87175-2 | — |
| | 6 | 3 | BROWN | .054 | 0 | 0 | .108 | 1 | - | — |
| OBSOLETE 8 | 6 | 3 | BLACK | .058 | 1.300 | 13 | 1.416 | 14 | 3-87175-0 | ~~2-87175-9~~ |
| | 6 | 3 | BLACK | .058 | 1.200 | 12 | 1.316 | 13 | 2-87175-8 | ~~2-87175-7~~ |
| | 6 | 3 | BLACK | .058 | 1.100 | 11 | 1.216 | 12 | 2-87175-6 | 2-87175-5 |
| | 6 | 3 | BLACK | .058 | 1.000 | 10 | 1.116 | 11 | 2-87175-4 | 2-87175-3 |
| | 6 | 3 | BLACK | .058 | .900 | 9 | 1.016 | 10 | 2-87175-2 | 2-87175-1 |
| | 6 | 3 | BLACK | .058 | .800 | 8 | .916 | 9 | 2-87175-0 | 1-87175-9 |
| | 6 | 3 | BLACK | .058 | .700 | 7 | .816 | 8 | 1-87175-8 | 1-87175-7 |
| | 7 | 3 | BLACK | .058 | .600 | 6 | .716 | 7 | 1-87175-6 | 1-87175-5 |
| | 7 | 3 | BLACK | .058 | .500 | 5 | .616 | 6 | 1-87175-4 | 1-87175-3 |
| | 7 | 3 | BLACK | .058 | .400 | 4 | .516 | 5 | 1-87175-2 | — |
| | 7 | 3 | BLACK | .058 | .300 | 3 | .416 | 4 | 1-87175-0 | — |
| | 7 | 3 | BLACK | .058 | .200 | 2 | .316 | 3 | 87175-8 | — |
| | 7 | 3 | BLACK | .058 | .100 | 1 | .216 | 2 | 87175-6 | — |
| | 6 | 3 | BLACK | .058 | 1.400 | 14 | 1.516 | 15 | 87175-4 | 87175-3 |
| | 7 | 3 | BLACK | .054 | 0 | 0 | .108 | 1 | 87175-2 | — |

PART NO

DO NOT SCALE PRINT.
UNLESS SPECIFIED
DIMENSIONS IN INCHES
TOLERANCES ON :
2 PLC DEC ± -
3 PLC DEC ± .005
ANGLES ± 0°30'

MATERIAL: SEE TABLE

FINISH: -

DR 11-16-89 D KEITZER
CHK 11-29-89 S. BEAM
APPD 11-29-89 S. BEAM
APPD 11-29-89 R. ELICKER
PRODUCT SPEC 108-36028
APPLICATION SPEC 114-25006
WEIGHT -

TE Connectivity

NAME: HOUSING-LOCKING CLIP .025 SQ. POST, .100 CENTERS (CLOSE END) SINGLE ROW

SIZE D | FSCM NO 00779 | DRAWING NO 87175

SCALE 4:1 | SHEET 1 OF 1

CUSTOMER DRAWING